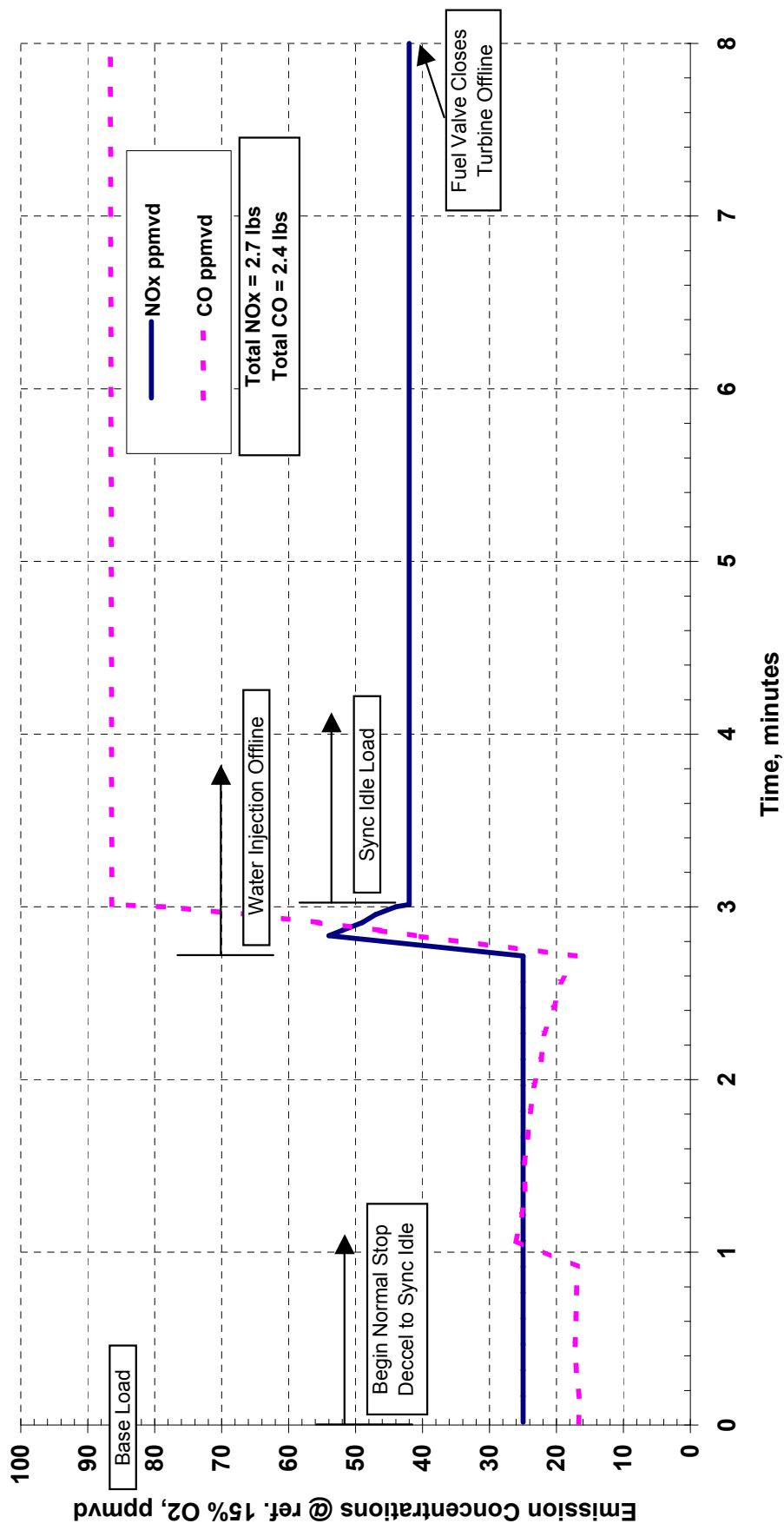




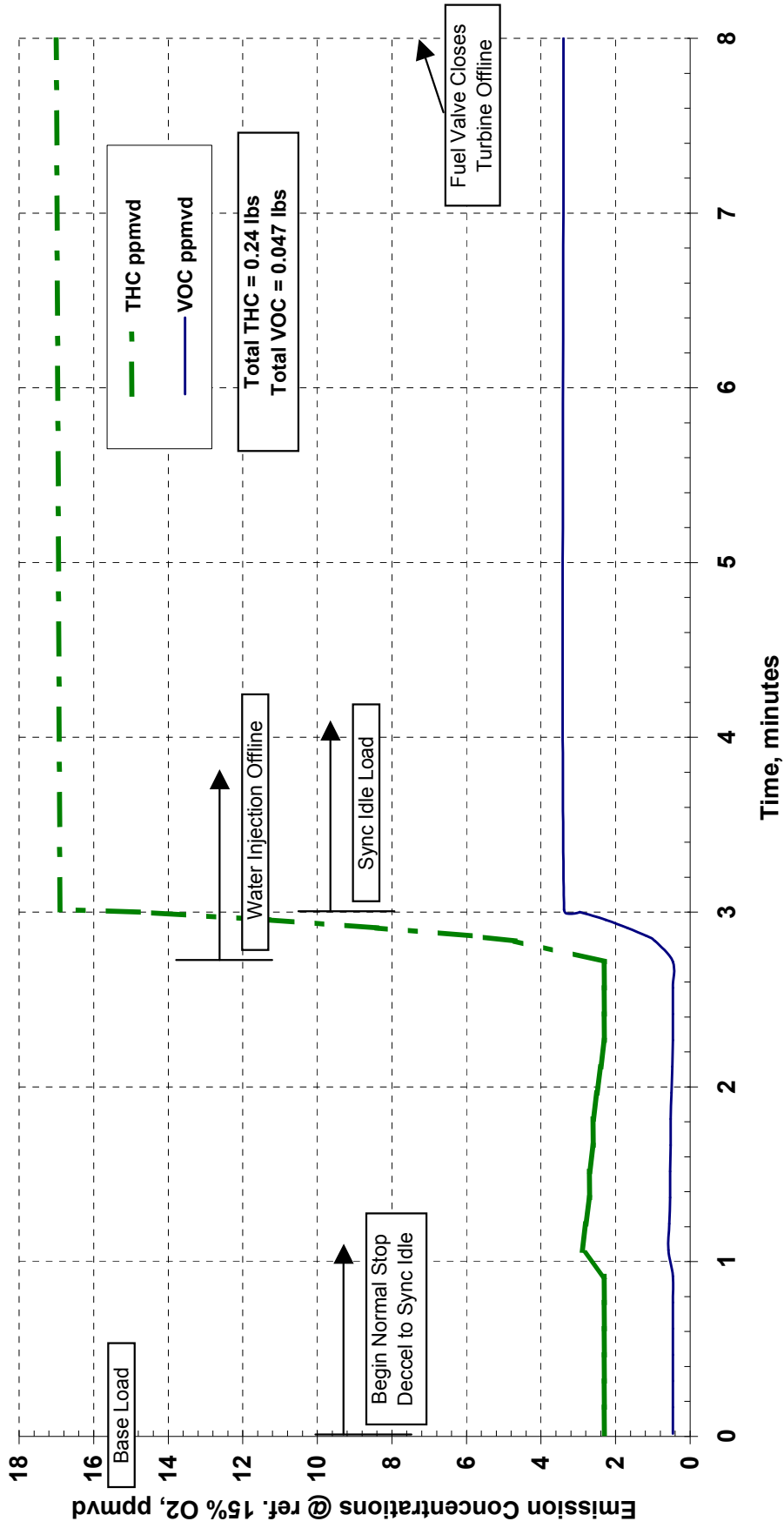
Estimated NOx and CO Concentrations during 8-Minute Shutdown at ISO Conditions - LM6000PC  
SPRINT - NOT FOR GUARANTEE



Deceleration to Sync Idle based on 8 minute Normal Shutdown, Simple Cycle Operation, 59.0°F, RH of 60.0% at 0.0ft. MSL, Fuel: Gas Fuel #10-1, 19000 Btu/lb, LHV, Water NOx control to 25ppmvd. Water Injection Offline at ~3000kW. BDAX 290ERT 60Hz, 13.8kV, 0.9PF (14839). **NOT FOR GUARANTEE**



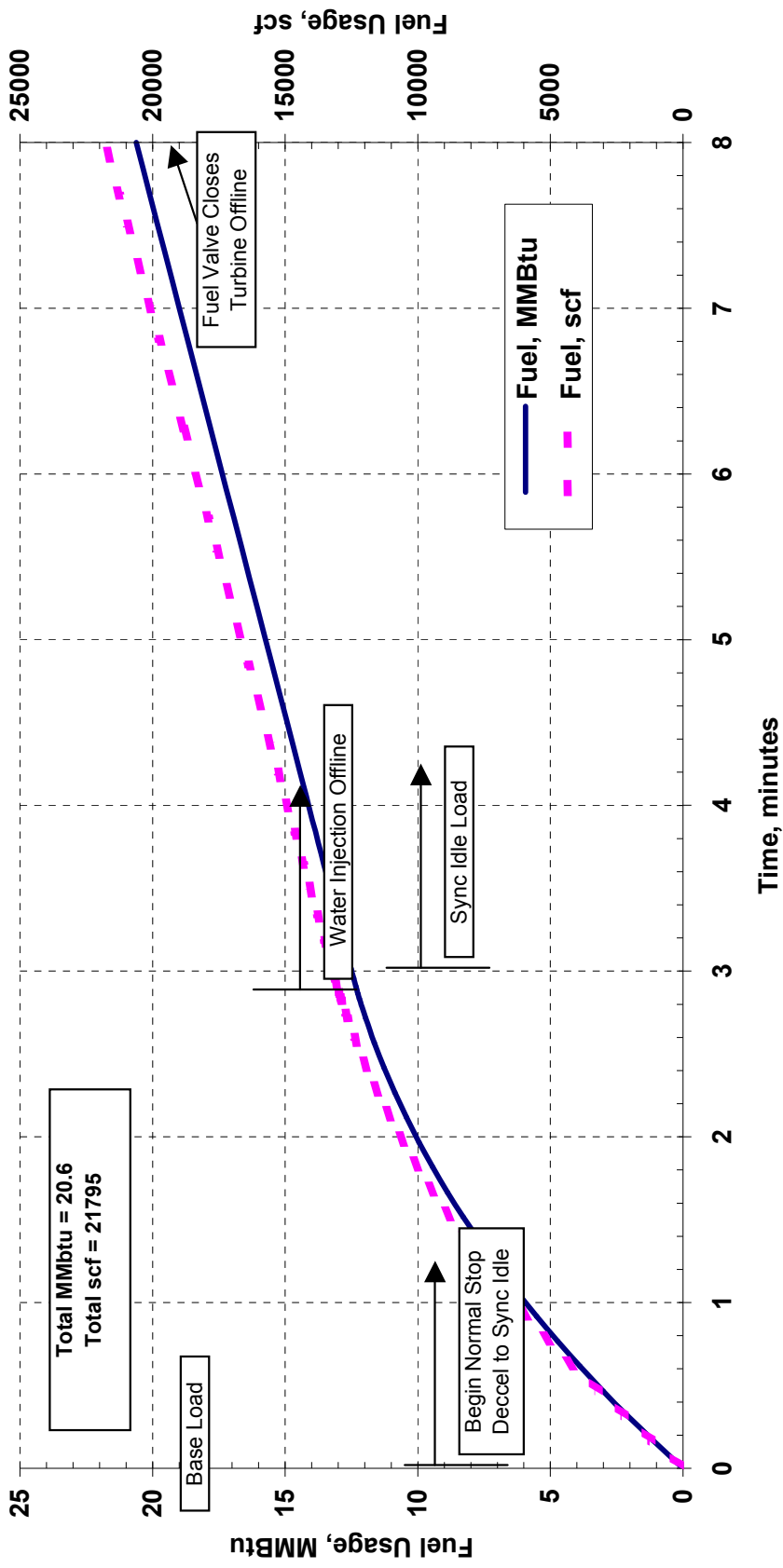
Estimated THC and VOC Concentrations during 8-Minute Shutdown at ISO Conditions - LM6000PC  
SPRINT - **NOT FOR GUARANTEE**



Deceleration to Sync Idle based on 8 minute Normal Shutdown, Simple Cycle Operation, 59.0°F, RH of 60.0% at 0.0ft. MSL, Fuel: Gas Fuel #10-1, 19000 Btu/lb, LHV, Water NOx control to 25ppmvd. Water Injection Offline at ~3000kW. BDAX 290ERT 60Hz, 13.8kV, 0.9PF (14839). **NOT FOR GUARANTEE**



Total Predicted Fuel Usage During 8 minute Shutdown at ISO Conditions - LM6000 PC SPRINT w/ FIGV at -5 Degrees - **NOT FOR GUARANTEE**



Deceleration to Sync Idle based on 8 minute Normal Shutdown, Simple Cycle Operation, 59.0°F, RH of 60.0% at 0.0ft. MSL, Fuel: Gas Fuel #10-1, 19000 Btu/lb,LHV, Water NOx control to 25ppmvd. Water Injection Offline at ~3000kW. BDAX 290ERT 60Hz, 13.8kV, 0.9PF (14839). **NOT FOR GUARANTEE**