

Anheuser-Busch LLC - Fairfield Brewery

BAAQMD Plant #: A0606

Permit Condition #13032

S-1, S-2, S-3 Cumulative Boiler Fuel Usage (MMBTUs)

2013

Month	Fuel Usage	12 Month Consecutive
September	25550	309665
October	25616	309866
November	24573	308394
December	25797	310489

2014

Month	Fuel Usage	12 Month Consecutive
January	27579	312477
February	17598	306581

Anheuser-Busch LLC - Fairfield Brewery

BAAQMD Plant #: A0606

Permit Condition #13032

S-1 Boiler Fuel Usage (MMBTUs)

Limit: 1,042,440 MMBTU for any consecutive 12-month period



2013

Month	Fuel Usage	12 Month Consecutive
September	4839	60211
October	1119	61251
November	3968	65083
December	0	55407

2014

Month	Fuel Usage	12 Month Consecutive
January	0	39048
February	0	26113


Anheuser-Busch LLC- Fairfield Brewery

BAAQMD Plant #: A0606

Permit Condition #13032

S-2 Boiler Fuel Usage (MMBTUs)

Limit: 1,042,440 MMBTU for any consecutive 12-month period



2013

Month
September
October
November
December

Fuel Usage 12 Month Consecutive
5598 114130
24474 126760
5542 126414
199 126608

2014

Month
January
February

Fuel Usage 12 Month Consecutive
1458 127952
116 119219

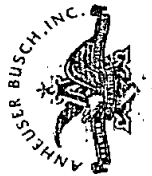
Anheuser-Busch LLC - Fairfield Brewery

BAAQMD Plant #: A0606

Permit Condition #13032

S-3 Boiler Fuel Usage (MMBTUs)

Limit: 1,042,440 MMBTU for any consecutive 12-month period



2013

Month	Fuel Usage	12 Month Consecutive
September	15113	135324
October	23	121855
November	15063	116897
December	25598	128474

2014

Month	Fuel Usage	12 Month Consecutive
January	26121	145477
February	17482	161249

Anheuser-Busch LLC - Fairfield Brewery



BAAQMD Plant #: A0608
Permit Condition # 16202

S-75, -76, -77, -78, -120, -128, -131, -132, -133, -138, -146, -147, -151, -162
12 Month Limit ink 1338 gallons; Solvent thinner 568 gallons; Acetone 90 gallons

POC Emission Limit: 17370 pounds per consecutive 12 months from all sources; NPOC Emission Limit: 603 pounds per consecutive 12 months from all sources

NOTE: Ink usage and related POC emissions for S-169 and S-170 have separate limits and are tracked on a separate logsheet. Beginning in Jan. 2009, usage of 16-8200 and 16-8205 attributed to S-169 and S-170 have been deducted from the totals below.

Month & Year	Video-Jet Ink 16-8200 (Qt)	Video-Jet Solvent 16-8205 (Qt)	Diagraph TWP 101 Black Ink (5 Gal Pail)	Diagraph TWP 101 Conditioner (5 Gal Pail)	Line Ink 3103 (1/2 Ltr)	Line Solvent 3501 (1/2 Ltr)	Scan True II Ink Jet Ink (Liter)	Monthly Ink Usage (Gal)	Monthly Solvent Usage (Gal)	Monthly Acetone Usage (Gal)	12 Month Ink Usage (Gal)	12 Month Solvent Usage (Gal)	12 Month Acetone Usage (Gal)	Monthly POC Emission (Lb.)	Monthly NPOC Emission (Lb.)	12-Month POC Emission (Lb.)	12-Month NPOC Emission (Lb.)
SAP #	1012066	1206384	1369178	1326520	1318353	1318352	1568880										
CTS #	03528-000	00152-000	16510-000	06080-000	13635-000	13694-000	27321-000										
Density lb/gal	7.52	6.68	8.84	8.39	7.52	6.68	8.35										
Density lb/unit	1.88	1.67	44	42	0.99	0.88	2.20										
% POC	71	100	20	40	47.5	20	80										
lbs POC/unit	1.33	1.67	8.84	16.78	0.47	0.18	1.76										
% NPOC	0	0	0	0	47.5	80	20										
lbs NPOC/unit	0.00	0.00	0.00	0.00	0.47	0.71	0.44										
September-13	9	90	1	0	0	20	5	0	25.26	2.11	174.9	251.7	33.8	184.82	16.31	1957.6	239.4
October-13	18	72	2	0	0	40	3	15	23.52	4.22	164.4	255.3	34.8	176.94	29.54	1950.6	245.6
November-13	9	45	2	0	0	30	2	13	15.89	3.17	102.9	252.2	35.9	116.32	22.04	1036.0	253.5
December-13	9	54	1	0	0	60	6	9	21.78	6.34	168.7	259.4	38.0	133.52	43.97	1964.8	289.4
January-14	31	45	0	0	0	20	4	9	14.01	2.11	167.5	257.2	38.0	127.08	13.87	1960.3	270.3
February-14	9	54	2	0	0	20	0	12	16.26	2.11	172.5	263.1	39.1	126.06	14.11	2002.3	277.3

NOTE: Beginning February 2009, VideoJet Ink & Solvent for Line 1 are substracted from the totals above and tracked on a separate spreadsheet.


Anheuser-Busch LLC - Fairfield Brewery

BAAQMD Plant #: A0606

Permit Condition #9061

S-134 & S-137 Total Filtering Aid Loading Throughputs

Permit Limit: 222 tons during 12 month consecutive period



Month	Summary (tons)		Consecutive Summary	Consecutive Summary
	Filter Aid 2013	Filter Aid 2014		
JAN	0.2	0.2	3.4	3.2
FEB	0.2	0.2	3.3	3.2
MAR	0.2		3.3	
APR	0.3		3.1	
MAY	0.3		3.3	
JUN	0.3		3.2	
JUL	0.3		3.2	
AUG	0.3		3.2	
SEP	0.3		3.2	
OCT	0.3		3.2	
NOV	0.2		3.2	
DEC	0.3		3.2	
Sum	3.21	0.40		

Note: In November 2011, the filtering aid ACP was replaced with Tannin. S-134 is not utilized with tannin.



Anheuser-Bu. Anheuser-Busch LLC- Fairfield Brewery

BAAQMD Plant #: BAAQMD Plant #: A0606

Permit Condition: Permit Condition #8195

S-135 Railcar FLS-135 Railcar Fumigation Venting

Permit Limit: 2,190 rail Permit Limit: 2,190 rail cars in a 12 month period

Month	Number of railcars unloaded		12 Month Total Railcars Unloaded	12 Month Total Railcars Unloaded
	2013	2014		
JAN	0	0	58	62
FEB	0	0	58	62
MAR	0		58	
APR	0		58	
MAY	1		56	
JUN	11		60	
JUL	9		60	
AUG	14		62	
SEP	13		70	
OCT	7		64	
NOV	7		62	
DEC	0		62	
Sum	62	0		

No fumigants are added to railcars at this facility.

Anheuser-Busch LLC- Fairfield Brewery

BAAQME BAAQMD Plant #: A0606

Permit C Permit Condition #15891

S-139 Al-S-139 Alcohol Loading Throughputs

Limit: 400,000 gallons consecutive 12 month period or 15,385 gallons in a 24 hour period

12 Month Consecutive Summary

12 MONTH TOTAL 13	12 MONTH TOTAL 13
0	0
0	0
0	0
0	0
0	0
0	0
0	0
0	0
0	0
0	0
0	0

Summary (Gal)

Month	2013	2014
JAN	0	0
FEB	0	0
MAR	0	0
APR	0	0
MAY	0	0
JUN	0	0
JUL	0	0
AUG	0	0
SEP	0	0
OCT	0	0
NOV	0	0
DEC	0	0
Sum	0	0

Maximum 24-hour L

Month	2013	2014
JAN	0	0
FEB	0	0
MAR	0	0
APR	0	0
MAY	0	0
JUN	0	0
JUL	0	0
AUG	0	0
SEP	0	0
OCT	0	0
NOV	0	0
DEC	0	0





Anheuser-Busch, Inc - Fairfield Brewery

BAAQMD Plant #: A0606

Permit Condition # 18614

S-143, S-144, S-145 Emergency Generators

Limit: For emergency use or 100 hours per consecutive 12-months for reliability testing

Reliability Testing 2013 (Hrs)

Month	S-143	S-144	S-145
JAN	0	0	0
FEB	0	0	0
MAR	0	0	0
APR	0	0	0
MAY	0	0	0
JUN	0	0	0
JUL	0	0	0
AUG	0	0	0
SEP	0	0	0
OCT	0	0	0
NOV	0	0	0
DEC	0	0	0
TOTAL	0.0	0.0	0.0

12 Month Consecutive Summary

(Generators)	S-143	S-144	S-145
JAN	0	0	0
FEB	0	0	0
MAR	0	0	0
APR	0	0	0
MAY	0	0	0
JUN	0	0	0
JUL	0	0	0
AUG	0	0	0
SEP	0	0	0
OCT	0	0	0
NOV	0	0	0
DEC	0	0	0
TOTAL	0.0	0.0	0.0

Emergency Conditions 2013(Hrs)

Month	S-143	S-144	S-145
JAN	0	0	0
FEB	0	0	0
MAR	0	0	0
APR	0	0	0
MAY	0	0	0
JUN	0	0	0
JUL	0	0	0
AUG	0	0	0
SEP	0	0	0
OCT	0	0	0
NOV	0	0	0
DEC	0	0	0
TOTAL	0.0	0.0	0.0

12 Month Consecutive Summary

(Generators)	S-143	S-144	S-145
JAN	0	0	0
FEB	0	0	0
MAR	0	0	0
APR	0	0	0
MAY	0	0	0
JUN	0	0	0
JUL	0	0	0
AUG	0	0	0
SEP	0	0	0
OCT	0	0	0
NOV	0	0	0
DEC	0	0	0
TOTAL	0.0	0.0	0.0



Anheuser-Busch, Inc - Fairfield Brewery

BAAQMD Plant #: A0606

Permit Condition # 18614

S-143, S-144, S-145 Emergency Generators

Limit: For emergency use or 100 hours per consecutive 12-months for reliability testing

Reliability Testing 2014 (Hrs)

Month	S-143	S-144	S-145
JAN	0	0	0
FEB	0	0	0
MAR			
APR			
MAY			
JUN			
JUL			
AUG			
SEP			
OCT			
NOV			
DEC			

12 Month Consecutive Summary

(Generators)	S-143	S-144	S-145
JAN	0	0	0
FEB	0	0	0
MAR			
APR			
MAY			
JUN			
JUL			
AUG			
SEP			
OCT			
NOV			
DEC			

TOTAL	0.0	0.0	0.0		0.0	0.0	0.0
--------------	------------	------------	------------	--	------------	------------	------------

Emergency Conditions 2014(Hrs)

Month	S-143	S-144	S-145
JAN	0	0	0
FEB	0	0	0
MAR			
APR			
MAY			
JUN			
JUL			
AUG			
SEP			
OCT			
NOV			
DEC			

12 Month Consecutive Summary

(Generators)	S-143	S-144	S-145
JAN	0	0	0
FEB	0	0	0
MAR			
APR			
MAY			
JUN			
JUL			
AUG			
SEP			
OCT			
NOV			
DEC			

TOTAL	0.0	0.0	0.0		0.0	0.0	0.0
--------------	------------	------------	------------	--	------------	------------	------------



Anheuser-Busch I Anheuser-Busch LLC- Fairfield Brewery

BAAQMD Plant #: A06 BAAQMD Plant #: A0606

Permit Condition #206: Permit Condition #20632 (1 & 2)

S-149, S-150, & S-151 S-149, S-150, & S-151 Lauter Tub and Brew Kettle Throughput

Limit: 4,441,320 bbls of wort per Limit: 4,441,320 bbls of wort per consecutive 12 month period

Month	Production Summary (BBLs)		12 Month Consecutive Summary	
	2013	2014	12 MONTH TOTAL 13	12 MONTH TOTAL 14
JAN	173,799	213,612	2,209,970	2,290,877
FEB	174,279	171,945	2,219,474	2,074,931
MAR	194,184		2,226,401	
APR	180,189		2,232,715	
MAY	193,130		2,214,332	
JUN	202,772		2,210,170	
JUL	209,136		2,214,171	
AUG	222,471		2,216,353	
SEP	178,473		2,208,965	
OCT	184,368		2,229,807	
NOV	175,177		2,228,196	
DEC	163,086		2,251,064	
Sum	2,251,064	385,557		

**New brewhouse went online on 1/07/2005



Anheuser-Busch LLC- Fairfield Brewery

BAAQMD Plant #: A0606 BAAQMD Plant #: A0606

Permit Condition #20632(: Permit Condition #20632(3) & 21639(2)

S-149, S-150, S-151, & S-S-149, S-150, S-151, & S-158 Total Beer Throughput

Limit: 6,351,088 bbls of beer per cor Limit: 6,351,088 bbls of beer per consecutive 12 month period

Month	Production Summary (BBLs)		Production Summary (BBLs)		12 Month Consecutive Summary		12 Month Consecutive Summary	
	2013	2014	2013	2014	12 MONTH TOTAL 13	12 MONTH TOTAL 14	12 MONTH TOTAL 13	12 MONTH TOTAL 14
JAN	262,624	320,158			3,158,082		3,092,802	
FEB	213,144	255,176			3,388,164		3,454,992	
MAR	264,444				3,378,174			
APR	315,784				3,445,794			
MAY	306,765				3,403,276			
JUN	312,917				3,384,703			
JUL	326,636				3,399,021			
AUG	187,199				3,243,034			
SEP	306,682				3,278,625			
OCT	315,498				3,328,926			
NOV	267,538				3,330,445			
DEC	276,196				3,355,426			
Sum	3,355,426	575,334						

***New brewhouse went online on 1/07/2005



Anheuser-Busch LLC- Fairfield Brewery

BAAQMD Plant #: A0606 Permit Condition # 21595 (1) & 21639 (1)

S-154, 155 & 158 Weekly Filler Rate

S-158 = 1,800 bottle/min, S-154 = 1,560 cans/min,
S-155 = 1,565 cans/min, S-168 = 2.124MMBls/12 months

Units/Minute

Week	Line 01 (1800 bottles) Source 158	(New) Line 40 (2.124 MMBls/12 months) Source 168 (BBLS/WEEK)	Line 50 (1565 cans) Source 155 (CAN/MIN)
9/2/2013	0	38,053	1,311
9/9/2013	0	31,905	1,407
9/16/2013	0	33,262	1,395
9/23/2013	0	30,811	1,299
9/30/2013	0	38,344	1,309
10/7/2013	0	32,744	1,290
10/14/2013	0	39,543	1,268
10/21/2013	0	23,781	1,359
10/28/2013	0	35,969	1,372
11/4/2013	0	28,663	1,362
11/11/2013	0	29,618	1,353
11/18/2013	0	33,001	1,347
11/25/2013	0	17,839	1,336
12/2/2013	0	31,852	1,225
12/9/2013	0	40,169	1,339
12/16/2013	0	32,535	1,301
12/23/2013	0	22,716	1,301
12/30/2013	0	17,544	1,232
1/6/2014	0	36,759	1,264
1/13/2014	0	41,180	1,287
1/20/2014	0	31,276	1,321
1/27/2014	0	30,096	1,388
2/3/2014	0	34,768	1,222
2/10/2014	0	27,417	1,284
2/17/2014	0	20,310	1,253
2/24/2014	0	41,908	1,205

Note: Line 40 (S- 154) was replaced during the summer of 2008.

The beer packaged during the engineering run was not saleable beer.



Anheuser-Busch LLC- Fairfield Brewery

BAAQMD Plant #: A0606

Permit Condition # 21369 (2) S - 158 = 6,351,088 barrels/12 months

Permit Condition # 23956 (1) S - 168 = 2,124,000 barrels/12 months

Month	Source 158 Line 01 Monthly Barrels	Source 158 Line 01 (6,351,088 barrels/12 month)	Source 168 Line 40 Monthly Barrels	Source 168 Line 40 (2,124,000 barrels/12 months)
September-13	0	0	136,749.59	1,435,769.89
October-13	0	0	158362.34	1,594,132.23
November-13	0	0	118422.22	1,593,052.13
December-13	0	0	127573.87	1,601,507.79
January-14	0	0	150255.88	1,640,404.29
February-14	0	0	116725.71	1,666,946.00



Anheuser-Busch, Anheuser-Busch LLC - Fairfield Brewery

BAAQMD Plant # BAAQMD Plant #: A0606

Permit Condition Permit Condition # 21610

S-156 Emergenc S-156 Emergency Standby Diesel Engine

Limit: For emergency use or 100 hours/calendar year for reliability testing

Month	Reliability Testing (Hrs)		Emergency Testing (Hrs)	
	2013	2014	2013	2014
JAN	0.7	0.0	0	0
FEB	0.7	0.2	0	0
MAR	0.5		0	
APR	0.6		0	
MAY	0.4		0	
JUN	0.6		0	
JUL	0.2		0	
AUG	0.6		0	
SEP	0.6		0	
OCT	0.4		0	
NOV	0.3		0	
DEC	0.3		0	
TOTAL	5.9	0.2	0	0



Anheuser-Busch LLC- Fairfield Brewery

BAAQMD Plk BAAQMD Plant #: A0606

Permit Condi Permit Condition # 22850

S-165 Station S-165 Stationary Diesel Engine

Limit: For emerget Limit: For emergency use or 50 hours/calendar year for reliability testing

Month	Reliability Testin: Reliability Testing (Hrs)		Emergency Conditions (Hrs)		Emission Testing (Hrs)	
	2013	2014	2013	2014	2013	2014
JAN	0.60	0.10	0	0	0	0
FEB	0.00	0.00	0	0	0	0
MAR	0.00		0		0	
APR	2.50		0		0	
MAY	0.00		0		0	
JUN	0.40		0		0	
JUL	0.00		0		0	
AUG	0.00		0		0	
SEP	0.00		0		0	
OCT	0.10		0		0	
NOV	0.00		0		0	
DEC	0.00		0		0	
TOTAL	3.6	0.1	0	0	0	0

Month	Emergency Conditions (Hrs)		Emission Testing (Hrs)	
	2013	2014	2013	2014
JAN	0	0	0	0
FEB	0	0	0	0
MAR	0		0	
APR	0		0	
MAY	0		0	
JUN	0		0	
JUL	0		0	
AUG	0		0	
SEP	0		0	
OCT	0		0	
NOV	0		0	
DEC	0		0	
TOTAL	0	0	0	0



Anheuser-Busch LLC - Fairfield Brewery

BAAQMD Plant #: A0606

Permit Condition # 23750

S-166 and S-167 BERS Biogas Production

Limit: 12 month rolling average not to exceed 864,000 cf/day

	Biogas Production	Biogas Production 12-Month Rolling Average
September-13	5880574	156,655.09
October-13	6095256	160,252.10
November-13	4487985	158,258.89
December-13	4004407	159,560.55
January-14	4768010	159,797.85
February-14	4139861	159,762.82



Anheuser-Busch LLC- Fairfield Brewery

BAAQMD Plant #: A0606


Permit Condition # 23750

S-166 and S-167 BERS Boiler Flare Ratio

Limit: 52 week rolling average not to 10%

Year	Week #	Biogas Production (cubic feet)	Biogas Flared (cubic feet)	Ratio of Biogas Flared to Produced (%)	Ratio of Biogas Flared to Produced 52-Week Rolling Average Not to exceed 10%
	36	1387479.5	32527.0	2.34	1.00
	37	1231019.1	0	0.00	1.00
	38	1469798.1	38336	2.61	1.01
	39	1383316.3	61083	4.42	1.10
	40	1595899.4	0	0.00	1.10
	41	1,636,929	9103	0.56	1.10
	42	1249536.8	401.0	0.03	1.10
	43	1316478.5	19973.0	1.52	1.13
	44	956125.7	65812.0	6.88	1.26
	45	1042770.3	4520.0	0.43	1.27
	46	1172461.0	105372.0	8.99	1.40
	47	1028889.7	31.0	0.00	1.29
	48	993112.7	39691.0	4.00	1.37
	49	959597.2	0.0	0.00	1.16
	50	866135.8	601.0	0.07	1.16
	51	1026380.8	0.0	0.00	1.16
	52	819627.0	0.0	0.00	1.08
2014	1	859749.3	231.0	0.03	1.05
	2	1036656.8	0.0	0.00	1.05
	3	1063783.6	11903.0	1.12	1.07
	4	1150749.9	105.0	0.01	1.06
	5	1129024.9	0.0	0.00	1.06
	6	1026263.9	0.0	0.00	1.06
	7	1017165.3	0.0	0.00	1.06
	8	1029965.9	0.0	0.00	1.05
	9	1053874.0	0.0	0.00	1.02

From UPA report



Anheuser-Busch LLC- Fairfield Brewery

BAAQMD Plant #: A0606


Permit Condition # 23750

S-166 and S-167 BERS Biogas H2S

Limit: 52 week rolling average not to 200 ppmv

Year	Week #	Biogas H2S (ppmv)	52-Week Rolling Average Not to exceed 200 ppmv
	36	110.71	172.42
	37	107.14	170.89
	38	192.86	172.16
	39	195.00	172.24
	40	191.43	172.03
	41	194.29	173.70
	42	140.71	173.85
	43	182.86	174.24
	44	200.71	174.68
	45	135.71	174.81
	46	135.00	174.93
	47	97.86	174.07
	48	81.43	171.98
	49	95.00	170.23
	50	80.00	170.81
	51	75.00	169.37
	52	34.29	169.27
	1	121.43	169.00
	2	147.86	169.09
	3	105.00	168.09
	4	118.57	166.47
	5	147.14	165.38
	6	117.86	163.78
	7	45.71	160.74
	8	151.43	159.75
	9	142.86	158.64

From Andy Messer's Op Data Report



Anheuser-Busch LLC - Fairfield Brewery

BAAQMD Plant #: A0606

Permit Condition # 23750

S-166 and S-167 BERS Offgas H2S

Limit: 52 week rolling average not to 10 ppmv

Year	Week #	Offgas H2S (ppmv)	52-Week Rolling Average Not to exceed 10 ppmv
	36	0.29	1.00
	37	0.29	0.99
	38	0.57	1.01
	39	1.00	1.02
	40	0.57	0.99
	41	0.00	0.93
	42	0.86	0.94
	43	3.29	0.98
	44	1.86	0.99
	45	0.00	0.97
	46	0.00	0.95
	47	0.00	0.92
	48	0.00	0.89
	49	0.00	0.89
	50	0.00	0.86
	51	0.00	0.82
	52	0.00	0.81
	1	0.00	0.77
	2	0.86	0.75
	3	1.14	0.70
	4	0.00	0.65
	5	0.00	0.64
	6	0.29	0.65
	7	0.00	0.62
	8	0.00	0.58
	9	0.00	0.57



Anheuser-Busch LLC - Fairfield Brewery

BAAQMD Plant #: A0606

Permit Condition # 23750

S-166 and S-167 BERS WW Throughput

Limit: 12 month rolling average not to exceed 778 MM Gallons

Month	Wastewater Throughput (MM Gallons)	Wastewater Throughput 12-Month Rolling Average	Wastewater Total for 12 month period
			Not to Exceed 778 MM Gallons
September-13	14.82	15.31	183.74
October-13	15.96	15.29	183.48
November-13	14.76	15.26	183.13
December-13	14.48	15.17	182.05
January-14	16.00	15.21	182.46
February-14	15.17	15.35	184.18

From Monthly Master WW data sheet



Anheuser-Busch LLC - Fairfield Brewery

BAAQMD Plant #: A0606

Permit Condition # 23750

S-166 and S-167 Daily Biogas Production Log

	BIOGAS PRODUCTION
9/1/2013	141,509
9/2/2013	174,749
9/3/2013	231,167
9/4/2013	210,923
9/5/2013	232,152
9/6/2013	221,609
9/7/2013	175,370
9/8/2013	181,815
9/9/2013	194,460
9/10/2013	171,234
9/11/2013	189,418
9/12/2013	174,728
9/13/2013	162,614
9/14/2013	156,750
9/15/2013	164,661
9/16/2013	205,255
9/17/2013	161,958
9/18/2013	238,897
9/19/2013	192,895
9/20/2013	252,574
9/21/2013	253,558
9/22/2013	271,149
9/23/2013	278,998
9/24/2013	187,404
9/25/2013	147,571
9/26/2013	148,168
9/27/2013	153,991
9/28/2013	196,035
9/29/2013	160,499
9/30/2013	248,462
10/1/2013	197,785
10/2/2013	239,978
10/3/2013	246,310
10/4/2013	279,382
10/5/2013	223,484
10/6/2013	191,713
10/7/2013	272,161
10/8/2013	160,830
10/9/2013	215,141
10/10/2013	268,708

10/11/2013	264,946
10/12/2013	263,430
10/13/2013	181,554
10/14/2013	162,038
10/15/2013	153,206
10/16/2013	181,389
10/17/2013	233,561
10/18/2013	183,996
10/19/2013	153,792
10/20/2013	191,485
10/21/2013	217,766
10/22/2013	183,688
10/23/2013	223,587
10/24/2013	228,358
10/25/2013	149,933
10/26/2013	121,661
10/27/2013	99,489
10/28/2013	129,627
10/29/2013	164,763
10/30/2013	157,102
10/31/2013	154,392
11/1/2013	119,575
11/2/2013	131,176
11/3/2013	132,558
11/4/2013	157,325
11/5/2013	162,978
11/6/2013	177,273
11/7/2013	184,245
11/8/2013	135,153
11/9/2013	93,238
11/10/2013	94,001
11/11/2013	148,946
11/12/2013	265,678
11/13/2013	195,616
11/14/2013	164,324
11/15/2013	157,635
11/16/2013	146,261
11/17/2013	108,623
11/18/2013	117,437
11/19/2013	147,523
11/20/2013	146,557
11/21/2013	178,331
11/22/2013	140,378
11/23/2013	190,041
11/24/2013	178,256
11/25/2013	177,097
11/26/2013	165,821
11/27/2013	164,937
11/28/2013	94,846
11/29/2013	107,148
11/30/2013	105,008
12/1/2013	126,553
12/2/2013	145,334
12/3/2013	140,330

Source of Data: UPA Data imported to 010310 to 020610 Biogas and Offgas.xls

12/4/2013	142,671
12/5/2013	152,085
12/6/2013	131,800
12/7/2013	120,825
12/8/2013	117,266
12/9/2013	151,684
12/10/2013	154,467
12/11/2013	112,577
12/12/2013	101,946
12/13/2013	112,661
12/14/2013	115,535
12/15/2013	163,574
12/16/2013	157,729
12/17/2013	146,741
12/18/2013	138,269
12/19/2013	151,944
12/20/2013	124,520
12/21/2013	143,603
12/22/2013	134,443
12/23/2013	121,398
12/24/2013	100,687
12/25/2013	90,782
12/26/2013	112,043
12/27/2013	139,149
12/28/2013	121,126
12/29/2013	134,095
12/30/2013	108,865
12/31/2013	89,707
1/1/2014	87,432
1/2/2014	133,261
1/3/2014	141,708
1/4/2014	164,682
1/5/2014	113,476
1/6/2014	156,268
1/7/2014	177,764
1/8/2014	153,582
1/9/2014	156,364
1/10/2014	133,470
1/11/2014	145,733
1/12/2014	139,028
1/13/2014	154,809
1/14/2014	162,586
1/15/2014	148,669
1/16/2014	157,261
1/17/2014	140,229
1/18/2014	161,201
1/19/2014	170,522
1/20/2014	173,500
1/21/2014	155,947
1/22/2014	173,105
1/23/2014	164,299
1/24/2014	155,925
1/25/2014	157,452
1/26/2014	124,944

Source of Data: UPA Data imported to 010310 to 020610 Biogas and Offgas.xls

1/27/2014	142,209
1/28/2014	195,718
1/29/2014	189,615
1/30/2014	169,220
1/31/2014	168,031
2/1/2014	139,288
2/2/2014	154,338
2/3/2014	135,909
2/4/2014	176,674
2/5/2014	134,349
2/6/2014	128,171
2/7/2014	144,307
2/8/2014	152,515
2/9/2014	116,006
2/10/2014	123,318
2/11/2014	134,021
2/12/2014	149,543
2/13/2014	193,172
2/14/2014	172,049
2/15/2014	129,056
2/16/2014	136,181
2/17/2014	118,238
2/18/2014	128,025
2/19/2014	169,418
2/20/2014	149,506
2/21/2014	175,443
2/22/2014	153,156
2/23/2014	155,209
2/24/2014	136,548
2/25/2014	176,985
2/26/2014	157,843
2/27/2014	147,482
2/28/2014	153,110



Anheuser-Busch LLC- Fairfield Brewery

BAAQMD Plant #: A0606

Permit Condition # 8A

S-167 Flare

Condition 8 of the Permit to Operate states: Owner/operator shall maintain the minimum temperature of S-167 flare at not less than 1400 degrees F.

Condition 8A of the Permit to Operate states:

This condition shall only apply when the biogas supply valves to all boilers are closed and biogas flaring exceeding 300 cfm occurs longer than 15 minutes continuously.

For the period of September 1, 2013 to February 28, 2014 no conditions of 8 or 8A have occurred.

Anheuser-Busch LLC - Fairfield Brewery


BAAQMD Plant #: A0606
 Permit Condition # 24244
 S-169, S-170



12 Month Limit: Ink 6 gallons; Solvent thinner 19 gallons
 POC Emission Limit: 303.4 pounds per consecutive 12 months from each source
 Note: Usage of 16-8200 and 16-8205 attributed to S-75, -76, -77, -78, -120, -128, -131, -132, -133, -138, -146, -147, -161, -162 is tracked on a separate logsheet.

Month & Year	Total Line 1 Video-Jet Ink 16-8200 (Qt)	Total Line 1 Video-Jet Solvent 16-8205 (Qt)	Total Line 1 Rolling Rock/RR1 Produced (BBL/S)	Total Line 1 Production (BBL/S)	Ink Usage Attributed to S-169 & S-170 (Qt)	Solvent Usage Attributed to S-169 & S-170 (Qt)	Monthly Ink Usage (Gal)	Monthly Solvent Usage (Gal)	12 Month Ink Usage (Gal)	12 Month Solvent Usage (Gal)	Monthly POC Emission (Lb.)	12-Month POC Emission (Lb.)
SAP #	1012066	1206384										
CTS #	03528-000	00152-000										
Density lb/gal	7.52	6.68										
Density lb/unit	1.88	1.67										
% POC	71	100										
lbs POC/unit	1.33	1.67										
% NPOC	0	0										
lbs NPOC/unit	0.00	0.00										
September-13	0	0	0	0	0	0	0	0	0	0	0.00	0
October-13	0	0	0	0	0	0	0	0	0	0	0.00	0
November-13	0	0	0	0	0	0	0	0	0	0	0.00	0
December-13	0	0	0	0	0	0	0	0	0	0	0.00	0
January-14	0	0	0	0	0	0	0	0	0	0	0.00	0
February-14	0	0	0	0	0	0	0	0	0	0	0.00	0

Line 1 was idled on April 28, 2010.



Anheuser-Busch LLC - Fairfield Brew.

BAAQMD Plant #: A0606

Permit Condition #17177

S-141, 142 Fumigation of Milling Operations

Limit: 240 lbs. of phosphine gas in any consecutive 12-month period.

**Fumigant Usage
(lbs.)**

Quarter	2013	2014	12 MONTH TOTAL 13	12 MONTH TOTAL 14
1st	0.00	0.00	0.00	4.10
2nd	0.00		0.00	
3rd	0.00		0.00	
4th	4.10		4.10	
Sum	4.10	0.00		

as of Feb 28, 2014

1st Quarter is through March.

2nd Quarter is through June.

3rd Quarter is through September.

4th Quarter is through December.



Anheuser-Busch LLC- Fairfield Brewery

BAAQMD Plant #: A0606

Permit Chart IIB

Condition #17176

PRESSURE DROP (INCHES OF WATER)

Month	A-12 (0.5-6 in)	A-36 (0.5-6 in)	A-51 ^b (1-6 in.)	A-54 (1-6 in.)	A-126 (0.5-6 in)	A-125 ^a (0.25-3 in)	A-130 (0.5-4 in)
Sep-13	4.58	0.93	1.89	4.39	N/A	N/A	3.20
Oct-13	4.78	0.98	1.90	5.90	N/A	N/A	0.92
Nov-13	5.37	0.95	3.09	5.59	N/A	N/A	0.94
Dec-13	5.19	0.87	2.99	1.09	N/A	N/A	0.98
Jan-14	3.89	0.91	3.29	2.39	N/A	N/A	0.93
Feb-14	4.58	0.98	3.23	3.06	N/A	N/A	0.94

* N/A = Not in operation during this month (no bagged DE/Perlite used or equipment was not utilized during the month)

*a = Devices run only as a back-up system

*b = Device only runs when grains are being unloaded

** May 2014 - device A-130 - as allowed under condition 13621 of our permit, this issue was remediated within normal range within the allowable time period