



Anheuser-Busch LLC - Fairfield Brewery

BAAQMD Plant #: A0606

Permit Condition #13032

S-1 Boiler Fuel Usage (MMBTUs)

Limit: 1,042,440 MMBTU for any consecutive 12-month period

Fuel Usage 12 Month Consecutive

September	445	3940
October	79	4007
November	136	3366
December	9676	13018

2013

Fuel Usage 12 Month Consecutive

Month		
September	16359	29377
October	12935	25953
November		
December		



Anheuser-Busch LLC - Fairfield Brewery

BAAQMD Plant #: A0606

Permit Condition #13032

S-2 Boiler Fuel Usage (MMBTUs)

Limit: 1,042,440 MMBTU for any consecutive 12-month period

Month	2012	Fuel Usage	12 Month Consecutive
September		19083	146989
October		11844	158682
November		5888	150804
December		5	150668
Month	2013	Fuel Usage	12 Month Consecutive
January		114	137709
February		8849	146444



Anheuser-Busch LLC - Fairfield Brewery

BAAQMD Plant #: A0606

Permit Condition #13032

S-3 Boiler Fuel Usage (MMBTUs)

Limit: 1,042,440 MMBTU for any consecutive 12-month period

Month	2012	Fuel Usage	12 Month Consecutive
September		26653	189093
October		13492	176345
November		20021	184426
December		14021	174618
Month	2013	Fuel Usage	12 Month Consecutive
January		9118	171603
February		1710	164195



Anheuser-Busch LLC - Fairfield Brewery

BAAQMD Plant #: A0606

Permit Condition #13032

S-1, S-2, S-3 Cumulative Boiler Fuel Usage (MMBTUs)

Month	Fuel Usage	12 Month Consecutive
September	46181	340022
October	25415	339034
November	26045	338596
December	23702	338304
2013		
Month	Fuel Usage	12 Month Consecutive
January	25591	413095
February	23494	460996
March		
April		
May		



Anheuser-Busch LLC - Fairfield Brewery

BAAQMD Plant #: A0606
 Permit Condition # 16202

S-75, -76, -77, -78, -120, -128, -131, -132, -133, -138, -146, -147, -161, -162

12 Month Limit: Ink 1339 gallons; Solvent thinner 569 gallons; Acetone 80 gallons

POC Emission Limit: 17370 pounds per consecutive 12 months from all sources; NPOC Emission Limit: 603 pounds per consecutive 12 months from all sources

NOTE: Ink usage and related POC emissions for S-169 and S-170 have separate limits and are tracked on a separate logsheet. Beginning in Jan. 2009, usage of 16-8200 and 16-8205 attributed to S-169 and S-170 have been deducted from the totals below.

Month & Year	Video-Jet Ink (Q0)	Video-Jet Solvent (Q0)	Degraph TYP 101 Black Ink (5 Gal Pail)	Degraph TYP 101 Conditioner (1/2 Ltr)	Ink 3103 (1/2 Ltr)	Ink Solvent 3501 (1/2 Ltr)	Scan True II Ink Jet Ink (1 Ltr)	Monthly Ink Usage (Gal)	Monthly Solvent Usage (Gal)	Monthly Acetone Usage (Gal)	12 Month Ink Usage (Gal)	12 Month Solvent Usage (Gal)	12 Month Acetone Usage (Gal)	Monthly POC Emission (Lb)	Monthly NPOC Emission (Lb)	12 Month POC Emission (Lb)	12 Month NPOC Emission (Lb)
SAP #	1012066	1206343	1469178	1326520	1318353	1318352	1568880										
CTS #	03528-000	00152-000	16510-000	06080-000	13635-000	13694-000	27321-000	8.15									
Density lb/gal	7.52	6.58	8.84	8.39	7.52	6.58	8.15										
Density lb/ml	1.88	1.67	2.0	42	0.99	0.88	2.20										
% POC	71	100	20	42	47.5	20	80										
lbs POC/unit	1.33	1.67	8.84	16.78	0.47	0.18	1.76										
% NPOC	0	0	0	0	47.5	80	20										
lbs NPOC/unit	0.00	0.00	0.00	0.00	0.47	0.71	0.44										
September-12	27	72	1	0	0	30	5	13	72.14	3.17	172.6	299.5	34.8	180.34	23.37	2193.5	250.9
October-12	18	63	4	0	0	30	5	36	19.89	3.17	177.8	266.3	34.8	184.02	23.37	2130.3	251.3
November-12	9	63	1	0	0	20	0	7	18.51	2.11	179.5	259.3	34.8	130.91	14.11	2061.3	248.5
December-12	18	36	1	0	0	40	2	10	14.52	4.22	181.0	251.7	35.9	104.88	29.10	2009.7	255.3
January-13	18	34	1	0	0	20	2	10	16.36	2.11	178.8	255.3	37.0	131.42	14.99	2031.8	265.2
February-13	9	36	1	0	0	10	0	7	10.38	1.06	178.5	255.3	34.8	84.06	7.05	2026.5	248.7

NOTE: Beginning February 2009, Videojet Ink & Solvent for Line 1 are submetered from the totals above and tracked on a separate spreadsheet.



Anheuser-Busch LLC - Fairfield Brewery

BAAQMD Plant #: A0606

Permit Condition #9061

S-134 & S-137 Total Filtering Aid Loading Throughputs

Permit Limit: 222 tons during 12 month consecutive period

Month	Summary (tons)		Consecutive Summary	
	Filter Aid 2012	Filter Aid 2013	12 MONTH TOTAL 12	12 MONTH TOTAL 13
JAN		0.2		3.4
FEB		0.2		3.3
MAR				
APR				
MAY				
JUN				
JUL				
AUG				
SEP	0.3		35.5	
OCT	0.3		20.6	
NOV	0.2		12.6	
DEC	0.2		3.4	
Sum	3.41	0.43		

Note: In November 2011, the filtering aid ACP was replaced with Tannin. S-134 is not utilized with tannin.



Anheuser-Busch LLC - Fairfield Brewery

BAAQMD Plant #: A0606

Permit Condition #8195

S-135 Railcar Fumigation Venting

Permit Limit: 2,190 rail cars in a 12 month period

Month	Number of railcars unloaded		12 Month Total Railcars Unloaded	
	2012	2013	2012	2013
JAN		0		58
FEB		0		58
MAR				
APR				
MAY				
JUN				
JUL				
AUG				
SEP	5		53	
OCT	13		60	
NOV	9		62	
DEC	0		58	
Sum	58	0	58	0

No fumigants are added to railcars at this facility.



Anheuser-Busch LLC - Fairfield Brewery

BAAQMD Plant #: A0606

Permit Condition #9061

S-134 & S-137 Total Filtering Aid Loading Throughputs

Permit Limit: 222 tons during 12 month consecutive period

Month	Summary (tons)		Consecutive Summary	
	Filter Aid 2012	Filter Aid 2013	12 MONTH TOTAL 12	12 MONTH TOTAL 13
JAN		0.2		3.4
FEB		0.2		3.3
MAR				
APR				
MAY				
JUN				
JUL				
AUG				
SEP	0.3		35.5	
OCT	0.3		20.6	
NOV	0.2		12.6	
DEC	0.2		3.4	
Sum	3.41	0.43		

Note: In November 2011, the filtering aid ACP was replaced with Tannin. S-134 is not utilized with tannin.



Anheuser-Busch LLC - Fairfield Brewery

BAAQMD Plant #: A0606

Permit Condition #15891

S-139 Alcohol Loading Throughputs

Limit: 400,000 gallons consecutive 12 month period or 15,385 gallons in a 24 hour period

12 Month Consecutive Summary

Summary (Gal)

Month	2012	2013
JAN	0	0
FEB	0	0
MAR	0	0
APR	0	0
MAY	0	0
JUN	0	0
JUL	0	0
AUG	0	0
SEP	0	0
OCT	0	0
NOV	0	0
DEC	0	0
Sum	0	0

	12 MONTH TOTAL 12	12 MONTH TOTAL 13
JAN	0	0
FEB	0	0
MAR	0	0
APR	0	0
MAY	0	0
JUN	0	0
JUL	0	0
AUG	0	0
SEP	0	0
OCT	0	0
NOV	0	0
DEC	0	0
Sum	0	0

Maximum 24-hour L

Month	2012	2013
JAN	0	0
FEB	0	0
MAR	0	0
APR	0	0
MAY	0	0
JUN	0	0
JUL	0	0
AUG	0	0
SEP	0	0
OCT	0	0
NOV	0	0
DEC	0	0



Anheuser-Busch LLC - Fairfield Brewery

BAAQMD Plant #: A0606

Permit Condition #17177

S-141, 142 Fumigation of Milling Operations

Limit: 240 lbs. of phosphine gas in any consecutive 12-month period

**Fumigant Usage
(lbs.)**

Quarter	2012	2013	12 MONTH TOTAL 12
1st	0.00	0 - As of 03/28/13	0.00
2nd	0.00		0.00
3rd	0.00		0.00
4th	0.00		0.00
Sum	0.00	0.00	

1st Quarter is through March.

2nd Quarter is through June.

3rd Quarter is through September.

4th Quarter is through December.



Anheuser-Busch, Inc - Fairfield Brewery

BAAQMD Plant #: A0606

Permit Condition # 18614

S-143, S-144, S-145 Emergency Generators

Limit: For emergency use or 100 hours per consecutive 12-months for reliability testing

Reliability Testing 2012 (Hrs)

Month	S-143	S-144	S-145
JAN			
FEB			
MAR			
APR			
MAY			
JUN			
JUL			
AUG			
SEP	0	0	0
OCT	0	0	0
NOV	0	0	0
DEC	0	0	0
TOTAL	0.0	0.0	0.0

12 Month Consecutive Summary

S-143	S-144	S-145
0.0	0.0	0.0

Emergency Conditions 2012(Hrs)

Month	S-143	S-144	S-145
JAN			
FEB			
MAR			
APR			
MAY			
JUN			
JUL			
AUG			
SEP	0	0	0
OCT	0	0	0
NOV	0	0	0
DEC	0	0	0
TOTAL	0.0	0.0	0.0

12 Month Consecutive Summary

S-143	S-144	S-145
0.0	0.0	0.0



Anheuser-Busch, Inc - Fairfield Brewery

BAAQMD Plant #: A0606

Permit Condition # 18614

S-143, S-144, S-145 Emergency Generators

Limit: For emergency use or 100 hours per consecutive 12-months for reliability testing

Reliability Testing 2013 (Hrs)

Month	S-143	S-144	S-145
JAN	0	0	0
FEB	0	0	0
MAR			
APR			
MAY			
JUN			
JUL			
AUG			
SEP			
OCT			
NOV			
DEC			

12 Month Consecutive Summary

S-143	S-144	S-145
0	0	0
0	0	0

TOTAL 0.0 0.0 0.0

0.0 **0.0** **0.0**

Emergency Conditions 2013(Hrs)

Month	S-143	S-144	S-145
JAN	0	0	0
FEB	0	0	0
MAR			
APR			
MAY			
JUN			
JUL			
AUG			
SEP			
OCT			
NOV			
DEC			

12 Month Consecutive Summary

S-143	S-144	S-145
0	0	0
0	0	0

TOTAL 0.0 0.0 0.0

0.0 **0.0** **0.0**



Anheuser-Busch LLC- Fairfield Brewery

BAAQMD Plant #: A0606

Permit Condition #20632 (1 & 2)

S-149, S-150, & S-151 Lauter Tub and Brew Kettle Throughput

Limit: 4,441,320 bbls of wort per consecutive 12 month period

**Production Summary
(BBLs)**

12 Month Consecutive Summary

**12 Month Consecutive
Summary**

Month	2012	2013	12 MONTH TOTAL 12	12 MONTH TOTAL 12
JAN	160,923	173,799	2,201,817	2,209,970
FEB	164,775	174,279	2,188,815	4,242,769
MAR	187,257		2,157,520	
APR	173,875		2,131,163	
MAY	211,513		2,142,284	
JUN	206,934		2,151,066	
JUL	205,135		2,154,862	
AUG	220,289		2,160,006	
SEP	185,861		2,170,624	
OCT	163,526		2,153,433	
NOV	176,788		2,188,141	
DEC	140,218		2,197,094	
Sum	2,197,094	348,078		

****New brewhouse went online on 1/07/2005**



Anheuser-Busch L. Anheuser-Busch LLC - Fairfield Brewery

BAAQMD Plant #: A06C BAAQMD Plant #: A0606

Permit Condition #20632(3) & 21639(2)

S-149, S-150, S-151, & S-158 Total Beer Throughput

Limit: 6,351,088 bbls of beer per consecutive 12 month period

Production Summary (BBLs)

Month	2012	2013	12 MONTH TOTAL 12	12 Month Consecutive Summary
JAN	232,608	262,509	3,276,337	3,158,082
FEB	245,686	213,144	3,488,657	3,388,049
MAR	274,434		3,429,848	
APR	248,164		3,364,694	
MAY	349,283		3,403,996	
JUN	331,490		3,400,640	
JUL	312,317		3,406,344	
AUG	343,187		3,406,381	
SEP	271,091		3,353,273	
OCT	265,197		3,338,542	
NOV	266,018		3,366,859	
DEC	251,215		3,390,690	
Sum	3,390,690	475,653		

****New brewhouse went online on 1/07/2005**



Anheuser-Busch LLC- Fairfield Brewery

BAAQMD Plant #: A0606 Permit Condition # 21595 (1) & 21639 (1)

S-154, 155 & 158 Weekly Filler Rate

S-158 = 1,800 bottle/min, S-154 = 1,560 cans/min,
S-155 = 1,565 cans/min, S-168 = 2.124MMBls/12 months

Units/Minute

Week	Line 01 (1800 bottles) Source 158	(New) Line 40 (2.124 MMBls/12 months) Source 168 (BBL/WEEK)	Line 50 (1565 cans) Source 155 (CAN/MIN)
9/3/2012	0	31,829	1,457
9/10/2012	0	27,431	1,359
9/17/2012	0	41,490	1,386
9/24/2012	0	55,012	1,332
10/1/2012	0	26,168	1,355
10/8/2012	0	21,811	1,466
10/15/2012	0	29,688	1,205
10/22/2012	0	35,090	1,294
10/29/2012	0	29,762	1,328
11/5/2012	0	31,252	1,328
11/12/2012	0	33,760	1,329
11/19/2012	0	22,181	1,153
11/26/2012	0	40,057	1,065
12/3/2012	0	25,687	1,325
12/10/2012	0	39,599	1,320
12/17/2012	0	26,960	1,259
12/24/2012	0	14,381	1,165
12/31/2012	0	15,481	1,244
1/7/2013	0	32,996	1,352
1/14/2013	0	21,739	1,358
1/21/2013	0	19,743	1,358
1/28/2013	0	22,342	1,325
2/4/2013	0	23,267	1,213
2/11/2013	0	24,051	1,301
2/18/2013	0	28,636	1,331
2/25/2013	0	26,006	1,369

Note: Line 40 (S- 154) was replaced during the summer of 2008.

The beer packaged during the engineering run was not saleable beer.



Anheuser-Busch LLC- Fairfield Brewery

BAAQMD Plant #: A0606

Permit Condition # 21369 (2) S - 158 = 6,351,088 barrels/12 months

Permit Condition # 23956 (1) S - 168 = 2,124,000 barrels/12 months

Month	Source 158 Line 01 Monthly Barrels	Source 158 Line 01 (6,351,088 barrels/12 month)	Source 168 Line 40 Monthly Barrels	Source 168 Line 40 (2,124,000 barrels/12 months)
September-12	0	0	142,183.60	1,569,854.04
October-12	0	0	133,054.58	1,453,686.97
November-12	0	0	119,502.32	1,462,738.17
December-12	0	0	119,118.21	1,475,889.53
January-13	0	0	111,359.38	1,465,391.12
February-13	0	0	90,184.00	1,454,017.08



Anheuser-Busch LLC - Fairfield Brewery
BAAQMD Plant #: A0606
Permit Condition # 21610
S-156 Emergency Standby Diesel Engine

Limit: For emergency use or 100 hours/calendar year for reliability testing

Month	Reliability Testing (Hrs)		(Standby Eng)	Emergency Testing (Hrs)	
	2012	2013		2012	2013
JAN		0.7		0	
FEB		0.7		0	
MAR					
APR					
MAY					
JUN					
JUL					
AUG					
SEP	0.2		0		
OCT	0.8		0		
NOV	0.3		0		
DEC	1.0		0		
TOTAL	7.3	1.4	0	0	



Anheuser-Busch LLC - Fairfield Brewery

BAAQMD Plant #: A0606

Permit Condition # 22850

S-165 Stationary Diesel Engine

Limit: For emergency use or 50 hours/calendar year for reliability testing

Reliability Testin Reliability Testing (Hrs)			Emergency Coi Emergency Conditions (Hrs)			Emission Testing Emission Testing (Hrs)		
Month	2012	2013	(Generators)	2012	2013	Month	2012	2013
JAN		0.60	JAN		0	JAN		0
FEB		0.00	FEB		0	FEB		0
MAR			MAR			MAR		
APR			APR			APR		
MAY			MAY			MAY		
JUN			JUN			JUN		
JUL			JUL			JUL		
AUG			AUG			AUG		
SEP	0.00		SEP	0		SEP	0	
OCT	0.50		OCT	0		OCT	0	
NOV	0.00		NOV	0		NOV	0	
DEC	0.00		DEC	0		DEC	0	
TOTAL	3.5	0.6	TOTAL	0	0	TOTAL	0	0



Anheuser-Busch LLC - Fairfield Brewery

BAAQMD Plant #: A0606

Permit Condition # 24244

S-169, S-170

12 Month Limit: Ink 6 gallons; Solvent thinner 19 gallons

POC Emission Limit: 303.4 pounds per consecutive 12 months from each source

Note: Usage of 16-8200 and 16-8205 attributed to S-75, -76, -77, -78, -79, -120, -128, -131, -132, -133, -138, -146, -147, -161, -162 is tracked on a separate logsheet.

Month & Year	Total Line 1 Video-Jet Ink 16-8200 (Qt)	Total Line 1 Video-Jet Solvent 16-8205 (Qt)	Total Line 1 Rolling Rock/RRLL Produced (BBL/S)	Total Line 1 Production (BBL/S)	Ink Usage Attributed to S-169 & S-170 (Qt)	Solvent Usage Attributed to S-169 & S-170 (Qt)	Monthly Ink Usage (Gal)	Monthly Solvent Usage (Gal)	12 Month Ink Usage (Gal)	12 Month Solvent Usage (Gal)	Monthly POC Emission (Lb.)	12-Month POC Emission (Lb.)
SAP #	1012066	1206384										
CTS #	03528-000	00152-000										
Density lb/gal	7.52	6.68										
Density lb/unit	1.88	1.67										
% POC	71	100										
lbs POC/unit	1.33	1.67										
% NPOC	0	0										
lbs NPOC/unit	0.00	0.00										
September-12	0	0	0	0	0	0	0	0	0	0	0.00	0
October-12	0	0	0	0	0	0	0	0	0	0	0.00	0
November-12	0	0	0	0	0	0	0	0	0	0	0.00	0
December-12	0	0	0	0	0	0	0	0	0	0	0.00	0
January-13	0	0	0	0	0	0	0	0	0	0	0.00	0
February-13	0	0	0	0	0	0	0	0	0	0	0.00	0

Line 1 was idled on April 28, 2010.



Anheuser-Busch LLC - Fairfield Brewery

BAAQMD Plant #: A0606

Permit Condition # 23750

S-166 and S-167 BERS Biogas Production

Limit: 12 month rolling average not to exceed 864,000 cf/day

	Biogas Production (cubic feet)	Biogas Production 12-Month Rolling Average Not to Exceed 864,000 Ft ³ /day
September-12	4593688	165,949.46
October-12	4782347	162,760.61
November-12	5215507	164,299.74
December-12	3529302	164,233.43
January-13	4681394	166,061.86
February-13	4152648	164,660.62



Anheuser-Busch LLC- Fairfield Brewery

BAAQMD Plant #: A0606


Permit Condition # 23750

S-166 and S-167 BERS Boiler Flare Ratio

Limit: 52 week rolling average not to 10%

Year	Week #	Biogas Production (cubic feet)	Biogas Flared (cubic feet)	Ratio of Biogas Flared to Produced (%)	Ratio of Biogas Flared to Produced 52-Week Rolling Average Not to exceed 10%
	36	1208300.6	759	0.06	0.66
	37	1123745.6	0	0.00	0.66
	38	1011070.3	18307	1.81	0.68
	39	1146896.5	0	0.00	0.68
	40	1097596.2	923	0.08	0.68
	41	985652.1	5823	0.59	0.69
	42	987166.8	381	0.04	0.69
	43	1090483.5	0	0.00	0.69
	44	1265297.4	0	0.00	0.69
	45	1082416.1	0	0.00	0.69
	46	1238163.5	22454	1.81	0.67
	47	1229983.9	72644	5.91	0.63
	48	1263539.4	0	0.00	0.63
	49	390391.8	42263	10.83	0.84
	50	1074069.4	0	0.00	0.84
	51	1188807.3	0.0	0.00	0.84
	52	586261.9	25669.0	4.38	0.80
2013	1	737904.2	11791.0	1.60	0.83
	2	1061032.9	0	0.00	0.83
	3	1092242.7	0	0.00	0.83
	4	1108908.7	6728	0.61	0.82
	5	1146099.8	0	0.00	0.77
	6	179683.5	0	0.00	0.76
	7	107423.3	0	0.00	0.76
	8	977846.4	5002.0	0.51	0.77
	9	1039643.6	13840.0	1.33	0.80

From UPA report



Anheuser-Busch LLC- Fairfield Brewery

BAAQMD Plant #: A0606


Permit Condition # 23750

S-166 and S-167 BERS Biogas H2S

Limit: 52 week rolling average not to 200 ppmv

Year	Week #	Biogas H2S (ppmv)	52-Week Rolling Average Not to exceed 200 ppmv
	36	158.57	169.11
	37	186.43	169.97
	38	127.14	168.46
	39	190.71	168.45
	40	202.14	168.60
	41	107.86	166.83
	42	132.86	165.52
	43	162.14	164.66
	44	177.86	164.23
	45	129.29	162.82
	46	128.57	161.41
	47	142.86	160.95
	48	190.00	160.73
	49	185.71	160.78
	50	50.00	157.93
	51	150.00	157.25
	52	39.29	154.88
2013	1	135.71	154.48
	2	142.86	153.65
	3	157.14	153.12
	4	202.86	154.11
	5	203.57	154.44
	6	201.43	154.88
	7	203.57	155.22
	8	202.86	155.58
	9	200.71	156.17

From Andy Messer's Op Data Report



Anheuser-Busch LLC - Fairfield Brewery

BAAQMD Plant #: A0606

Permit Condition # 23750

S-166 and S-167 BERS Offgas H2S

Limit: 52 week rolling average not to 10 ppmv

Year	Week #	Offgas H2S (ppmv)	52-Week Rolling Average Not to exceed 10 ppmv
	36	0.57	0.18
	37	0.57	0.20
	38	0	0.20
	39	0.29	0.20
	40	2.00	0.24
	41	3.14	0.30
	42	0.29	0.30
	43	1.57	0.34
	44	1.29	0.36
	45	1	0.38
	46	1.14	0.40
	47	1.14	0.42
	48	1.71	0.46
	49	0.14	0.46
	50	1.57	0.49
	51	2.00	0.53
	52	0.29	0.53
2013	1	2.43	0.58
	2	1.57	0.61
	3	4.00	0.69
	4	2.29	0.73
	5	0.57	0.74
	6	0.00	0.74
	7	1.57	0.77
	8	2.00	0.81
	9	0.29	0.82



Anheuser-Busch LLC - Fairfield Brewery

BAAQMD Plant #: A0606

Permit Condition # 23750

S-166 and S-167 BERS WW Throughput

Limit: 12 month rolling average not to exceed 778 MM Gallons

Month	Wastewater Throughput (MM Gallons)	Wastewater Throughput 12-Month Rolling Average	Wastewater Total for 12 month period
			Not to Exceed 778 MM Gallons
September-12	17.06	17.45	209.41
October-12	16.22	17.40	208.77
November-12	15.11	17.35	208.17
December-12	15.56	17.40	208.77
January-13	15.59	17.27	207.22
February-13	13.45	17.03	204.36

From Monthly Master WW data sheet



Anheuser-Busch LLC - Fairfield Brewery

BAAQMD Plant #: A0606

Permit Condition # 23750

S-166 and S-167 Daily Biogas Production Log

	BIOGAS PRODUCTION
DATE	(cubic feet)
3/1/2012	136638
3/2/2012	142715
3/3/2012	147947
3/4/2012	138804
3/5/2012	178205
3/6/2012	180576
3/7/2012	154710
3/8/2012	110304
3/9/2012	131269
3/10/2012	139063
3/11/2012	143478
3/12/2012	187329
3/13/2012	196764
3/14/2012	144965
3/15/2012	168615
3/16/2012	189178
3/17/2012	160456
3/18/2012	136720
3/19/2012	142244
3/20/2012	146938
3/21/2012	188431
3/22/2012	197081
3/23/2012	205933
3/24/2012	142845
3/25/2012	147503
3/26/2012	163899
3/27/2012	202412
3/28/2012	198678
3/29/2012	215435
3/30/2012	179374
3/31/2012	143197
4/1/2012	91723
4/2/2012	108037
4/3/2012	174023
4/4/2012	188145
4/5/2012	176273
4/6/2012	124036

4/7/2012	121762
4/8/2012	136218
4/9/2012	139955
4/10/2012	161126
4/11/2012	172852
4/12/2012	175622
4/13/2012	180681
4/14/2012	150856
4/15/2012	99225
4/16/2012	132121
4/17/2012	176924
4/18/2012	178729
4/19/2012	175118
4/20/2012	177212
4/21/2012	164529
4/22/2012	159983
4/23/2012	159833
4/24/2012	172386
4/25/2012	170553
4/26/2012	159901
4/27/2012	141776
4/28/2012	91253
4/29/2012	94042
4/30/2012	118065
5/1/2012	161187
5/2/2012	167806
5/3/2012	147411
5/4/2012	186481
5/5/2012	198930
5/6/2012	231293
5/7/2012	236703
5/8/2012	243061
5/9/2012	199136
5/10/2012	243739
5/11/2012	205902
5/12/2012	174058
5/13/2012	236036
5/14/2012	236847
5/15/2012	209344
5/16/2012	209332
5/17/2012	184474
5/18/2012	152488
5/19/2012	164652
5/20/2012	174955
5/21/2012	205036
5/22/2012	253033
5/23/2012	245803
5/24/2012	206331
5/25/2012	197455
5/26/2012	202298
5/27/2012	156744
5/28/2012	146717
5/29/2012	183549
5/30/2012	222280

Source of Data: UPA Data imported to 010310 to 020610 Biogas and Offgas.xls

5/31/2012	211017
6/1/2012	235221
6/2/2012	186355
6/3/2012	203444
6/4/2012	179293
6/5/2012	167841
6/6/2012	234341
6/7/2012	217120
6/8/2012	174219
6/9/2012	161460
6/10/2012	146681
6/11/2012	216969
6/12/2012	191872
6/13/2012	183543
6/14/2012	192778
6/15/2012	157,915
6/16/2012	158,037
6/17/2012	159,663
6/18/2012	211,430
6/19/2012	214,635
6/20/2012	237,043
6/21/2012	193,348
6/22/2012	141,819
6/23/2012	174,721
6/24/2012	156,781
6/25/2012	184,283
6/26/2012	193,624
6/27/2012	183,119
6/28/2012	210,059
6/29/2012	212,126
6/30/2012	190,554
7/1/2012	137,179
7/2/2012	215,719
7/3/2012	217,966
7/4/2012	166,421
7/5/2012	224,658
7/6/2012	199,933
7/7/2012	155,422
7/8/2012	130,414
7/9/2012	204,405
7/10/2012	209,294
7/11/2012	232,360
7/12/2012	221,436
7/13/2012	204,590
7/14/2012	220,097
7/15/2012	177,354
7/16/2012	223,422
7/17/2012	168,576
7/18/2012	206,579
7/19/2012	200,951
7/20/2012	154,495
7/21/2012	157,174
7/22/2012	123,638
7/23/2012	182,595

7/24/2012	165,964
7/25/2012	156,546
7/26/2012	174,960
7/27/2012	173,466
7/28/2012	128,632
7/29/2012	143,651
7/30/2012	144,119
7/31/2012	194,560
8/1/2012	266,814
8/2/2012	238,897
8/3/2012	207,232
8/4/2012	188,417
8/5/2012	182,861
8/6/2012	155,880
8/7/2012	158,043
8/8/2012	194,797
8/9/2012	166,871
8/10/2012	167,646
8/11/2012	193,348
8/12/2012	186,452
8/13/2012	189,191
8/14/2012	183,515
8/15/2012	191,879
8/16/2012	194,135
8/17/2012	193,440
8/18/2012	191,787
8/19/2012	205,675
8/20/2012	185,086
8/21/2012	162,101
8/22/2012	183,221
8/23/2012	181,088
8/24/2012	198,121
8/25/2012	166,920
8/26/2012	137,283
8/27/2012	154,408
8/28/2012	173,600
8/29/2012	206,855
8/30/2012	208,909
8/31/2012	237,823
9/1/2012	223,512
9/2/2012	187,767
9/3/2012	180,411
9/4/2012	201,308
9/5/2012	177,050
9/6/2012	178,925
9/7/2012	159,152
9/8/2012	123,688
9/9/2012	112,655
9/10/2012	142,370
9/11/2012	177,418
9/12/2012	162,672
9/13/2012	177,899
9/14/2012	179,648
9/15/2012	171,084

Source of Data: UPA Data imported to 010310 to 020610 Biogas and Offgas.xls

9/16/2012	117,527
9/17/2012	113,219
9/18/2012	137,914
9/19/2012	191,386
9/20/2012	180,873
9/21/2012	132,037
9/22/2012	138,115
9/23/2012	144,189
9/24/2012	165,875
9/25/2012	179,703
9/26/2012	179,437
9/27/2012	162,235
9/28/2012	159,912
9/29/2012	155,546
9/30/2012	103,675
10/1/2012	103,948
10/2/2012	183,928
10/3/2012	191,095
10/4/2012	186,808
10/5/2012	185,856
10/6/2012	142,286
10/7/2012	113,307
10/8/2012	97,520
10/9/2012	138,595
10/10/2012	178,024
10/11/2012	186,487
10/12/2012	156,785
10/13/2012	114,935
10/14/2012	117,222
10/15/2012	119,312
10/16/2012	129,785
10/17/2012	161,598
10/18/2012	157,444
10/19/2012	169,158
10/20/2012	132,648
10/21/2012	132,341
10/22/2012	161,593
10/23/2012	130,484
10/24/2012	141,649
10/25/2012	157,356
10/26/2012	180,553
10/27/2012	186,509
10/28/2012	174,709
10/29/2012	186,430
10/30/2012	186,209
10/31/2012	177,775
11/1/2012	212,231
11/2/2012	183,521
11/3/2012	144,423
11/4/2012	134,271
11/5/2012	135,659
11/6/2012	176,256
11/7/2012	186,935
11/8/2012	184,697

Source of Data: UPA Data imported to 010310 to 020610 Biogas and Offgas.xls

11/9/2012	135,730
11/10/2012	128,868
11/11/2012	130,192
11/12/2012	145,308
11/13/2012	182,671
11/14/2012	198,449
11/15/2012	201,128
11/16/2012	184,172
11/17/2012	196,243
11/18/2012	184,937
11/19/2012	184,570
11/20/2012	228,760
11/21/2012	192,477
11/22/2012	140,274
11/23/2012	130,784
11/24/2012	168,182
11/25/2012	187,101
11/26/2012	186,961
11/27/2012	191,741
11/28/2012	193,702
11/29/2012	173,843
11/30/2012	191,423
12/1/2012	138,769
12/2/2012	162,992
12/3/2012	144,000
12/4/2012	7,500
12/5/2012	0
12/6/2012	0
12/7/2012	0
12/8/2012	75,900
12/9/2012	152,085
12/10/2012	183,874
12/11/2012	191,213
12/12/2012	111,300
12/13/2012	105,955
12/14/2012	142,976
12/15/2012	186,666
12/16/2012	174,778
12/17/2012	180,386
12/18/2012	131,189
12/19/2012	133,082
12/20/2012	181,284
12/21/2012	194,048
12/22/2012	194,041
12/23/2012	149,575
12/24/2012	9,698
12/25/2012	275
12/26/2012	53,327
12/27/2012	154,188
12/28/2012	137,234
12/29/2012	81,965
12/30/2012	111,182
12/31/2012	39,821
1/1/2013	5,782

Source of Data: UPA Data imported to 010310 to 020610 Biogas and Offgas.xls

1/2/2013	87,012
1/3/2013	146,606
1/4/2013	177,210
1/5/2013	170,292
1/6/2013	177,569
1/7/2013	79,822
1/8/2013	136,067
1/9/2013	180,419
1/10/2013	156,575
1/11/2013	148,365
1/12/2013	182,215
1/13/2013	125,129
1/14/2013	132,419
1/15/2013	168,165
1/16/2013	153,215
1/17/2013	146,965
1/18/2013	180,815
1/19/2013	185,534
1/20/2013	132,698
1/21/2013	101,460
1/22/2013	145,919
1/23/2013	184,170
1/24/2013	187,109
1/25/2013	186,712
1/26/2013	170,841
1/27/2013	123,180
1/28/2013	149,525
1/29/2013	185,416
1/30/2013	186,875
1/31/2013	187,311
2/1/2013	185,472
2/2/2013	128,320
2/3/2013	100,843
2/4/2013	126,195
2/5/2013	125,641
2/6/2013	144,957
2/7/2013	184,316
2/8/2013	200,734
2/9/2013	179,684
2/10/2013	143,489
2/11/2013	136,992
2/12/2013	145,523
2/13/2013	147,668
2/14/2013	192,067
2/15/2013	165,063
2/16/2013	107,423
2/17/2013	110,545
2/18/2013	127,179
2/19/2013	125,262
2/20/2013	139,431
2/21/2013	128,913
2/22/2013	157,954
2/23/2013	188,562
2/24/2013	132,093

2/25/2013	130,568
2/26/2013	135,893
2/27/2013	161,836
2/28/2013	200,024



Anheuser-Busch LLC - Fairfield Brewery

BAAQMD Plant #: A0606

Permit Chart IIB

Condition #17176


PRESSURE DROP (INCHES OF WATER)

Month	A-12 (0.5-6 in)	A-36 (0.5-6 in)	A-51 ^b (1-6 in.)	A-54 (1-6 in.)	A-126 (0.5-6 in)	A-125 ^a (0.25-3 in)	A-130 (0.5-4 in)
Sep-12	5.29	1.10	1.95	4.19	NA	NA	1.45
Oct-12	5.58	1.01	2.00	4.99	NA	NA	1.17
Nov-12	3.30	0.98	2.59	4.59	NA	NA	0.90
Dec-12	3.60	0.98	5.58	3.79	NA	NA	0.65
Jan-13	3.97	0.85	1.79	2.63	NA	NA	0.55
Feb-13	4.08	0.91	5.59	2.09	NA	NA	0.68

* N/A = Not in operation during this month (no bagged DE/Perlite used or equipment was not utilized during the month)

*a = Devices run only as a back-up system

*b = Device only runs when grains are being unloaded



Anheuser-Busch LLC- Fairfield Brewery

BAAQMD Plant #: A0606

Permit Condition # 8A

S-167 Flare

Condition 8 of the Permit to Operate states: Owner/operator shall maintain the minimum temperature of S-167 flare at not less than 1400 degrees F.

Condition 8A of the Permit to Operate states:

This condition shall only apply when the biogas supply valves to all boilers are closed and biogas flaring exceeding 300 cfm occurs longer than 15 minutes continuously.

For the period of September 1, 2011 to February 29, 2012 no conditions of 8 or 8A have occurred.