



**Anheuser-Busch LLC - Fairfield Brewery**

BAAQMD Plant #: A0606

Permit Condition #13032

S-1, S-2, S-3 Cumulative Boiler Fuel Usage (MMBTUs)

Month	2012	Fuel Usage	12 Month Consecutive
March		26437	329636
April		23435	322835
May		28982	321773
June		27896	319448
July		28867	318818
August		31732	320553



**Anheuser-Busch LLC - Fairfield Brewery**

**BAAQMD Plant #: A0606**

**Permit Condition #13032**

**S-1 Boiler Fuel Usage (MMBTUs)**

**Limit: 1,042,440 MMBTU for any consecutive 12-month period**

Month	2012	Fuel Usage	12 Month Consecutive
March		0	2355
April		0	2121
May		0	1462
June		0	1251
July		0	813
August		2683	3496



***Anheuser-Busch LLC - Fairfield Brewery***

**BAAQMD Plant #: A0606**

**Permit Condition #13032**

**S-2 Boiler Fuel Usage (MMBTUs)**

**Limit: 1,042,440 MMBTU for any consecutive 12-month period**

**2012**

<b>Month</b>	<b>Fuel Usage</b>	<b>12 Month Consecutive</b>
March	26029	120570
April	6434	113764
May	15853	129617
June	18222	129531
July	5388	127095
August	11671	138004



# *Anheuser-Busch LLC - Fairfield Brewery*

BAAQMD Plant #: A0606

Permit Condition #13032

S-3 Boiler Fuel Usage (MMBTUs)

Limit: 1,042,440 MMBTU for any consecutive 12-month period

2012

Month	Fuel Usage	12 Month Consecutive
March	408	206711
April	17001	206950
May	13129	190694
June	9674	188666
July	23479	190910
August	17378	179053



**Anheuser-Busch LLC - Fairfield Brewery**

BAAOMD Plant #: A0606  
 Permit Condition # 16202

S-75, -76, -77, -78, -120, -128, -131, -132, -133, -138, -146, -147, -161, -162  
 12 Month Limit: Ink 1339 gallons; Solvent thinner 569 gallons; Acetone 80 gallons

POC Emission Limit: 17370 pounds per consecutive 12 months from all sources; NPOC Emission Limit: 603 pounds per consecutive 12 months from all sources  
 NOTE: Ink usage and related POC emissions for S-169 and S-170 have separate limits and are tracked on a separate logsheet. Beginning in Jan. 2009, usage of 16-8200 and 16-8205 attributed to S-169 and S-170 have been deducted from the totals below.

Month & Year	Video-Jet Ink (99)	Video-Jet Solvent (90)	Diagraph TYP-101 Black Ink (5 Gal Pad)	Diagraph TYP-101 Conditioner (5 Gal Pad)	Line Ink 3103 (1/2 Lit)	Line Solvent 3301 (1/2 Lit)	Scan Type II Ink Jet Ink (1lit)	Monthly Ink Usage (Gal)	Monthly Solvent Usage (Gal)	Monthly Acetone Usage (Gal)	12 Month Ink Usage (Gal)	12 Month Solvent Usage (Gal)	12 Month Acetone Usage (Gal)	Monthly POC Emission (lb)	Monthly NPOC Emission (lb)	12 Month POC Emission (lb)	12 Month NPOC Emission (lb)
March-12	18	43	2	0	0	20	0	18	14.01	2.11	139.2	368.6	30.6	122.02	14.11	2028.9	220.0
April-12	0	45	2	0	0	10	4	11	12.63	1.06	139.7	248.8	29.5	104.31	8.82	1921.3	205.9
May-12	36	99	2	0	0	30	0	19	28.89	3.17	147.7	252.4	29.6	228.99	21.16	1961.7	210.3
June-12	9	63	3	0	0	20	3	18	18.51	2.11	151.2	241.1	29.6	156.55	15.43	1890.1	211.6
July-12	18	72	1	0	0	4	4	11	18.55	0.42	161.8	250.7	30.0	162.18	4.59	2052.2	216.2
August-12	9	72	2	0	0	2	2	13	28.28	0.21	150.5	285.4	26.0	190.02	2.29	2007.0	189.4

NOTE: Beginning February 2009, Videojet Ink & Solvent for Line 1 are subtracked from the totals above and tracked on a separate spreadsheet.



**Anheuser-Busch LLC - Fairfield Brewery**

BAAQMD Plant #: A0606

Permit Condition #9061

S-134 Total Filtering Aid Loading Throughputs

Permit Limit: 222 tons during 12 month consecutive period

(tons)		Consecutive	
Month	Filter Aid 2012	12 MONTH TOTAL 12	
JAN	0.0	79.3	
FEB	0.0	70.8	
MAR	0.0	60.1	
APR	0.0	49.9	
MAY	0.0	41.8	
JUN	0.0	32.7	
JUL	0.0	24.8	
AUG	0.0	15.8	
SEP			
OCT			
NOV*			
DEC			
Sum	0.00		

Note: In November 2011, the filtering aid ACP was replaced with Tannin.



**Anheuser-Busch LLC - Fairfield Brewery**

BAAQMD Plant #: A0606


Permit Condition #8195

S-135 Railcar Fumigation Venting

Permit Limit: 2,190 rail cars in a 12 month period

Month	Number of railcars unloaded	12 Month Total Railcars Unloaded	
		2011	2012
JAN	0		46
FEB	0		46
MAR	0		46
APR	0		46
MAY	3		49
JUN	7		52
JUL	9		53
AUG	12		58
SEP			
OCT			
NOV			
DEC			
<b>Sum</b>	<b>31</b>		

No fumigants are added to railcars at this facility.



**Anheuser-Busch LLC - Fairfield Brewery**

BAAQMD Plant #: A0606

Permit Condition #9061

S-137 Total Filtering Aid Loading Throughputs

Permit Limit: 222 tons during 12 month consecutive period

		12 Month
Summary (tons)		Consecutive Summary
<i>Month</i>	<b>Filter Aid 2012</b>	<b>12 MONTH TOTAL 12</b>
JAN	0.2	80.1
FEB	0.3	71.8
MAR	0.3	140.4
APR	0.3	119.2
MAY	0.4	100.5
JUN	0.3	81.2
JUL	0.3	63.1
AUG	0.4	43.3
SEP		
OCT		
NOV*		
DEC		
<b>Sum</b>	<b>2.39</b>	

Note: In November 2011, the filtering aid ACP was replaced with Tannin.





**Anheuser-Busch LLC - Fairfield Brewery**

BAAQMD Plant #: A0606

Permit Condition #15891

S-139 Alcohol Loading Throughputs

Limit: 400,000 gallons consecutive 12 month period or 15,395 gallons in a 24 hour period

**Summary (Gal)**

Month	2012
JAN	0
FEB	0
MAR	0
APR	0
MAY	0
JUN	0
JUL	0
AUG	0
SEP	0
OCT	0
NOV	0
DEC	0
Sum	0

**12 Month Consecutive Summary**

12 MONTH TOTAL 12	
JAN	0
FEB	0
MAR	0
APR	0
MAY	0
JUN	0
JUL	0
AUG	0
SEP	0
OCT	0
NOV	0
DEC	0
Sum	0

**Maximum 24-hour**

Month	2012
JAN	0
FEB	0
MAR	0
APR	0
MAY	0
JUN	0
JUL	0
AUG	0
SEP	0
OCT	0
NOV	0
DEC	0



*Anheuser-Busch LLC - Fairfield Brewery*

BAAQMD Plant #: A0606

Permit Condition #17177

S-141, 142 Fumigation of Milling Operations

Limit: 240 lbs. of phosphine gas in any consecutive 12-month period

**Fumigant Usage  
(lbs.)**

Quarter	2012	12 MONTH TOTAL 12
1st	0.00	0.00
2nd	0.00	0.00
3rd	0.00	0.00
4th		
Sum	0.00	

as of 9/26/2012

1st Quarter is through March.

2nd Quarter is through June.

3rd Quarter is through September.

4th Quarter is through December.



*Anheuser-Busch, Inc - Fairfield Brewery*

BAAQMD Plant #: A0606

Permit Condition # 18614

S-143, S-144, S-145 Emergency Generators

Limit: For emergency use or 100 hours per consecutive 12-months for reliability testing

**Reliability Testing 2012 (Hrs)**

Month	S-143	S-144	S-145
JAN	0	0	0
FEB	0	0	0
MAR	0	0	0
APR	0	0	0
MAY	0	0	0
JUN	0	0	0
JUL	0	0	0
AUG	0	0	0
SEP			
OCT			
NOV			
DEC			
<b>TOTAL</b>	<b>0.0</b>	<b>0.0</b>	<b>0.0</b>

**12 Month Consecutive Summary**


S-143	S-144	S-145
0	0	0
0	0	0
0	0	0
0	0	0
0	0	0
0	0	0
0	0	0
0	0	0
0	0	0
0	0	0
0	0	0
0	0	0
<b>0.0</b>	<b>0.0</b>	<b>0.0</b>

**Emergency Conditions 2012(Hrs)**

Month	S-143	S-144	S-145
JAN	0	0	0
FEB	0	0	0
MAR	0	0	0
APR	0	0	0
MAY	0	0	0
JUN	0	0	0
JUL	0	0	0
AUG	0	0	0
SEP			
OCT			
NOV			
DEC			
<b>TOTAL</b>	<b>0.0</b>	<b>0.0</b>	<b>0.0</b>

**12 Month Consecutive Summary**

S-143	S-144	S-145
0	0	0
0	0	0
0	0	0
0	0	0
0	0	0
0	0	0
0	0	0
0	0	0
0	0	0
0	0	0
0	0	0
0	0	0
<b>0.0</b>	<b>0.0</b>	<b>0.0</b>



**Anheuser-Busch LLC - Fairfield Brewery**

**BAAQMD Plant #: A0606**

**Permit Condition #20632 (1 & 2)**

**S-149, S-150, & S-151 Lauter Tub and Brew Kettle Throughput**

**Limit: 4,441,320 bbls of wort per consecutive 12 month period**

**Production Summary (BBLs)**

**12 Month Consecutive Summary**

Month	2012	12 MONTH TOTAL 12
JAN	160,923	2,201,817
FEB	164,775	2,188,815
MAR	187,257	2,157,520
APR	173,875	2,131,163
MAY	211,513	2,142,284
JUN	206,934	2,151,066
JUL	205,135	2,154,862
AUG	220,289	2,160,006
SEP		
OCT		
NOV		
DEC		
Sum	1,530,701	

**\*\*New brewhouse went online on 1/07/2005**



**Anheuser-Busch LLC - Fairfield Brewery**

**BAAQMD Plant #: A0606**

**Permit Condition #20632(3) & 21639(2)**

**S-149, S-150, S-151, & S-158 Total Beer Throughput**

**Limit: 6,351,088 bbls of beer per consecutive 12 month period**

**Production Summary (BBLs)**

**12 Month Consecutive Summary**

Month	2012	12 MONTH TOTAL 12
JAN	232,608	3,276,337
FEB	245,686	3,488,657
MAR	274,434	3,429,848
APR	248,164	3,364,694
MAY	349,283	3,403,996
JUN	331,490	3,400,640
JUL	312,317	3,406,344
AUG	343,187	3,406,381
SEP		
OCT		
NOV		
DEC		
Sum	2,337,169.	

**\*\*New brewhouse went online on 1/07/2005**



**Anheuser-Busch LLC- Fairfield Brewery**

BAAQMD Plant #: A0606 Permit Condition # 21595 (1) & 21639 (1)

S-154, 155 & 158 Weekly Filler Rate

S-158 = 1,800 bottle/min, S-154 = 1,560 cans/min,

S-155 = 1,565 cans/min, S-168 = 2.124MMBls/12 months

**Units/Minute**

Week	Line 01 (1800 bottles) Source 158	(New) Line 40 (2.124 MMBls/12 months) Source 168 (BBLS/WEEK)	Line 50 (1565 cans) Source 155 (CAN/MIN)
3/5/2012	0	36,909	1,264
3/12/2012	0	24,055	1,284
3/19/2012	0	24,482	1,372
3/26/2012	0	27,813	1,381
4/2/2012	0	23,330	1,258
4/9/2012	0	23,464	1,353
4/16/2012	0	36,787	1,311
4/23/2012	0	22,821	1,440
4/30/2012	0	35,216	1,422
5/7/2012	0	29,358	1,345
5/14/2012	0	39,506	1,329
5/21/2012	0	34,505	1,332
5/28/2012	0	41,457	1,349
6/4/2012	0	26,440	1,504
6/11/2012	0	35,390	1,309
6/18/2012	0	40,068	1,321
6/25/2012	0	36,234	1,284
7/2/2012	0	29,672	1,288
7/9/2012	0	34,444	1,306
7/16/2012	0	53,217	1,327
7/23/2012	0	36,833	1,099
7/30/2012	0	39,747	1,372
8/6/2012	0	32,477	1,307
8/13/2012	0	38,166	1,252
8/20/2012	0	35,177	1,244
8/27/2012	0	41,557	1,532

**Note: Line 40 (S- 154) was replaced during the summer of 2008.**

**The beer packaged during the engineering run was not saleable beer.**



**Anheuser-Busch LLC- Fairfield Brewery**

**BAAQMD Plant #: A0606**

**Permit Condition # 21369 (2) S - 158 = 6,351,088 barrels/12 months**

**Permit Condition # 23956 (1) S - 168 = 2,124,000 barrels/12 months**

<b>Month</b>	<b>Source 158 Line 01 Monthly Barrels</b>	<b>Source 158 Line 01 (6,351,088 barrels/12 month)</b>	<b>Source 168 Line 40 Monthly Barrels</b>	<b>Source 168 Line 40 (2,124,000 barrels/12 months)</b>
<b>March-12</b>	0	0	129,031.48	1,563,563.27
<b>April-12</b>	0	0	110,120.13	1,534,282.07
<b>May-12</b>	0	0	158,580.00	1,554,058.61
<b>June-12</b>	0	0	155,838.81	1,560,824.99
<b>July-12</b>	0	0	156,424.37	1,574,930.70
<b>August-12</b>	0	0	161,674.78	1,582,659.91



*Anheuser-Busch LLC - Fairfield Brewery*

**BAAQMD Plant #: A0606**

**Permit Condition # 21610**

**S-156 Emergency Standby Diesel Engine**

Limit: For emergency use or 100 hours/calendar year for reliability testing

Month	Reliability Testing (Hrs)		Emergency Testing (Hrs)	
	2012		2012	
JAN	0.8		0	
FEB	0.3		0	
MAR	0.5		0	
APR	0.7		0	
MAY	0.5		0	
JUN	0.2		0	
JUL	1.4		0	
AUG	0.6		0	
SEP				
OCT				
NOV				
DEC				
<b>TOTAL</b>	<b>5.0</b>		<b>0</b>	





**Anheuser-Busch LLC - Fairfield Brewery**

BAAQMD Plant #: A0606

Permit Condition # 22850

S-165 Stationary Diesel Engine

Limit: For emergency use or 50 hours/calendar year for reliability testing

Total Fuel Mgal @ 14.9 gal/hr

Reliability Testing (Hrs)		Emergency Conditions (Hrs)		Emission Testing (Hrs)		Total Fuel Mgal @ 14.9 gal/hr	
Month	2012	(Generators)	2012	Month	2012	Month	2012
JAN	0.30	JAN	0	JAN	0	JAN	0.0045
FEB	0.00	FEB	0	FEB	0	FEB	0.0000
MAR	0.00	MAR	0	MAR	0	MAR	0.0000
APR	2.20	APR	0	APR	0	APR	0.0328
MAY	0.00	MAY	0	MAY	0	MAY	0.0000
JUN	0.50	JUN	0	JUN	0	JUN	0.0075
JUL	0.00	JUL	0	JUL	0	JUL	0.0000
AUG	0.00	AUG	0	AUG	0	AUG	0.0000
SEP		SEP		SEP		SEP	
OCT		OCT		OCT		OCT	
NOV		NOV		NOV		NOV	
DEC		DEC		DEC		DEC	
<b>TOTAL</b>	<b>3.0</b>	<b>TOTAL</b>	<b>0</b>	<b>TOTAL</b>	<b>0</b>	<b>TOTAL</b>	<b>0.0447</b>



**Anheuser-Busch LLC - Fairfield Brewery**

BAAQMD Plant #: A0606  
 Permit Condition # 24244  
 S-169, S-170

12 Month Limit: Ink 6 gallons; Solvent thinner 19 gallons  
 POC Emission Limit: 303.4 pounds per consecutive 12 months from each source  
 Note: Usage of 16-8200 and 16-8205 attributed to S-75, -76, -77, -78, -120, -128, -131, -132, -133, -138, -146, -147, -161, -162 is tracked on a separate logsheet.

Month & Year	Total Line 1 Video-Jet Ink 16-8200 (Qt)	Total Line 1 Video-Jet Solvent 16-8205 (Qt)	Total Line 1 Rolling Rock/RRL Produced (BBL/S)	Total Line 1 Production (BBL/S)	Ink Usage Attributed to S-169 & S-170 (Qt)	Solvent Usage Attributed to S-169 & S-170 (Qt)	Monthly Ink Usage (Gal)	Monthly Solvent Usage (Gal)	12 Month Ink Usage (Gal)	12 Month Solvent Usage (Gal)	Monthly POC Emission (Lb.)	12 Month POC Emission (Lb.)
SAP #	1012066	1206384										
CTS #	03528-000	00152-000										
Density lb/gal	7.52	6.68										
Density lb/unit	1.88	1.67										
% POC	71	100										
Lbs POC/unit	1.33	1.67										
% NPOC	0	0										
Lbs NPOC/unit	0.00	0.00										
April-11	0	0	0	0	0	0	0	0	0	0	0.00	0
May-11	0	0	0	0	0	0	0	0	0	0	0.00	0
June-11	0	0	0	0	0	0	0	0	0	0	0.00	0
July-11	0	0	0	0	0	0	0	0	0	0	0.00	0
August-11	0	0	0	0	0	0	0	0	0	0	0.00	0
September-11	0	0	0	0	0	0	0	0	0	0	0.00	0
October-11	0	0	0	0	0	0	0	0	0	0	0.00	0
November-11	0	0	0	0	0	0	0	0	0	0	0.00	0
December-11	0	0	0	0	0	0	0	0	0	0	0.00	0
January-12	0	0	0	0	0	0	0	0	0	0	0.00	0
February-12	0	0	0	0	0	0	0	0	0	0	0.00	0
March-12	0	0	0	0	0	0	0	0	0	0	0.00	0
April-12	0	0	0	0	0	0	0	0	0	0	0.00	0
May-12	0	0	0	0	0	0	0	0	0	0	0.00	0
June-12	0	0	0	0	0	0	0	0	0	0	0.00	0
July-12	0	0	0	0	0	0	0	0	0	0	0.00	0
August-12	0	0	0	0	0	0	0	0	0	0	0.00	0

Line 1 was idled on April 28, 2010.



*Anheuser-Busch LLC - Fairfield Brewery*

**BAAQMD Plant #: A0606**

**Permit Condition # 23750**

**S-166 and S-167 BERS Biogas Production**

Limit: 12 month rolling average not to exceed 864,000 cf/day

	Biogas Production (cubic feet)	Biogas Production 12-Month Rolling Average Not to Exceed 864,000 Ft3/day
March-12	5116553	184,523.57
April-12	4472871	179,989.96
May-12	6194114	180,753.72
June-12	5670304	178,189.92
July-12	6517950	177,964.71
August-12	5174449	172,666.05



*Anheuser-Busch LLC- Fairfield Brewery*


**BAAQMD Plant #: A0606**

**Permit Condition # 23750**

**S-166 and S-167 BERS Boiler Flare Ratio**

Limit: 52 week rolling average not to 10%

Year	Week #	Biogas Production (cubic feet)	Biogas Flared (cubic feet)	Ratio of Biogas Flared to Produced (%)	Ratio of Biogas Flared to Produced
					52-Week Rolling Average Not to exceed 10%
2012	11	1190789.3	0	0.00	0.49
	12	1215027.5	12958	1.07	0.51
	13	1250501.6	0	0.00	0.51
	14	984002.3	9948	1.01	0.53
	15	1117314.0	0	0.00	0.53
	16	1103760.2	0	0.00	0.53
	17	1055687.0	22744	2.15	0.57
	18	1073925.4	67174	6.25	0.69
	19	1533895.5	0	0.00	0.69
	20	1393176.3	0	0.00	0.69
	21	1484914.8	0	0.00	0.69
	22	1341886.5	0	0.00	0.65
	23	1337721.3	0	0.00	0.65
	24	1247798.2	0	0.00	0.65
	25	1332661.4	0	0.00	0.65
	26	1330546.0	0	0.00	0.65
	27	1317298.8	287	0.02	0.65
	28	1422598.9	0	0.00	0.64
	29	1288555.5	367	0.03	0.64
	30	1105805.0	0	0.00	0.64
	31	1383692.3	0	0.00	0.63
	32	1219448.1	1159	0.10	0.63
	33	1330399.0	7189	0.54	0.64
	34	1282212.4	9207	0.72	0.66
	35	1342389.8	0	0.00	0.66



*Anheuser-Busch LLC- Fairfield Brewery*

**BAAQMD Plant #: A0606**

**Permit Condition # 23750**

**S-166 and S-167 BERS Biogas H2S**

Limit: 52 week rolling average not to 200 ppmv

Year	Week #	Biogas H2S (ppmv)	52-Week Rolling Average Not to exceed 200 ppmv
2012	11	114.29	172.57
	12	121.43	170.32
	13	210.00	171.50
	14	201.43	171.50
	15	184.29	170.61
	16	135.00	169.85
	17	120.00	169.79
	18	118.57	169.54
	19	131.43	168.74
	20	171.43	169.57
	21	117.14	169.07
	22	157.14	168.14
	23	116.43	167.24
	24	60.00	165.32
	25	197.14	167.08
	26	202.14	168.58
	27	161.43	168.00
	28	195.00	168.01
	29	142.14	167.85
	30	129.29	168.32
	31	190.71	169.94
	32	185.71	169.63
	33	202.14	168.95
	34	155.00	168.08
	35	151.43	168.38



*Anheuser-Busch LLC - Fairfield Brewery*


**BAAQMD Plant #: A0606**

**Permit Condition # 23750**

**S-166 and S-167 BERS Offgas H2S**

Limit: 52 week rolling average not to 10 ppmv

Year	Week #	Offgas H2S (ppmv)	52-Week Rolling Average Not to exceed 10 ppmv
2012	11	0	0.00
	12	0	0.00
	13	0	0.00
	14	0	0.00
	15	0	0.00
	16	0	0.00
	17	0.29	0.01
	18	0	0.01
	19	0	0.01
	20	0	0.01
	21	0	0.01
	22	0.14	0.01
	23	1.14	0.03
	24	0.71	0.04
	25	0.14	0.05
	26	0.29	0.05
	27	0.00	0.05
	28	1.14	0.07
	29	0	0.07
	30	0.86	0.09
	31	1.43	0.12
	32	1.43	0.15
	33	0.86	0.16
	34	0.57	0.17
	35	0	0.17



*Anheuser-Busch LLC - Fairfield Brewery*

**BAAQMD Plant #: A0606**

**Permit Condition # 23750**

**S-166 and S-167 BERS WW Throughput**

Limit: 12 month rolling average not to exceed 778 MM Gallons

Month	Wastewater Throughput (MM Gallons)	Wastewater Throughput 12-Month Rolling Average	Wastewater Total for 12 month period
			Not to Exceed 778 MM Gallons
March-12	18.14	17.57	210.80
April-12	17.93	17.52	210.20
May-12	19.34	17.64	211.67
June-12	18.03	17.58	210.92
July-12	17.72	17.52	210.22
August-12	20.21	17.56	210.74



# Anheuser-Busch LLC - Fairfield Brewery

BAAQMD Plant #: A0606

Permit Chart IIB

Condition #17176

## PRESSURE DROP (INCHES OF WATER)

Month	A-12 (0.5-6 in)	A-36 (0.5-6 in)	A-51 <sup>b</sup> (1-6 in.)	A-54 (1-6 in.)	A-126 (0.5-6 in)	A-125 <sup>a</sup> (0.25-3 in)	A-130 (0.5-4 in)
Mar-12	4.57	NA	3.64	2.02	NA	2.4	0.71
Apr-12	4.68	NA	1.50	1.80	NA	NA	0.70
May-12	5.21	NA	4.89	3.94	NA	NA	0.86
Jun-12	4.90	1.40	4.60	4.30	NA	NA	0.88
Jul-12	5.34	3.65	1.40	4.19	NA	NA	0.64
Aug-12	4.95	1.35	1.20	5.09	NA	NA	0.79

\* N/A = Not in operation during this month (no bagged DE/Perlite used or equipment was not utilized during the month)

\* a = Devices run only as a back-up system

\* b = Device only runs when grains are being unloaded





*Anheuser-Busch LLC- Fairfield Brewery*

**BAAQMD Plant #: A0606**

**Permit Condition # 8A**

**S-167 Flare**

Condition 8 of the Permit to Operate states: Owner/operator shall maintain the minimum temperature of S-167 flare at not less than 1400 degrees F.

Condition 8A of the Permit to Operate states:

This condition shall only apply when the biogas supply valves to all boilers are closed and biogas flaring exceeding 300 cfm occurs longer than 15 minutes continuously.

For the period of September 1, 2011 to February 29, 2012 no conditions of 8 or 8A have occurred.