



# *Anheuser-Busch LLC - Fairfield Brewery*

BAAQMD Plant #: A0606

Permit Condition #13032

S-1, S-2, S-3 Cumulative Boiler Fuel Usage (MMBTUs)

Month	2011	Fuel Usage	12 Month Consecutive
September		26711	358516
October		26403	356765
November		26483	354824
December		23994	349489
<b>Month</b>	<b>2012</b>	<b>Fuel Usage</b>	<b>12 Month Consecutive</b>
January		25206	341990
February		24407	336802



**Anheuser-Busch LLC - Fairfield Brewery**

BAAQMD Plant #: A0606

Permit Condition #13032

S-1 Boiler Fuel Usage

Limit: 1,042,440 MMBTU in a consecutive 12-month period

Fuel Usage Summary (MMBTU)

Month	2011
JAN	24
FEB	104
MAR	303
APR	234
MAY	659
JUN	211
JUL	438
AUG	0
SEP	0
OCT	12
NOV	777
DEC	24
Sum	2,786

12 Month Consecutive Summary

12 MONTH TOTAL 11
40,181
26,544
18,055
9,422
8,377
7,090
3,095
3,095
3,091
2,377
2,779
2,786



**Anheuser-Busch LLC - Fairfield Brewery**

BAAQMD Plant #: A0606

Permit Condition #13032

S-1 Boiler Fuel Usage (MMBTUs)

Limit: 1,042,440 MMBTU for any consecutive 12-month period

Month	2012	Fuel Usage	12 Month Consecutive
January		0	2762
February		0	2658



# Anheuser-Busch LLC - Fairfield Brewery

BAAQMD Plant #: A0606

Permit Condition #13032

S-2 Boiler Fuel Usage - Revised

Limit: 1,042,440 MMBTU in a consecutive 12-month period

## Fuel Usage Summary (MMBTU)

Month	2011
JAN	10,118
FEB	16,607
MAR	7,059
APR	13,240
MAY	0
JUN	18,308
JUL	7,824
AUG	762
SEP	10,098
OCT	151
NOV	13,766
DEC	141
Sum	98,074

## 12 Month Consecutive Summary

12 MONTH TOTAL 11
198,947
207,077
197,526
197,319
177,516
167,708
152,978
134,028
122,392
112,754
112,955
98,074



***Anheuser-Busch LLC - Fairfield Brewery***

BAAQMD Plant #: A0606

Permit Condition #13032

S-2 Boiler Fuel Usage (MMBTUs)

Limit: 1,042,440 MMBTU for any consecutive 12-month period

2012

Month	Fuel Usage	12 Month Consecutive
January	13073	101029
February	17178	101600



**Anheuser-Busch LLC - Fairfield Brewery**

BAAQMD Plant #: A0606

Permit Condition #13032

S-3 Boiler Fuel Usage - Revised

Limit: 1,042,440 MMBTU in a consecutive 12-month period

Fuel Usage Summary (MMBTU)

Month	2011	12 Month Consecutive Summary
JAN	22,563	113,886
FEB	12,884	145,468
MAR	26,241	158,136
APR	16,762	162,827
MAY	29,385	179,664
JUN	11,702	188,407
JUL	21,235	204,256
AUG	29,235	221,787
SEP	16,613	233,033
OCT	26,240	241,634
NOV	11,940	239,090
DEC	23,829	248,629
Sum	248,629	12 MONTH TOTAL 11



***Anheuser-Busch LLC - Fairfield Brewery***

BAAQMD Plant #: A0606

Permit Condition #13032

S-3 Boiler Fuel Usage (MMBTUs)

Limit: 1,042,440 MMBTU for any consecutive 12-month period

2012

Month	Fuel Usage	12 Month Consecutive
January	12133	238199
February	7229	232544



*Anheuser-Busch LLC - Fairfield Brewery*

BAAQMD Plant #: A0606

Permit Condition # 16202

S-75, -76, -77, -78, -120, -128, -131, -132, -133, -138, -146, -147, -161, -162

12 Month Limit: Ink 1339 gallons; Solvent thinner 569 gallons; Acetone 90 gallons

POC Emission Limit: 17370 pounds per consecutive 12 months from all sources; NPOC Emission Limit: 603 pounds per consecutive 12 months from all sources

NOTE: Ink usage and related POC emissions for S-169 and S-170 have separate limits and are tracked on a separate logsheet. Beginning in Jan. 2009, usage of 16-8200 and 16-8205 attributed to S-169 and S-170 have been deducted from the totals below.

Month & Year	Video-let Ink 16-8200 (OO)	Video-let Solvent 16-8205 (OO)	Diagraph TWP 101 Back Trail (\$ Gal Trail)	Diagraph TWP Conditioner 101 (\$ Gal Trail)	Ink 3103 (1/2 Lit)	Limx Solvent 3501 (1/2 Lit)	Scale Tray II Ink Jet Ink (Liter)	Monthly Ink Usage (Gal)	Monthly Solvent Usage (Gal)	Monthly Acetone Usage (Gal)	12 Month Ink Usage (Gal)	12 Month Solvent Usage (GSS)	12 Month Acetone Usage (Gal)	Monthly POC Emission (Lb)	Monthly NPOC Emission (Lb)	12-Month POC Emission (Lb)	12-Month NPOC Emission (Lb)
SAP #	1012066	1206384	1569178	1336520	1318353	1318352	1568880										
CIS #	03528-000	00152-000	16510-800	06080-000	15055-000	13694-000	27321-000										
Density lb/gal	7.52	6.68	8.34	8.39	7.52	6.68	8.35										
Density lb/unit	1.88	1.67	44	42	0.99	0.88	2.20										
% POC	71	100	20	40	47.5	20	80										
lbs POC/unit	1.33	1.67	8.84	16.78	47.5	0.18	1.76										
% NPOC	0	0	0	0	47.5	80	20										
lbs NPOC/unit	0.00	0.00	0.00	0.00	0.47	0.71	0.44										
September-1	18	99	0	0	0	20	4	6	27.51	2.11	136.0	302.6	37.0	199.92	15.87	2250.5	262.3
October-1	9	72	1	0	0	30	5	9	22.14	3.12	134.5	305.7	35.9	156.53	23.37	2272.1	256.6
November-1	9	45	2	0	0	10	0	12	17.63	1.06	141.8	298.4	33.8	109.26	7.05	2243.3	241.6
December-1	9	36	1	0	0	30	1	8	15.14	3.17	133.7	293.0	34.8	89.35	21.60	2172.5	247.3
January-12	9	36	1	0	0	10	9	19	10.38	1.06	133.6	277.1	29.6	99.93	11.02	2105.7	215.6
February-12	18	54	1	0	0	30	0	10	17.64	3.17	135.8	278.5	30.6	129.65	21.16	2119.5	222.6

NOTE: December February 2009 Video-let Ink & Solvent for Line 1 are subtracted from the totals above and tracked on a separate spreadsheet.





**Anheuser-Busch LLC - Fairfield Brewery**

BAAQMD Plant #: A0606

Permit Condition #9061

S-134 Total Filtering Aid Loading Throughputs

Permit Limit: 222 tons during 12 month consecutive period

**Summary (tons)**

Month	Filter Aid 2011	Filter Aid 2012
JAN	8.5	0.0
FEB	8.5	0.0
MAR	10.77	
APR	10.15	
MAY	8.14	
JUN	9.04	
JUL	7.94	
AUG	9.02	
SEP	8.4	
OCT	7.4	
NOV*	0.0	
DEC	0.0	
<b>Sum</b>	<b>87.8</b>	<b>0.00</b>

**Summary**

12 MONTH TOTAL 11	12 MONTH TOTAL 12
118.6	79.3
117.1	70.8
116.2	
115.1	
112.3	
110.8	
108.2	
106.1	
105.4	
105.1	
97.0	
87.8	

Note: In November 2011, the filtering aid ACP was replaced with Tannin.



**Anheuser-Busch LLC - Fairfield Brewery**

BAAQMD Plant #: A0606

Permit Condition #8195

S-135 Railcar Fumigation Venting

Permit Limit: 2,190 rail cars in a 12 month period

Month	Number of railcars unloaded		12 Month Total Railcars Unloaded	
	2011	2012	2011	2012
JAN	0	0	31	46
FEB	0	0	31	46
MAR	0		27	
APR	0		24	
MAY	0		23	
JUN	4		20	
JUL	8		23	
AUG	7		28	
SEP	10		36	
OCT	6		40	
NOV	7		44	
DEC	4		46	
Sum	46	0		

No fumigants are added to railcars at this facility.



**Anheuser-Busch LLC - Fairfield Brewery**

BAAQMD Plant #: A0606

Permit Condition #9061

S-137 Total Filtering Aid Loading Throughputs

Permit Limit: 222 tons during 12 month consecutive period

**Summary (tons)**

Month	Filter Aid 2011	Filter Aid 2012
JAN	8.5	0.2
FEB	8.5	0.3
MAR	10.77	
APR	10.15	
MAY	8.14	
JUN	9.04	
JUL	7.94	
AUG	9.02	
SEP	8.4	
OCT	7.4	
NOV*	0.2	
DEC	0.2	
Sum	88.3	0.49

**12 Month Consecutive Summary**

12 MONTH TOTAL 11	12 MONTH TOTAL 12
118.6	80.1
117.1	71.8
116.2	
115.1	
112.3	
110.8	
108.2	
106.1	
105.4	
105.1	
97.2	
88.3	

Note: In November 2011, the filtering aid ACP was replaced with Tannin.



**Anheuser-Busch LLC - Fairfield Brewery**

BAAQMD Plant #: A0606

Permit Condition #15891

S-139 Alcohol Loading Throughputs

Limit: 400,000 gallons consecutive 12 month period or 15,385 gallons in a 24 hour period

**Summary (Gal)**

Month	2011	2012
JAN	0	0
FEB	0	0
MAR	0	0
APR	0	0
MAY	0	0
JUN	0	0
JUL	0	0
AUG	0	0
SEP	0	0
OCT	0	0
NOV	0	0
DEC	0	0
Sum	0	0

**12 Month Consecutive Summary**

	12 MONTH TOTAL 11	12 MONTH TOTAL 12
JAN	0	0
FEB	0	0
MAR	0	0
APR	0	0
MAY	0	0
JUN	0	0
JUL	0	0
AUG	0	0
SEP	0	0
OCT	0	0
NOV	0	0
DEC	0	0
Sum	0	0

**Maximum 24-hour Loadout (Gal)**

Month	2011	2012
JAN	0	0
FEB	0	0
MAR	0	0
APR	0	0
MAY	0	0
JUN	0	0
JUL	0	0
AUG	0	0
SEP	0	0
OCT	0	0
NOV	0	0
DEC	0	0



*Anheuser-Busch LLC - Fairfield Brewery*

BAAQMD Plant #: A0606

Permit Condition #17177

S-141, 142 Fumigation of Milling Operations

Limit: 240 lbs. of phosphine gas in any consecutive 12-month period

<i>Fumigant Usage (lbs.)</i>				
<i>Quarter</i>	<i>2011</i>	<i>2012</i>		
1st	0.00	0 - As of 3/23/12	12 MONTH TOTAL 11	12 MONTH TOTAL 12
2nd	0.00		37.24	0.00
3rd	0.00		0.00	
4th	0.00		0.00	
Sum	0.00	0.00		

1st Quarter is through March.

2nd Quarter is through June.

3rd Quarter is through September.

4th Quarter is through December.



# Anheuser-Busch LLC- Fairfield Brewery

BAAQMD Plant #: A0606

Permit Condition # 18614

S-143, S-144, S-145 Emergency Generators

Limit: For emergency use or 100 hours per consecutive 12-months for reliability testing

## Reliability Testing 2011 (Hrs)

Month	S-143	S-144	S-145
JAN	0	0	0
FEB	0	0	0
MAR	0	0	0
APR	0	0	0
MAY	0	0	0
JUN	0	0	0
JUL	0	0	0
AUG	0	0	0
SEP	0	0	0
OCT	0	0	0
NOV	0	0	0
DEC	0	0	0
<b>TOTAL</b>	<b>0.0</b>	<b>0.0</b>	<b>0.0</b>

## 12 Month Consecutive Summary

S-143	S-144	S-145
0	0	0
0	0	0
0	0	0
0	0	0
0	0	0
0	0	0
0	0	0
0	0	0
0	0	0
0	0	0
0	0	0
0	0	0
<b>0.0</b>	<b>0.0</b>	<b>0.0</b>

## Emergency Conditions 2011(Hrs)

Month	S-143	S-144	S-145
JAN	0	0	0
FEB	0	0	0
MAR	0	0	0
APR	0	0	0
MAY	0	0	0
JUN	0	0	0
JUL	0	0	0
AUG	0	0	0
SEP	0	0	0
OCT	0	0	0
NOV	0	0	0
DEC	0	0	0
<b>TOTAL</b>	<b>0.0</b>	<b>0.0</b>	<b>0.0</b>

## 12 Month Consecutive Summary

S-143	S-144	S-145
0	0	0
0	0	0
0	0	0
0	0	0
0	0	0
0	0	0
0	0	0
0	0	0
0	0	0
0	0	0
0	0	0
0	0	0
<b>0.0</b>	<b>0.0</b>	<b>0.0</b>



# Anheuser-Busch LLC- Fairfield Brewery

BAAQMD Plant #: A0606

Permit Condition # 18614

S-143, S-144, S-145 Emergency Generators

Limit: For emergency use or 100 hours per consecutive 12-months for reliability testing

## Reliability Testing 2012 (Hrs)

Month	S-143	S-144	S-145
JAN	0	0	0
FEB	0	0	0
MAR			
APR			
MAY			
JUN			
JUL			
AUG			
SEP			
OCT			
NOV			
DEC			

## 12 Month Consecutive Summary

S-143	S-144	S-145
0	0	0
0	0	0

TOTAL 0.0 0.0 0.0

0.0 0.0 0.0

## Emergency Conditions 2012(Hrs)


Month	S-143	S-144	S-145
JAN	0	0	0
FEB	0	0	0
MAR			
APR			
MAY			
JUN			
JUL			
AUG			
SEP			
OCT			
NOV			
DEC			

## 12 Month Consecutive Summary

S-143	S-144	S-145
0	0	0
0	0	0

TOTAL 0.0 0.0 0.0

0.0 0.0 0.0



*Anheuser-Busch LLC - Fairfield Brewery*

BAAQMD Plant #: A0606

Permit Condition #20632 (1 & 2)

S-149, S-150, & S-151 Lauter Tub and Brew Kettle Throughput

Limit: 4,441,320 bbls of wort per consecutive 12 month period

**Production Summary (BBLs)**

**12 Month Consecutive Summary**

Month	2011	2012	12 MONTH TOTAL 11	12 MONTH TOTAL 12
JAN	201,092	160,923	2,331,409	2,201,817
FEB	177,777	164,775	2,307,460	2,188,815
MAR	218,552		2,307,461	
APR	200,232		2,283,032	
MAY	200,392		2,262,159	
JUN	198,152		2,245,770	
JUL	201,339		2,250,149	
AUG	215,145		2,261,954	
SEP	175,243		2,272,235	
OCT	180,717		2,275,848	
NOV	142,080		2,265,770	
DEC	131,265		2,241,986	
<b>Sum</b>	<b>2,241,986</b>	<b>325,698</b>		

**\*\*New brewhouse went online on 1/07/2005**





*Anheuser-Busch LLC - Fairfield Brewery*

BAAQMD Plant #: A0606

Permit Condition #20632(3) & 21639(2)

S-149, S-150, S-151, & S-158 Total Beer Throughput

Limit: 6,351,088 bbls of beer per consecutive 12 month period

**Production Summary (BBLs)**

**12 Month Consecutive Summary**

Month	2011		2012		12 MONTH TOTAL 11	12 MONTH TOTAL 12
JAN	263,155		232,608		3,422,861	3,276,337
FEB	265,973		245,686		3,642,030	3,488,657
MAR	333,243				3,615,739	
APR	313,318				3,576,946	
MAY	309,981				3,548,065	
JUN	334,847				3,556,575	
JUL	306,612				3,535,108	
AUG	343,150				3,530,321	
SEP	324,199				3,572,958	
OCT	279,928				3,609,900	
NOV	237,701				3,599,011	
DEC	227,384				3,539,491	
Sum	3,539,491		478,294			

\*\*New brewhouse went online on 1/07/2005



**Anheuser-Busch LLC- Fairfield Brewery**

BAAQMD Plant #: A0606 Permit Condition # 21595 (1) & 21639 (1)

S-154, 155 & 158 Weekly Filler Rate

S-158 = 1,800 bottle/min, S-154 = 1,560 cans/min,  
 S-155 = 1,565 cans/min, S-168 = 2.124MMBls/12 months

**Units/Minute**

Week	Line 01 (1800 bottles) Source 158	(Old) Line 40 (1560 cans) Source 154	(New) Line 40 (2.124 MMBls/12 months) Source 168	Line 50 (1565 cans) Source 155
8/29/2011	0		34,792	1,309
9/5/2011	0		31,260	1,192
9/12/2011	0		44,924	1,400
9/19/2011	0		26,562	1,340
9/26/2011	0		40,316	1,379
10/3/2011	0		24,616	1,052
10/10/2011	0		36,787	1,308
10/17/2011	0		23,226	1,354
10/24/2011	0		19,082	1,391
10/31/2011	0		30,756	1,362
11/7/2011	0		14,937	1,401
11/14/2011	0		36,998	1,326
11/21/2011	0		14,645	1,165
11/28/2011	0		27,552	1,174
12/5/2011	0		24,889	1,328
12/12/2011	0		38,013	1,345
12/19/2011	0		17,858	1,266
12/26/2011	0		13,608	1,274
1/2/2012	0		26,643	1,266
1/9/2012	0		26,734	1,377
1/16/2012	0		28,374	1,343
1/23/2012	0		29,062	1,188
1/30/2012	0		32,612	1,190
2/6/2012	0		23,859	1,229
2/13/2012	0		22,255	1,305
2/20/2012	0		20,978	1,394
2/27/2012	0		26,668	1,254

Note: Line 40 (S- 154) was replaced during the summer of 2008.



## Anheuser-Busch LLC- Fairfield Brewery

BAAQMD Plant #: A0606

Permit Condition # 21369 (2) S - 158 = 6,351,088 barrels/12 months

Permit Condition # 23956 (1) S - 168 = 2,124,000 barrels/12 months

Month	Source 158 Line 01 Monthly Barrels	Source 158 Line 01 (6,351,088 barrels/12 month)	Source 168 Line 40 Monthly Barrels	Source 168 Line 40 (2,124,000 barrels/12 months)
September-11	0	0	154,989.47	1633988.73
October-11	0	0	116,167.07	1644564.93
November-11	0	0	110,451.12	1627460.6
December-11	0	0	105,966.85	1,605,078.64
January-12	0	0	121,857.79	1,608,046.78
February-12	0	0	101,558.04	1,589,012.22



*Anheuser-Busch LLC - Fairfield Brewery*

BAAQMD Plant #: A06606

Permit Condition # 21610

S-156 Emergency Standby Diesel Engine

Limit: For emergency use or 100 hours/calendar year for reliability testing

Month	Reliability Testing (Hrs)		(Standby Eng)	Emergency Testing (Hrs)	
	2011	2012		2011	2012
JAN	0.0	0.8	0	0	
FEB	0.6	0.3	0	0	
MAR	0.9		0		
APR	0.6		0		
MAY	0.8		0		
JUN	0.5		0		
JUL	0.5		0		
AUG	0.1		0		
SEP	1.4		0		
OCT	0.4		0		
NOV	0.0		0		
DEC	0.5		0		
<b>TOTAL</b>	<b>6.3</b>	<b>1.1</b>	<b>0</b>	<b>0</b>	



*Anheuser-Busch LLC - Fairfield Brewery*

BAAQMD Plant #: A0606

Permit Condition # 22850

S-165 Stationary Diesel Engine

Limit: For emergency use or 50 hours/calendar year for reliability testing

		Reliability Testing (Hrs)		Emergency Conditions (Hrs)		Emission Testing (Hrs)		
Month	2011	2012	(Generators)	2011	2012	Month	2011	2012
JAN	0	0.3	JAN	0	0	JAN	0	0
FEB	0.4	0.0	FEB	0	0	FEB	0	0
MAR	0		MAR	0		MAR	0	
APR	0		APR	0		APR	0	
MAY	2.2		MAY	0		MAY	0	
JUN	0		JUN	0		JUN	0	
JUL	0		JUL	0		JUL	0	
AUG	0		AUG	0		AUG	0	
SEP	0.5		SEP	0		SEP	0	
OCT	0		OCT	0		OCT	0	
NOV	0		NOV	0		NOV	0	
DEC	0.6		DEC	0		DEC	0	
<b>TOTAL</b>	<b>3.7</b>	<b>0.3</b>	<b>TOTAL</b>	<b>0</b>	<b>0</b>	<b>TOTAL</b>	<b>0</b>	<b>0</b>



*Anheuser-Busch LLC - Fairfield Brewery*

BAAQMD Plant #: A0606  
 Permit Condition # 24244  
 S-169, S-170

12 Month Limit: Ink 6 gallons; Solvent thinner 19 gallons  
 POC Emission Limit: 303.4 pounds per consecutive 12 months from each source  
 Note: Usage of 16-8200 and 16-8205 attributed to S-75, -76, -77, -78, -120, -128, -131, -132, -133, -138, -146, -147, -161, -162 is tracked on a separate logsheet.

Month & Year	Total Line 1 Video-let Ink 16-8200 (OJ)	Total Line 1 Video-let Solvent 16-8205 (OJ)	Total Line 1 Rolling Rack/RRL Produced (BBES)	Total Line 1 Production (BBES)	Ink Usage Attributed to S-169 & S-170 (OJ)	Solvent Usage Attributed to S-169 & S-170 (OJ)	Monthly Ink Usage (Gal)	Monthly Solvent Usage (Gal)	12 Month Ink Usage (Gal)	12 Month Solvent Usage (Gal)	Monthly POC Emission (Lb)	12-Month POC Emission (Lb)
SAP #	1012066	1206384										
CTS #	03528-000	00152-000										
Density lb/gal	7.52	6.68										
Density lb/unit	1.88	1.67										
% POC	71	100										
lbs POC/unit	1.33	1.67										
% NPOC	0	0										
lbs NPOC/unit	0.00	0.00										
September-11	0	0	0	0	0	0	0	0	0	0	0.00	0
October-11	0	0	0	0	0	0	0	0	0	0	0.00	0
November-11	0	0	0	0	0	0	0	0	0	0	0.00	0
December-11	0	0	0	0	0	0	0	0	0	0	0.00	0
January-12	0	0	0	0	0	0	0	0	0	0	0.00	0
February-12	0	0	0	0	0	0	0	0	0	0	0.00	0

Line 1 was idled on April 28, 2010.



*Anheuser-Busch LLC - Fairfield Brewery*

**BAAQMD Plant #: A0606**

**Permit Condition # 23750**

**S-166 and S-167 BERS Biogas Production**

Limit: 12 month rolling average not to exceed 864,000 cf/day

	Biogas Production (cubic feet)	Biogas Production 12-Month Rolling Average Not to Exceed 864,000 Ft <sup>3</sup> /day
September-11	7045244	198,862.27
October-11	5946276	200,131.74
November-11	4653724	199,794.26
December-11	3553505	195,033.72
January-12	4014019	189,991.68
February-12	4664098	188,393.25



*Anheuser-Busch LLC- Fairfield Brewery*

**BAAQMD Plant #: A0606**


**Permit Condition # 23750**

**S-166 and S-167 BERS Boiler Flare Ratio**

Limit: 52 week rolling average not to 10%

Year	Week #	Biogas Production (cubic feet)	Biogas Flared (cubic feet)	Ratio of Biogas Flared to Produced (%)	Ratio of Biogas Flared to Produced  52-Week Rolling Average Not to exceed 10%
2011	35	1599188.6	787	0.05	0.48
	36	1614520.7	0	0.00	0.48
	37	1695307.6	124	0.01	0.48
	38	1801099.0	10477	0.58	0.49
	39	1397394.9	0	0.00	0.49
	40	1395370.3	0	0.00	0.49
	41	1251219.8	0	0.00	0.49
	42	1384378.0	0	0.00	0.49
	43	1362489.5	0	0.00	0.49
	44	1210321.7	0	0.00	0.47
	45	1135051.6	0	0.00	0.47
	46	1150112.7	37274	3.24	0.53
	47	940666.0	73052	7.77	0.68
	48	1020809.4	0	0.00	0.68
	49	970946.1	0	0.00	0.62
	50	762401.9	0	0.00	0.50
	51	724227.9	0	0.00	0.37
	52	668557.6	41781	6.25	0.49
2012	1	816233.3	2530	0.31	0.47
	2	990612.9	0	0.00	0.47
	3	919432.6	0	0.00	0.47
	4	923996.1	8390	0.91	0.48
	5	1153950.9	30039	2.60	0.53
	6	1007631.6	5397	0.54	0.54
	7	1138408.9	0	0.00	0.54
	8	1071005.5	0	0.00	0.53
	9	1084146.6	0	0.00	0.53
	10	1032932.8	0	0.00	0.50





*Anheuser-Busch LLC- Fairfield Brewery*

**BAAQMD Plant #: A0606**

**Permit Condition # 23750**


**S-166 and S-167 BERS Biogas H2S**

Limit: 52 week rolling average not to 200 ppmv

Year	Week #	Biogas H2S (ppmv)	52-Week Rolling Average Not to exceed 200 ppmv
------	--------	----------------------	---

2011	35	136.00	175.09
	36	120.71	174.12
	37	141.43	172.99
	38	205.71	173.37
	39	191.43	173.48
	40	194.29	174.01
	41	200	174.23
	42	200.71	174.51
	43	207.14	173.69
	44	200.00	174.24
	45	202.86	174.38
	46	201.43	174.79
	47	167.14	174.54
	48	201.43	175.13
	49	182.86	175.62
	50	198.57	175.07
	51	185.00	174.76
	52	162.86	173.96
2012	1	156.43	173.15
	2	185.71	172.85
	3	185.00	172.75

	4	151.43	172.05	
	5	186.43	173.36	
	6	178.57	173.78	
	7	185.71	174.92	
	8	184.29	175.95	
	9	170.00	175.82	
	10	137.86	174.98	



*Anheuser-Busch LLC - Fairfield Brewery*

**BAAQMD Plant #: A0606**

**Permit Condition # 23750**

**S-166 and S-167 BERS Offgas H2S**

Limit: 52 week rolling average not to 10 ppmv

Year	Week #	Offgas H2S (ppmv)	52-Week Rolling Average Not to exceed 10 ppmv
2011	35	0	0.01
	36	0	0.01
	37	0	0.01
	38	0	0.01
	39	0	0.01
	40	0	0.01
	41	0	0.01
	42	0	0.01
	43	0	0.01
	44	0	0.01
	45	0	0.01
	46	0	0.00
	47	0	0.00
	48	0	0.00
	49	0	0.00
	50	0	0.00
	51	0	0.00
	52	0	0.00
2012	1	0	0.00
	2	0	0.00
	3	0	0.00
	4	0	0.00
	5	0	0.00
	6	0	0.00
	7	0	0.00
	8	0	0.00
	9	0	0.00
	10	0	0.00



*Anheuser-Busch LLC - Fairfield Brewery*


**BAAQMD Plant #: A0606**

**Permit Condition # 23750**

**S-166 and S-167 BERS WW Throughput**

Limit: 12 month rolling average not to exceed 778 MM Gallons

Month	Wastewater Throughput (MM Gallons)	Wastewater Throughput	
		12-Month Rolling Average	Wastewater Total for 12 month period Not to Exceed 778 MM Gallons
September-11	18.39	18.23	218.71
October-11	16.86	18.17	218.08
November-11	15.71	18.03	216.34
December-11	14.96	17.90	214.74
January-12	17.14	17.80	213.60
February-12	16.31	17.70	212.39



*Anheuser-Busch LLC - Fairfield Brewery*

**BAAQMD Plant #: A0606**

**Permit Condition # 23750**

**S-166 and S-167 Daily Biogas Production Log**

	BIOGAS PRODUCTION
DATE	(cubic feet)
9/1/2011	231149
9/2/2011	242701
9/3/2011	240023
9/4/2011	238836
9/5/2011	182891
9/6/2011	232430
9/7/2011	249311
9/8/2011	238424
9/9/2011	248901
9/10/2011	223724
9/11/2011	233901
9/12/2011	228554
9/13/2011	271956
9/14/2011	258684
9/15/2011	227708
9/16/2011	245053
9/17/2011	229449
9/18/2011	257160
9/19/2011	206464
9/20/2011	264588
9/21/2011	209018
9/22/2011	327091
9/23/2011	313427
9/24/2011	223348
9/25/2011	160289
9/26/2011	201266
9/27/2011	265953
9/28/2011	224344
9/29/2011	192625
9/30/2011	175962
10/1/2011	176952
10/2/2011	170236
10/3/2011	198426
10/4/2011	221214
10/5/2011	279043
10/6/2011	190312
10/7/2011	163684
10/8/2011	172452

10/9/2011	143206
10/10/2011	149180
10/11/2011	190988
10/12/2011	144216
10/13/2011	226705
10/14/2011	202827
10/15/2011	194096
10/16/2011	187526
10/17/2011	195840
10/18/2011	212648
10/19/2011	193668
10/20/2011	202993
10/21/2011	208415
10/22/2011	183285
10/23/2011	169495
10/24/2011	190230
10/25/2011	195032
10/26/2011	171230
10/27/2011	217304
10/28/2011	191806
10/29/2011	227388
10/30/2011	206985
10/31/2011	168880
11/1/2011	208140
11/2/2011	225631
11/3/2011	116989
11/4/2011	104187
11/5/2011	179506
11/6/2011	174598
11/7/2011	196874
11/8/2011	202905
11/9/2011	183822
11/10/2011	113322
11/11/2011	116761
11/12/2011	146765
11/13/2011	159141
11/14/2011	180441
11/15/2011	206649
11/16/2011	158549
11/17/2011	130353
11/18/2011	156092
11/19/2011	158884
11/20/2011	124487
11/21/2011	156840
11/22/2011	174025
11/23/2011	173563
11/24/2011	96873
11/25/2011	93075
11/26/2011	121799
11/27/2011	141161
11/28/2011	148576
11/29/2011	161950
11/30/2011	141749
12/1/2011	126364

Source of Data: UPA Data imported to 010310 to 020610 Biogas and Offgas.xls

12/2/2011	141828
12/3/2011	159178
12/4/2011	151450
12/5/2011	146985
12/6/2011	155451
12/7/2011	116756
12/8/2011	116979
12/9/2011	133061
12/10/2011	150260
12/11/2011	115230
12/12/2011	117691
12/13/2011	123554
12/14/2011	113884
12/15/2011	89985
12/16/2011	121248
12/17/2011	80847
12/18/2011	95711
12/19/2011	115548
12/20/2011	112669
12/21/2011	97409
12/22/2011	105695
12/23/2011	102808
12/24/2011	94385
12/25/2011	61385
12/26/2011	78261
12/27/2011	108115
12/28/2011	89769
12/29/2011	128815
12/30/2011	117436
12/31/2011	84774
1/1/2012	53174
1/2/2012	82912
1/3/2012	113632
1/4/2012	132306
1/5/2012	138828
1/6/2012	151573
1/7/2012	143805
1/8/2012	75149
1/9/2012	96598
1/10/2012	143669
1/11/2012	157225
1/12/2012	174956
1/13/2012	185033
1/14/2012	157979
1/15/2012	79686
1/16/2012	71124
1/17/2012	131742
1/18/2012	149796
1/19/2012	180438
1/20/2012	167187
1/21/2012	139456
1/22/2012	112079
1/23/2012	86394
1/24/2012	130776

1/25/2012	171036
1/26/2012	160577
1/27/2012	168695
1/28/2012	94435
1/29/2012	47286
1/30/2012	120201
1/31/2012	196255
2/1/2012	183684
2/2/2012	210030
2/3/2012	212136
2/4/2012	184354
2/5/2012	86639
2/6/2012	101213
2/7/2012	179654
2/8/2012	177067
2/9/2012	153471
2/10/2012	157363
2/11/2012	152222
2/12/2012	104088
2/13/2012	120228
2/14/2012	193110
2/15/2012	218305
2/16/2012	202360
2/17/2012	165538
2/18/2012	134777
2/19/2012	120627
2/20/2012	125264
2/21/2012	156195
2/22/2012	186453
2/23/2012	171237
2/24/2012	162771
2/25/2012	148454
2/26/2012	142952
2/27/2012	183113
2/28/2012	171515
2/29/2012	159263





# Anheuser-Busch LLC - Fairfield Brewery

BAAQMD Plant #: A0606

Permit Chart IIB

Condition #17176

## PRESSURE DROP (INCHES OF WATER)

Month	A-12 (0.5-6 in)	A-36 (0.5-6 in)	A-51 <sup>b</sup> (1-6 in.)	A-54 (1-6 in.)	A-126 (0.5-6 in)	A-125 <sup>a</sup> (0.25-3 in)	A-130 (0.5-4 in)
Sep-11	4.74	1.47	4.19	4.9	1.38	2.5	1.69
Oct-11	3.19	1.36	2.49	4.09	1.18	2.0	2.40
Nov-11	3.82	NA	2.89	5.09	NA	NA	1.57
Dec-11	3.53	NA	2.16	1.17	NA	NA	1.11
Jan-12	4.30	NA	2.29	3.09	NA	NA	0.85
Feb-12	4.72	NA	5.79	3.79	NA	NA	0.85

\* N/A = Not in operation during this month (no bagged DE/Perlite used or equipment was not utilized during the month)

\*a = Devices run only as a back-up system

\*b = Device only runs when grains are being unloaded



*Anheuser-Busch LLC- Fairfield Brewery*

**BAAQMD Plant #: A0606**

**Permit Condition # 8A**

**S-167 Flare**

Condition 8 of the Permit to Operate states: Owner/operator shall maintain the minimum temperature of S-167 flare at not less than 1400 degrees F.

Condition 8A of the Permit to Operate states:

This condition shall only apply when the biogas supply valves to all boilers are closed and biogas flaring exceeding 300 cfm occurs longer than 15 minutes continuously.

For the period of September 1, 2011 to February 29, 2012 no conditions of 8 or 8A have occurred.