



BAY AREA
AIR QUALITY
MANAGEMENT
DISTRICT

AGENDA: 4

Transparent & Equitable Funding Project

Community Equity, Health and Justice Committee Meeting
October 7, 2021

Greg Nudd
Deputy Air Pollution Control Officer
gnudd@baaqmd.gov

Requested Action



Seeking feedback from the Committee and the public on next steps to improve equity in funding.



Community Request

Expenditures Review

Improving Transparency & Equity

Next Steps

Transparent & Equitable Funding Project



Objective: Encourage equitable resource distribution and community access to resources through improved transparency in budgets and spending in communities, especially Black/African American communities, and better communication of funding opportunities.

Community Request



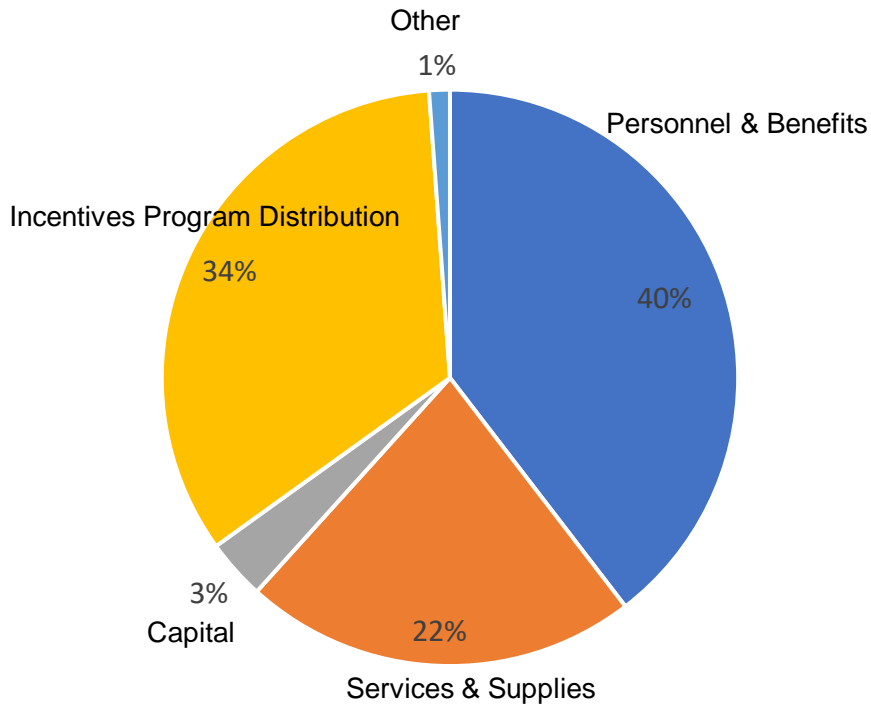
- **Distribution of funding to:**
 - Community Air Risk Evaluation (CARE) and Disadvantaged communities
 - African American/Black communities
 - African American/Black community-based organizations (CBOs), organizations, and consultants
- **More information on opportunities for funding**

Funding Distribution (Expenditures)



- Current data does not answer community questions. Does not include:
 - Demographic and/or equity-related information
 - Who benefits from program/expenditure
 - Location of where work performed

Air District Expenditures, Fiscal Year Ending (FYE) 2020



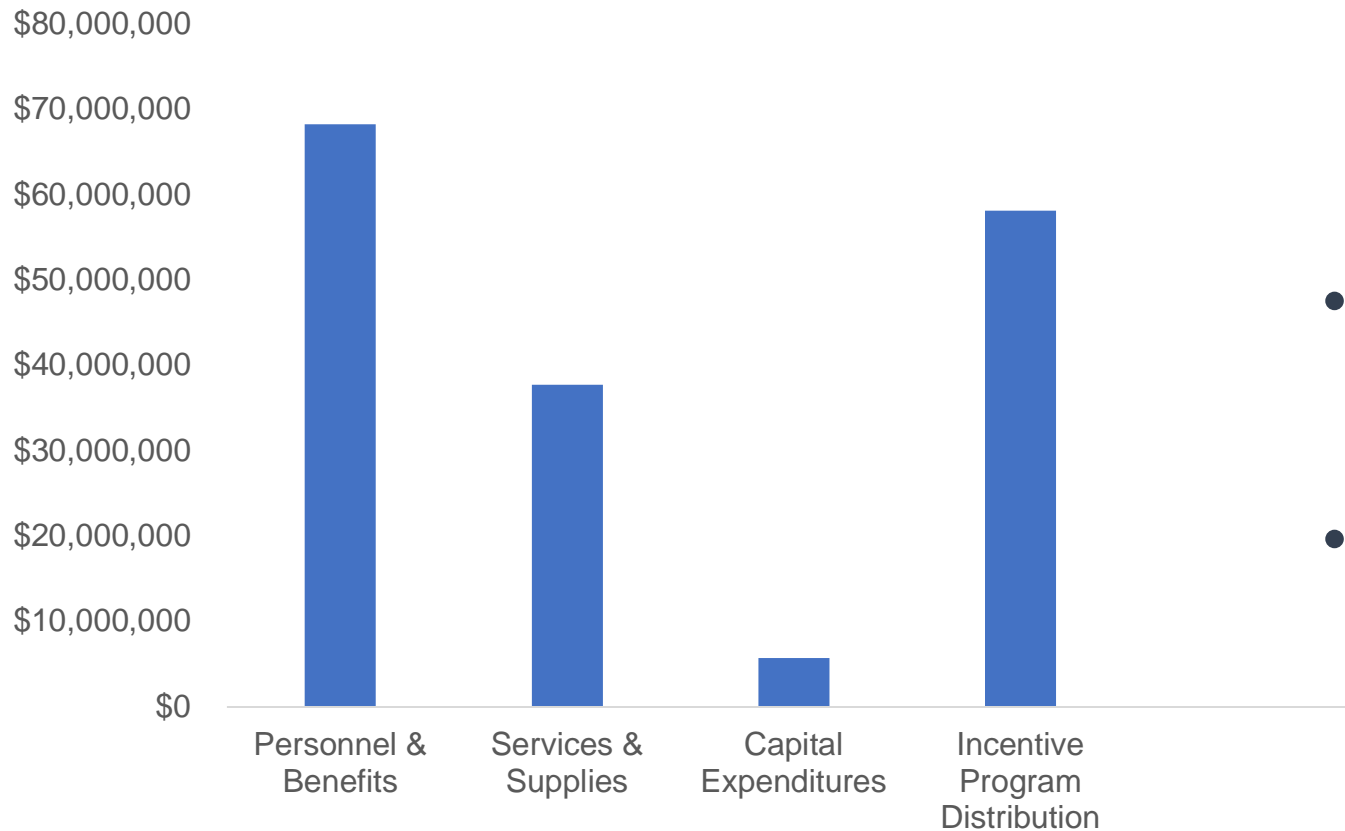
Expenditure Category	General Fund	Special Fund	Total Funds
Personnel & Benefits	\$63,388,071	\$4,874,811	\$68,262,882
Services & Supplies	\$30,583,078	\$7,119,535	\$37,702,613
Capital Expenditures	\$5,744,975		\$5,744,975
Incentives Program Distribution	\$1,117,406	\$57,042,100	\$58,159,506
Other*	\$841,643	\$1,665,844	\$1,959,049
Total	\$101,675,173	70,702,290	172,377,463

Source: Bay Area Air Quality Management District, Approved Budget, FYE22

Air District Expenditures, FYE 2020 (cont.)



FYE 2020 Expenditures, General and Special Revenue Funds



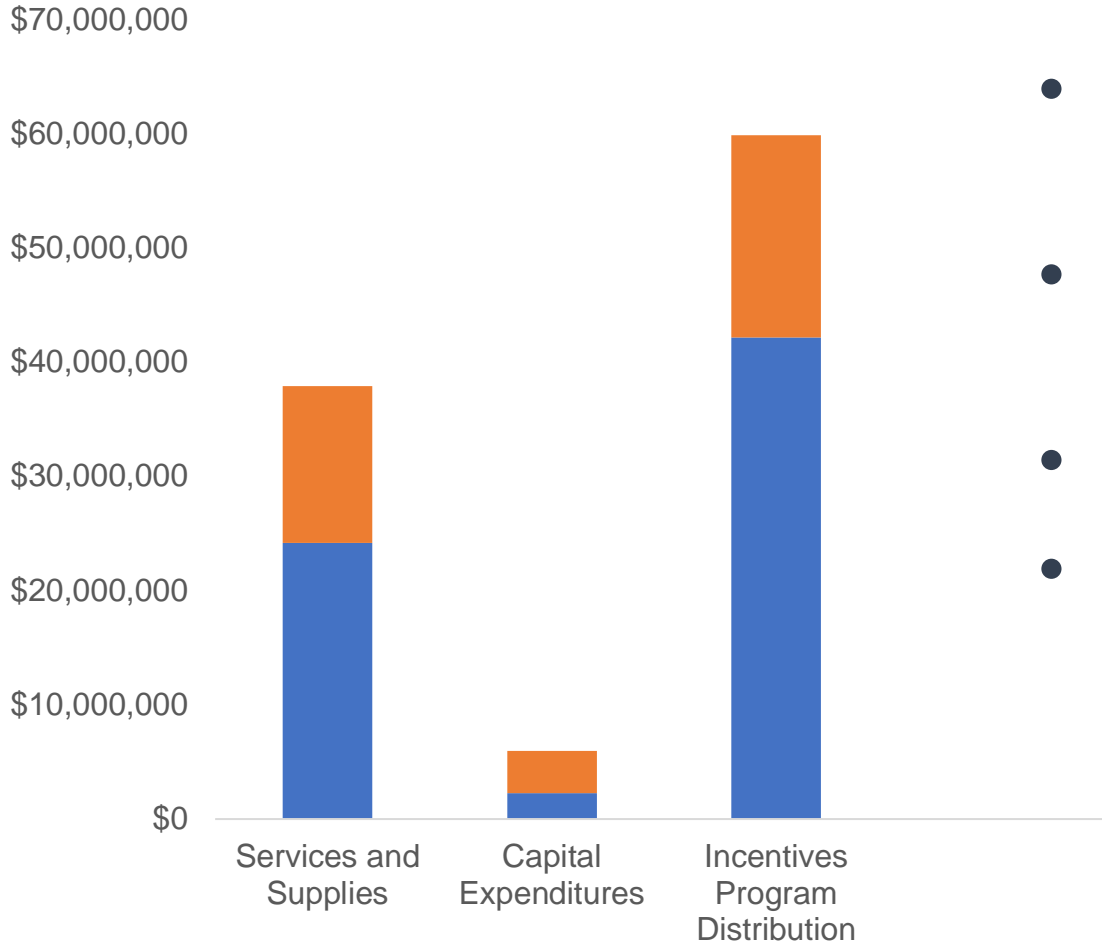
Source: Bay Area Air Quality Management District, Approved Budget, FYE22

- Services & Supplies includes small program grants (James Cary Smith, Assembly Bill (AB) 617 building capacity grants, Climate Protection) and consultant services.
- Capital expenditures includes lab equipment, air monitoring, software and other capital.
- Incentive Program Distributions are largely mobile program incentives, i.e., Carl Moyer, Transportation Funds for Clean Air (TFCA), Mobile Source Incentive Funds, etc.

Air District Expenditures, FYE 2020 (cont.)



Expenditures by Category



- Geographic distribution highlights challenge with understanding how funds distributed.
- 66 percent of all expenditures paid to locations within Bay Area.
- 34 percent paid to locations outside Bay Area.
- Incentives and other payments can be sent to national organizations with local offices or equipment operating in Bay Area.

Source: Bay Area Air Quality Management District

Advancing Transparency & Equity in Funding



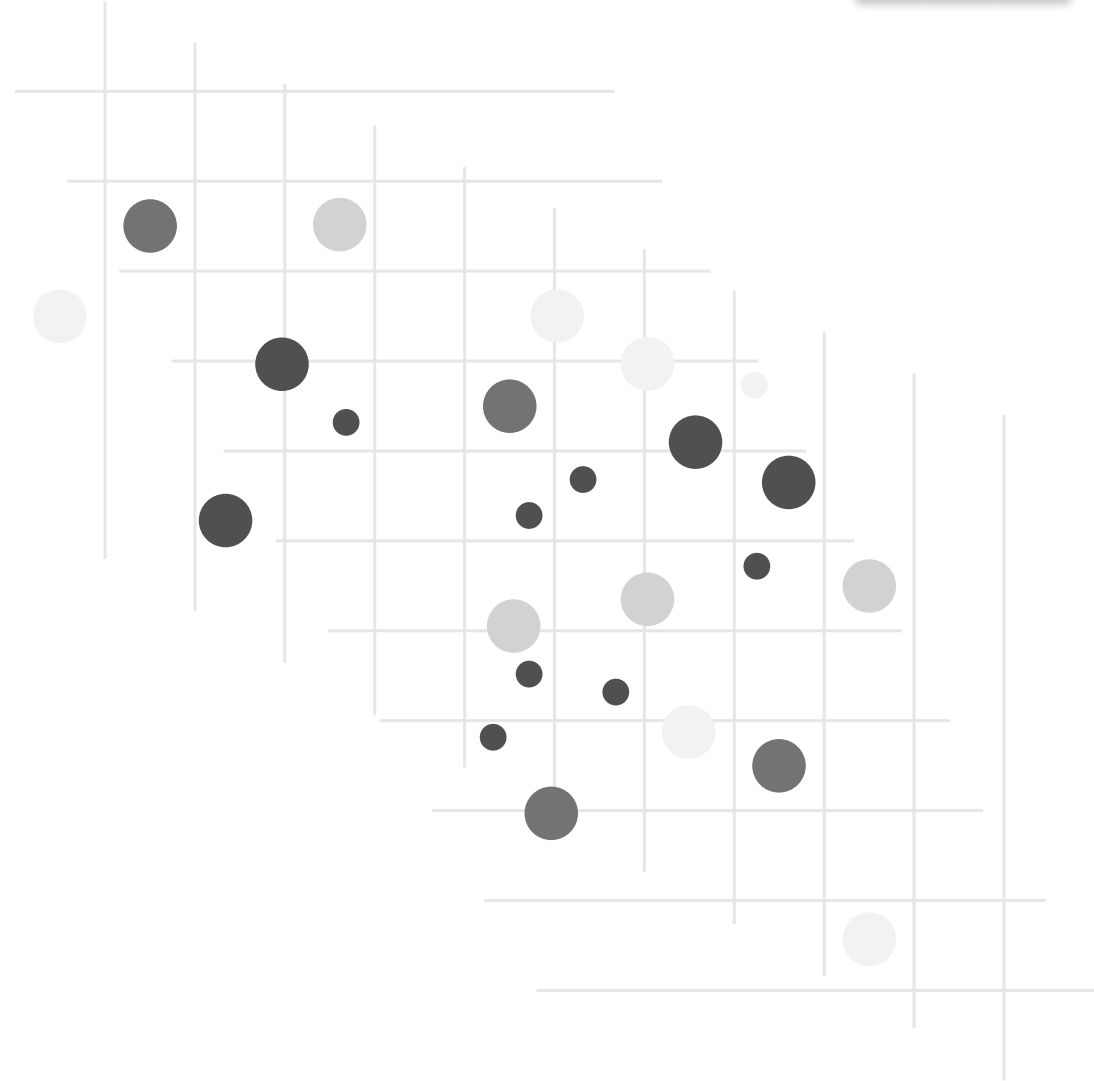
Path Forward

- Define Equity Objectives
- Improve Data Collection
- Communicate Funding Opportunities
- Implement Best Practices

Define Equity Objectives



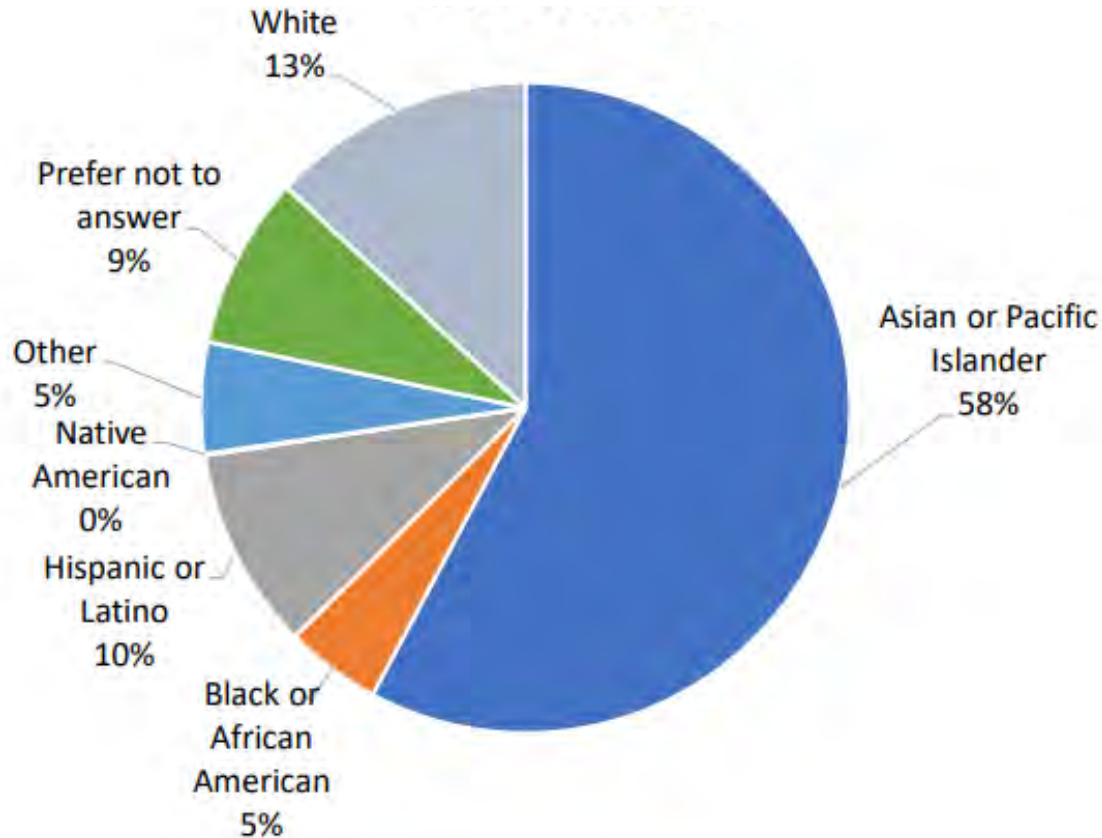
- Work with Community Advisory Council to define equity goals within specific Air District programs and functions.
- Consider how equity goals may impact budgeting.



Improve Data Collection



Clean Cars for All: Funding Distribution by Race



Source: Bay Area Air Quality Management District

- Some Air District incentive and grant programs collect equity data, as required by state.
- TFCFA and Clean Cars for All are two examples of such efforts.
- Develop data collection protocols to expand data collection more broadly.
- Pilot expansion effort with James Cary Smith Community Grant Program.

Communicate Funding Opportunities



- Variety of methods: e-blasts, website, social media, personal emails, and telephone calls.
- Requires community to know the varied communication channels for different opportunities.
- Need to identify new and improved ways to communicate funding opportunities, i.e., webinars and “tips and tricks”



Source: Bay Area Air Quality Management District

Implement Best Practices



- Various best practices for advancing equity are available, e.g., Budgeting for Equitable Outcomes and Participatory Budgeting
- The Community Benefits Fund is an opportunity to pilot equitable budgeting practices.
- Will require training of staff, Board and Community Advisory Council members on principles, approaches and methods used to advance equity in budgeting.



Next Steps



- Develop communication strategy for Air District grant and other funding opportunities
- Work with Community Advisory Council on defining equity in Air District programs.
- Gather data on distribution and beneficiaries of the James Cary Smith Community Grant program.
- Continued training on equity best practices.

Feedback Requested



Discussion on next steps and ideas for moving forward.



BAY AREA
AIR QUALITY
MANAGEMENT
DISTRICT

AGENDA: 5

Discussion on Process of Filling Vacant Seats for the Path to Clean Air Community Steering Committee

**Community Equity, Health & Justice Committee Meeting
October 7, 2021**

Veronica Eady

Senior Deputy Executive Officer of Policy & Equity

veady@baaqmd.gov

Requested Action



Seeking feedback on next steps and proposed process for replacing vacant seats and reserve candidates.

Outline



- Background
- Need for Filling Vacant Seats
- Path to Clean Air Community Steering Committee Composition
- Process for Filling Vacant Seats

Background



- February 19, 2021 – Community Equity, Health and Justice Committee (CEHJC) developed recommendations for the Path to Clean Air Community Steering Committee (CSC):
 - An odd number of members between 27 and 31 members
 - A minimum of 70% of members residing within the initial study area
 - Two Co-chairs
 - Two non-voting members representing local businesses and industrial companies (not business associations).

Background (cont.)



- March 3, 2021 – Board of Directors (Board) established 31-member Path to Clean Air CSC and selected slate of members
- April 19, 2021– First Path to Clean Air CSC meeting

Need for Filling Vacant Seats

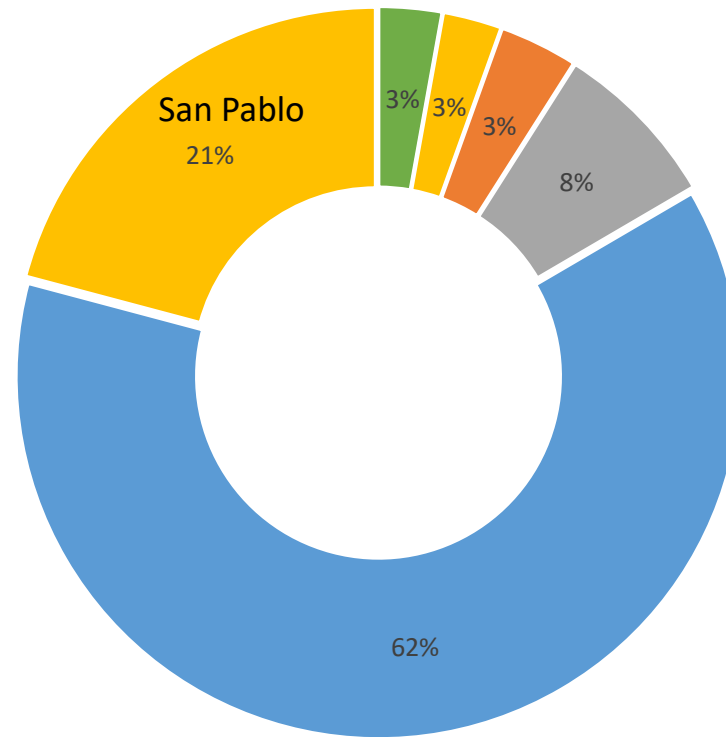
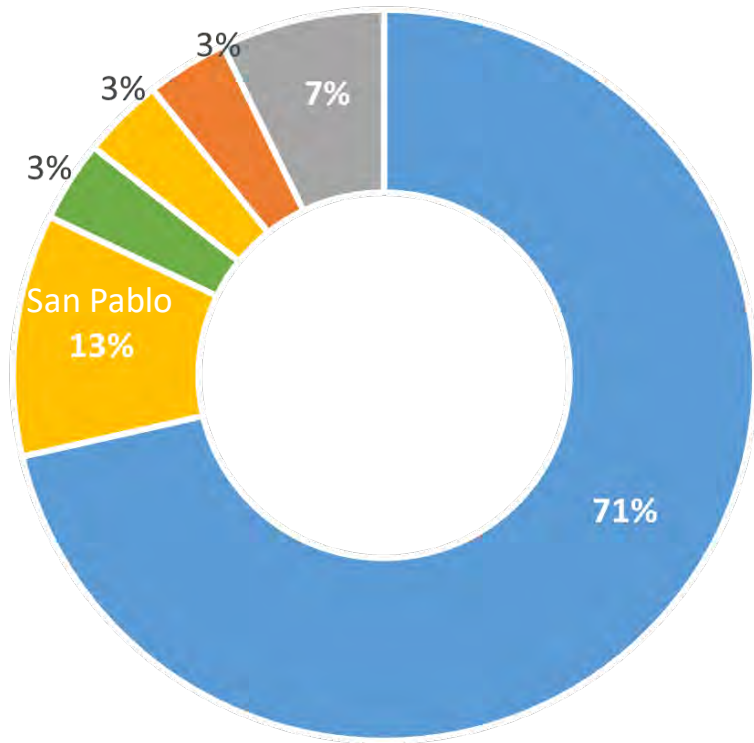


- Four existing vacancies
- Air District staff recommends the Board select a small number for reserve candidates that could replace future vacancies
- New seats must be appointed by the Board because of Brown Act rules
- Starting list includes 41 applicants from previous recruitment process, not all may be interested however



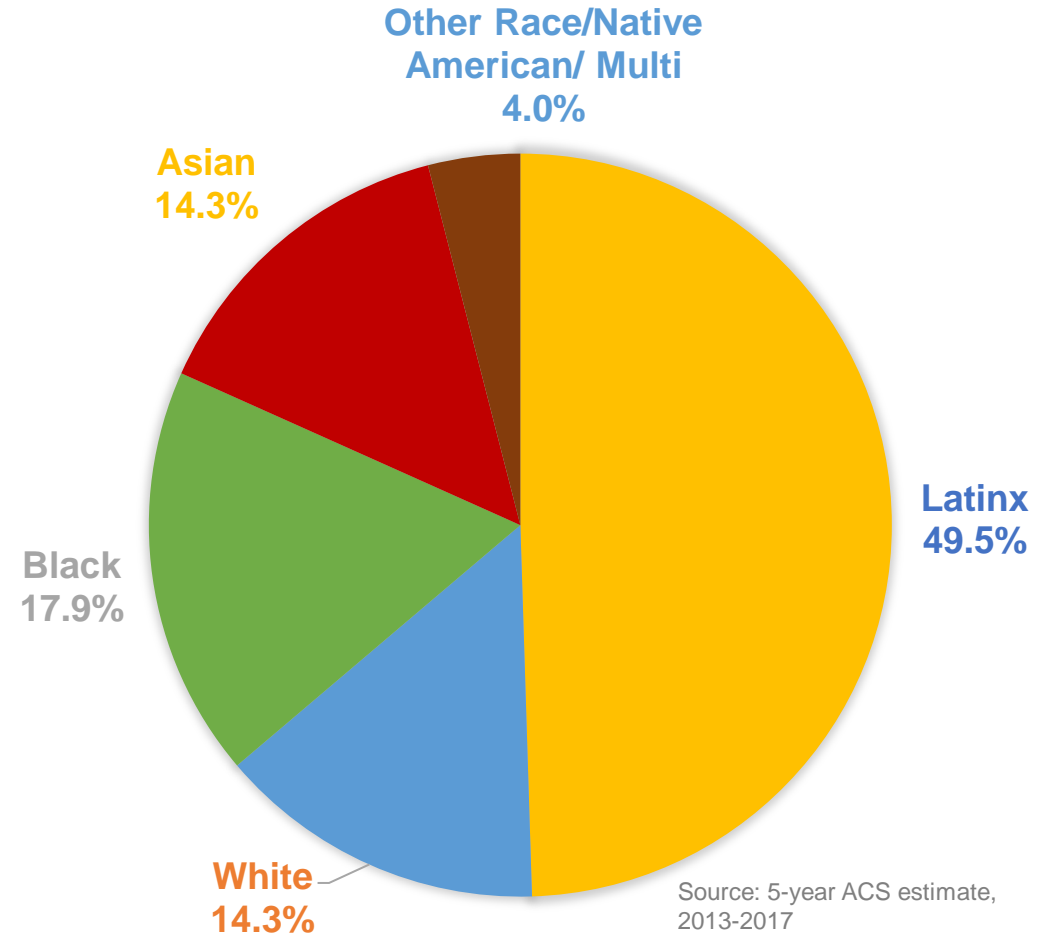
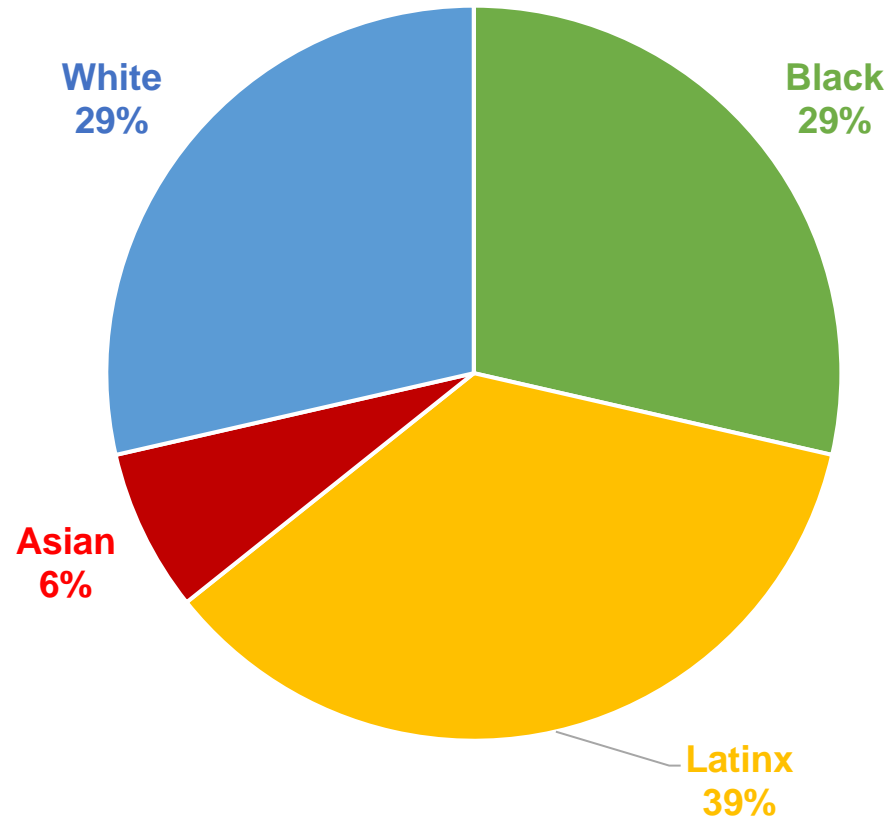
Composition of Path to Clean Air Community Steering Committee

Geographic Representation of CSC (left) Compared to Total Population in Preliminary CERP Boundary (right)



- North Richmond
- Montalvin Manor
- Tara Hills
- Other Unicorporated Contra Costa
- Richmond
- San Pablo

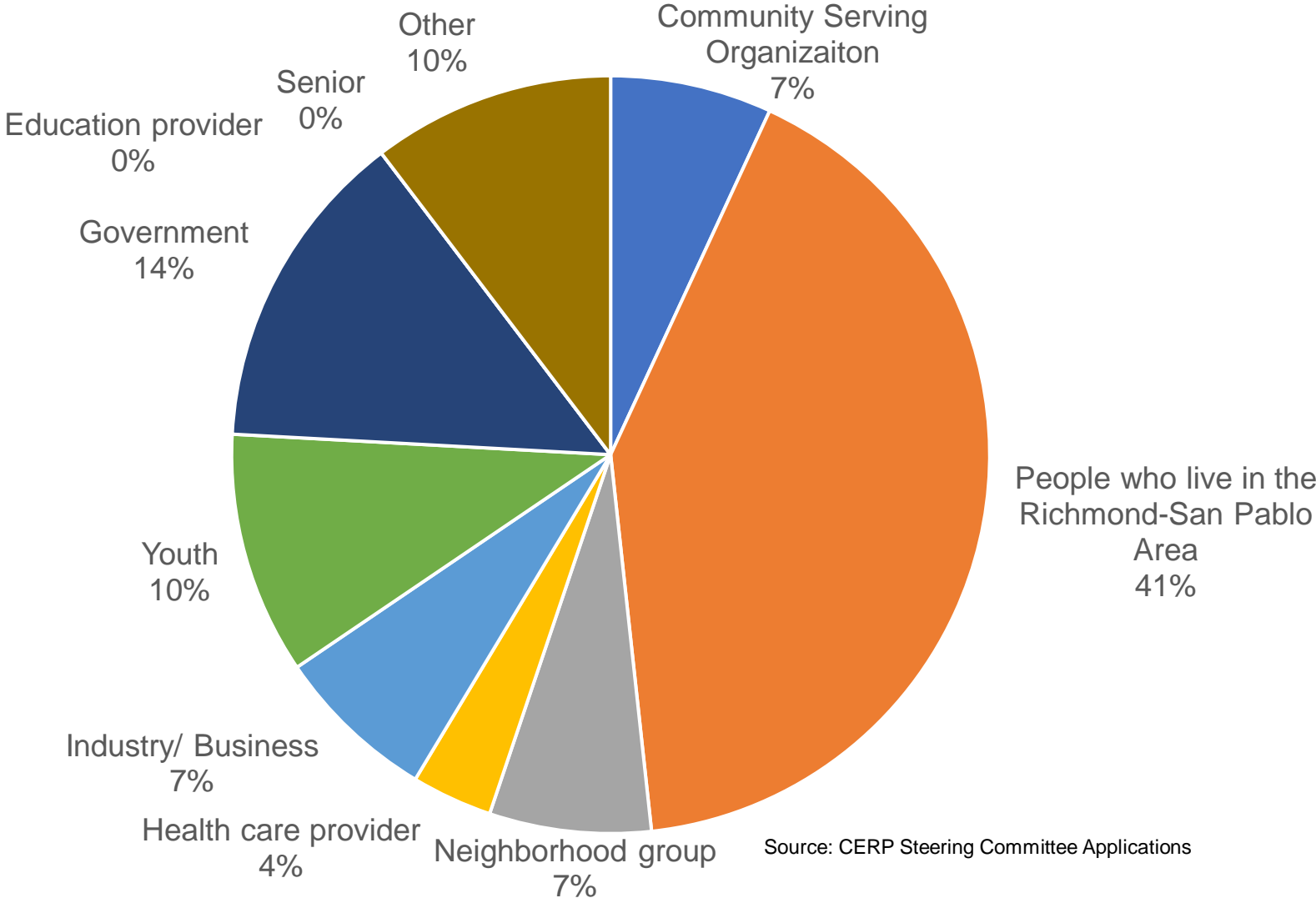
Racial/Ethnic Composition of CSC (left) Compared to Preliminary CERP boundary (right)



9

Source: 5-year ACS estimate, 2013-2017

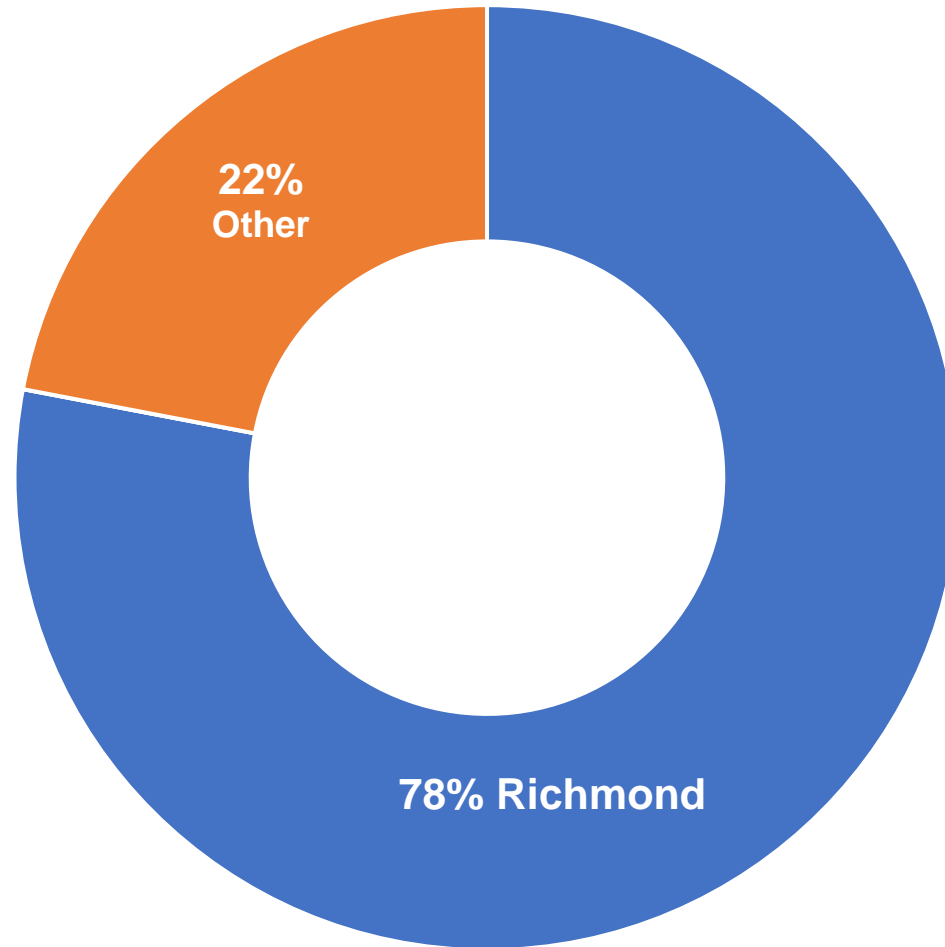
Current Sectors Represented on the CSC





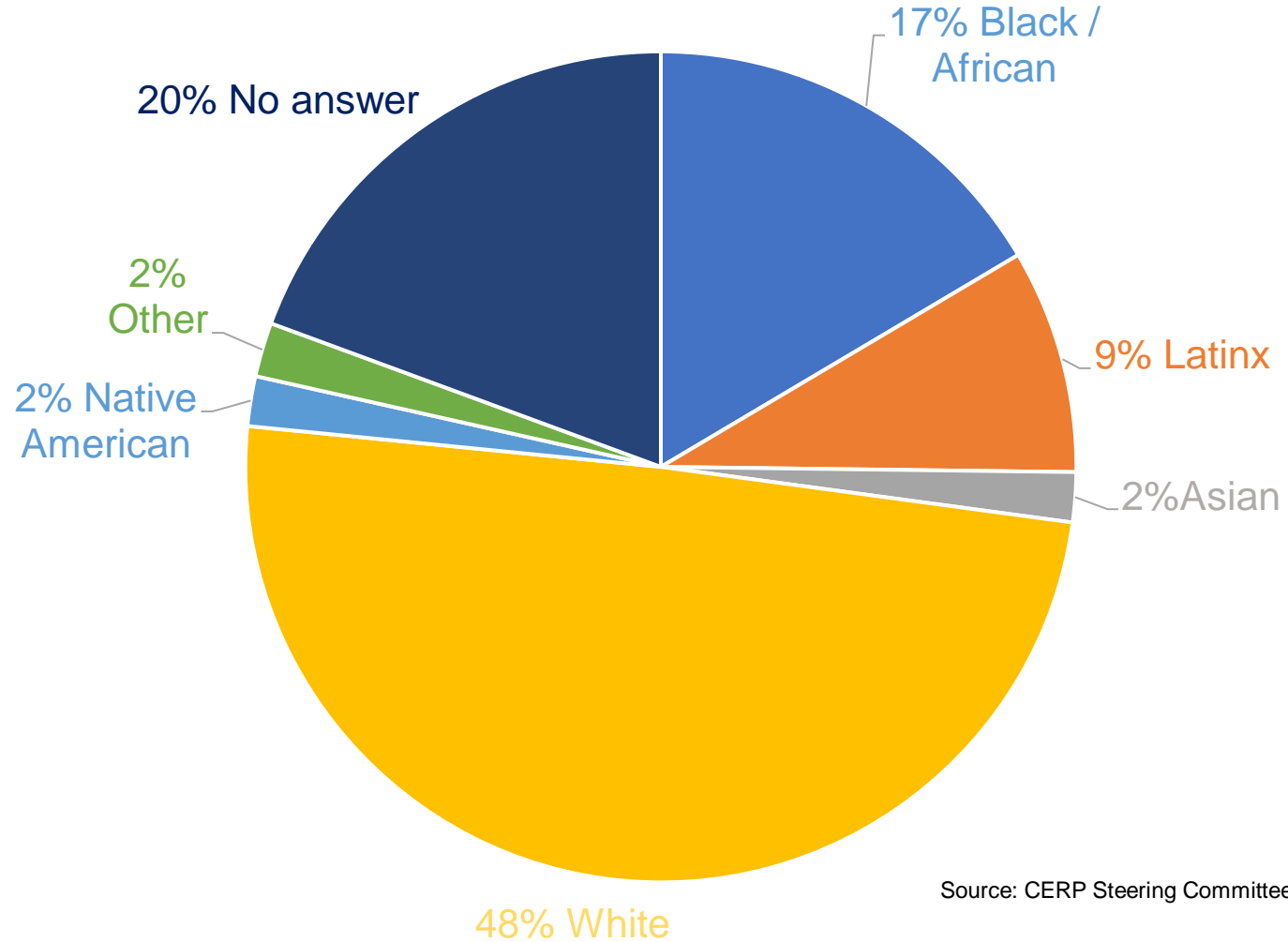
Composition of Existing Applicant Pool

Geographic Representation(n=41)



Source: CERP Steering Committee Applications

Racial/Ethnic Composition



Source: CERP Steering Committee Applications

CSC Recommendations



Address representation gaps through new member selection:

- More Latinx and Asian representation
- More young people
- Better representation from San Pablo
- Representation in areas most impacted by air pollution
- Balance of representation across the different Neighborhoods

Feedback Requested



Discussion on next steps and proposed process for replacing vacant seats and reserve candidates.