

Toxic Air Contaminant Control Programs

Annual Report 2026



Bay Area Air District



Table of Contents

EXECUTIVE SUMMARY.....	2
INTRODUCTION.....	3
FACILITY RISK REDUCTION PROGRAMS.....	4
AIR TOXICS HOT SPOTS PROGRAM.....	4
REGULATION 11, RULE 18.....	6
EVALUATING AIR TOXICS IN PERMITTING.....	10
Program Evolution.....	10
Current Assessment and Progress.....	10
CONTROL MEASURES.....	12
Airborne Toxic Control Measures.....	12
National Emission Standards for Hazardous Air Pollutants.....	13
Air District Toxics Control Regulations.....	13
AIR TOXICS EMISSIONS INVENTORY.....	15
AIR TOXICS AMBIENT AIR MONITORING.....	16
COMMUNITY HEALTH PROTECTION PROGRAMS.....	21
CONCLUSION.....	24
APPENDIX A – FACILITIES WITH APPROVED HRAs	
APPENDIX B – FACILITY RANKINGS AND REVIEW PHASES	



EXECUTIVE SUMMARY

This report summarizes efforts by the Bay Area Air Quality Management District (Air District) to evaluate and reduce public health risks from toxics air contaminants (TACs) in the Bay Area from April 2025 to March 2026. The work described in this report encompasses permitting, facility risk reduction programs, emissions inventory development, air monitoring, rule development, and community-focused initiatives, all of which support the Air District's goal of protecting public health, particularly in Overburdened Communities.

Under the Air Toxics Hot Spots (ATHS) Program, the Air District reviewed facility-reported emissions data and conducted health risk assessments (HRAs) to evaluate potential impacts to nearby communities. During the reporting period, 14 HRAs were completed, with additional assessments in progress. Based on finalized HRAs using current methodologies, no facilities were found to exceed thresholds requiring public notification or mandatory risk reduction.

Implementation of Regulation 11, Rule 18, *Reduction of Risk from Air Toxic Emissions at Existing Facilities*, progressed through updated facility prioritization and continued evaluation of high-risk facilities. As of December 2025, 35 facilities were identified in Phase I and 285 in Phase II. Key activities included advancement of a facility-wide HRA for Chevron Products Company and continued evaluation of Chemtrade West in Richmond. In March 2026, the Air District also released proposed amendments to Rule 11-18 and associated implementation procedures to improve program efficiency and accelerate risk reduction.

Through the permitting program, the Air District evaluated TAC emissions from new and modified sources. A total of 234 HRAs were received and 210 were completed during the reporting period, with approximately 27 percent of completed projects located in Overburdened Communities.

The Air District maintained its toxics emissions inventory, which compiles facility-reported data and supports regulatory analysis, air quality planning, and public transparency. This information is updated annually and made available through online tools, including the Facility Toxics Emissions and Prioritization Tool.

Air toxics monitoring efforts included region-wide long-term monitoring stations, targeted community monitoring projects, and expansion of near-source monitoring near refineries. Ongoing projects in communities such as East Oakland and Bayview-Hunters Point are improving understanding of localized exposures and informing future actions. Work is also underway to update the Air District's toxics monitoring strategy to support more targeted data collection.

The Air District also implemented incentive-based programs to reduce toxic emissions. The Air District administered grant and incentive programs and supported AB 617 community initiatives. In 2025, approximately \$113 million in funding was awarded to reduce emissions from heavy-duty equipment, with over 91 percent of funding directed to projects benefiting priority communities.

Together, these efforts reflect the Air District's work to identify, assess, and reduce toxic air pollution and to improve public health outcomes across the Bay Area.



INTRODUCTION

Since 1987, the Bay Area Air Quality Management District (Air District) has implemented programs to identify, evaluate, and reduce public health risks from toxic air contaminants (TACs). These efforts are grounded in California's Air Toxics "Hot Spots" (ATHS) Information and Assessment Act (AB 2588), which establishes a statewide framework for assessing and reducing health risks from TAC emissions.

Under AB 2588, facilities are required to report their TAC emissions, which are used by air districts to prioritize facilities based on potential health risk. Facilities with elevated risk may be required to conduct health risk assessments (HRAs), notify affected communities, and implement risk reduction measures. The Air District plays a key role in this process by reviewing emission inventories, conducting prioritization analysis, evaluating HRAs, and ensuring that facilities take appropriate actions to reduce health risks and protect nearby communities.

Beyond meeting statutory requirements, the Air District's toxics program includes a broad range of initiatives to further reduce emissions, improve transparency, and support communities disproportionately affected by air pollution. This report summarizes the Air District's implementation of AB 2588 and highlights additional efforts undertaken during the reporting period, from April 2025 through March 2026.

The Air District's toxics program includes the following key components:

Facility Risk Reduction Programs: Through implementation of the ATHS Program and Regulation 11, Rule 18, the Air District identifies facilities with potentially elevated health risks and works to reduce those risks while ensuring transparent communication with affected communities.

Evaluating Air Toxics in Permitting: This preconstruction review process ensures that new and modified sources meet strict health impact standards, with enhanced protection for overburdened communities.

Control Measures: The Air District implements federal, state, and local regulations, including Airborne Toxic Control Measures (ATCM), National Emission Standards for Hazardous Air Pollutants (NESHAPS), and Air District toxics control rules.

Emissions Tracking: The Air District maintains a comprehensive database of emissions from permitted and registered stationary sources. This information supports regulatory analysis and planning. The Air District has increased public transparency of this information through the development of the Facility Toxic Emissions and Prioritization tool introduced in 2024.

Air Toxics Ambient Air Monitoring: The Air District operates region-wide monitoring stations, conducts targeted community monitoring projects, and is expanding near-source monitoring near refineries to better understand localized air quality impacts and support data-driven decision-making.

Community Health Protection Initiatives: In addition to technical assessments, the program includes community-focused efforts through AB 617, collaborative initiatives in priority communities, and Air District grant and incentive programs.



FACILITY RISK REDUCTION PROGRAMS

AIR TOXICS HOT SPOTS PROGRAM

The Air Toxics Hot Spots (ATHS) Program, established by Assembly Bill (AB) 2588 in 1987, provides a statewide framework for identifying facilities with elevated toxic air contaminant (TAC) emissions, evaluating associated health risks, and informing affected communities.

Program Framework

Under the ATHS Program, industrial, commercial, and public facilities are required to report the types and quantities of TACs they emit. The Air District reviews this information annually to evaluate potential health impacts and determine whether further action is necessary.

The ATHS Program follows a process that includes emissions inventory reporting, facility prioritization, health risk assessment (HRA), public notification, and, where applicable, risk reduction. Based on this process, facilities are evaluated against established cancer and non-cancer health risk thresholds to determine appropriate next steps.

Facilities with health risks exceeding applicable thresholds are required to notify affected communities and may be subject to additional requirements to reduce risk. These requirements vary depending on the level of risk, as summarized in Table 1.

Table 1. AB2588 Program Notification and Risk Reduction Requirements

	Risk Level	Public Notification	Risk Reduction
Level 0	Cancer Risk < 10 in a million and Non-Cancer Hazard Index < 1	None	None
Level 1	Cancer Risk of 10-99 in a million or Non-Cancer Hazard Index of 1-9	Status letter to households & 1 public meeting	Voluntary
Level 2	Cancer Risk of 100-490 in a million or Non-Cancer Hazard Index of 10 or higher	Level 1 + explanation letters for higher risk areas & public meetings	Mandatory audit and source reduction, possible regulation
Level 3	Cancer Risk of 500 in a million or higher	Level 2 & quarterly public meetings	Mandatory audit and source reduction, possible regulation

ATHS Program Implementation

The ATHS Program is implemented through five key steps.

ATHS Program Implementation Process



Figure 1. ATHS Program Implementation

Emissions Inventory: Facilities report TAC emissions and operational data annually. The Air District uses this information to maintain emissions inventories, verify compliance, and comply with reporting requirements.

Facility Prioritization: Facilities are assigned a total prioritization score (the greater of cancer and non-cancer prioritization scores) based on emissions quantity, toxicity, and exposure to nearby populations. Facilities are classified as:

1. High Priority (PS ≥ 10): Potential for significant health risk
2. Intermediate Priority (PS ≥ 1 and PS < 10): Potential risk warranting further evaluation
3. Low Priority (PS < 1): Minimal risk requiring no further investigation

Health Risk Assessment: High-priority facilities are evaluated through HRAs to assess potential acute and chronic health impacts, consistent with the Office of Environmental Health Hazard Assessment's (OEHHA's) Risk Assessment Guidelines.

Public Notification: Facilities exceeding risk thresholds must notify affected households and workplaces and conduct at least one public meeting to explain HRA results.

Risk Reduction: Facilities with significant risk are required to conduct a risk reduction audit and implement measures to reduce risk, typically within five years. Voluntary, enforceable actions may also be used to reduce risk and improve facility status.



To improve transparency, the Air District developed the Facility Toxic Emissions and Prioritization tool, an interactive map displaying facility locations and prioritization scores. The tool is updated annually with the latest emissions and is available on the Air District's website¹.

Updates on Health Risk Assessments

Appendix A lists the facilities for which the Air District has conducted HRAs. Table A-1 in Appendix A lists the facilities in descending order of their cancer risks and Table A-2 in Appendix A lists the facilities in descending order by their non-cancer risks. The data in these tables is based on the Air District's 2024 permitted source inventory submitted to the California Air Resources Board (CARB)². The Air District has not confirmed, by a finalized HRA based on actual emissions, that any facilities have health impacts that are meeting or exceeding the public notification thresholds of 10 in a million cancer risk or 1.0 non-cancer hazard index. Therefore, no facilities are subject to public notification at this time.

One facility (San Francisco Hall of Justice, FID 19597), is reported with a cancer risk of exactly 10 in a million, and six facilities are reported with a non-cancer hazard index of exactly 1.0. These values reflect the use of conservative historical screening methods for diesel-fired emergency engines, which rounded results to threshold values rather than representing actual risk levels. These reported values were not intended to indicate that public notification thresholds were met or exceeded. Updated Air District policy now reports these risks below the thresholds (e.g., 9.9 in a million for cancer risk and 0.1 or less for hazard index) to more accurately reflect the low level of health impact. The reported values will be updated in a future reporting cycle.

During the reporting period from April 2025 through March 2026, the Air District completed 14 HRAs, with an additional two HRAs still in progress at the end of the period. A total of 17 HRAs were completed in 2025 under the AHS Program.

REGULATION 11, RULE 18

Building on the foundation of the AHS Program, which requires facilities to develop emissions inventories, conduct health risk assessments, and evaluate potential community health impacts, the Air District adopted Regulation 11, Rule 18, *Reduction of Risk from Air Toxic Emissions at Existing Facilities*, (Rule 11-18) on November 15, 2017. The rule is intended to reduce health risks from TAC emissions from existing facilities. Rule 11-18 establishes a local regulatory framework to prioritize facilities with elevated risk and require additional risk reduction actions. Under Rule 11-18, facilities that exceed established risk action levels must either reduce health risks below those levels or demonstrate that all significant sources of the risk are controlled using Best Available Retrofit Control Technology for Toxics (TBARCT).

¹ Bay Area Air Quality Management District (Air District), *Facility Toxic Emissions and Prioritization Tool*, available at: <https://www.baaqmd.gov/en/about-air-quality/emission-inventory/toxic-air-contaminants/toxic-mapping-tool>

² Air District, *Toxics Air Contaminants*, available at: <https://www.baaqmd.gov/en/about-air-quality/emission-inventory/toxic-air-contaminants>



Framework

Rule 11-18 Process Flow Diagram

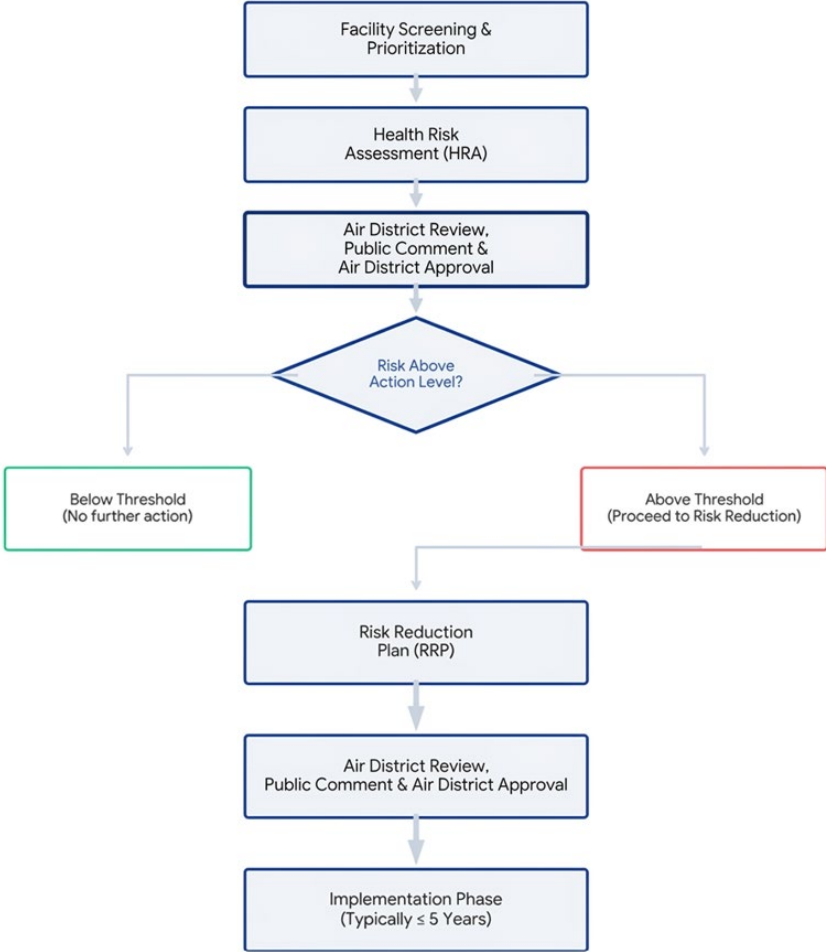


Figure 2. Rule 11-18 Process Flow

As shown in Figure 2, the Rule 11-18 process begins with facility screening and prioritization. Facilities are assigned to phased review groups based on their prioritization scores, which reflect potential health risk. Table 2 summarizes the criteria used to categorize facilities into each review phase.



Table 2. Facility Review Phases

Review Phase	Prioritization Score Thresholds
Phase I Facilities	High Priority with cancer PS \geq 250 or High Priority with non-cancer PS \geq 10
Phase II Facilities	High Priority with cancer PS \geq 10 and PS $<$ 250 or Intermediate Priority with non-cancer PS \geq 1 and PS $<$ 10
Phase III Facilities	High Priority Industry-Wide Facilities ³ PS \geq 10 and PS $<$ 250

For prioritized facilities, the Air District requires preparation of a HRA in accordance with Air District and OEHHA guidelines. The HRA quantifies cancer risk, non-cancer chronic and acute hazard indices, and identifies the primary contributors to facility risk. Results are compared against Rule 11-18 risk action levels to determine next steps. Facilities with risks below applicable thresholds require no further action, while those exceeding one or more thresholds must proceed to risk reduction.

Facilities subject to risk reduction must prepare a Risk Reduction Plan (RRP) identifying feasible measures to reduce risk within a defined timeframe. These measures include operational changes, emission controls, or installation of Best Available Retrofit Control Technology for Toxics (TBARCT). The Air District reviews the RRP, including technical evaluation, public notification, and an opportunity for public comment, prior to approval with enforceable conditions.

Following approval, facilities enter the implementation phase, during which risk reduction measures are installed and verified, typically within five years depending on facility-specific considerations. Through this process, Rule 11-18 ensures that facilities with elevated health risks are identified and required to take action to reduce impacts on surrounding communities.

Implementation Progress

The Air District updates facility prioritization scores annually to reflect the most current emissions and risk information. The most recent facility list, published in December 2025, identifies 35 facilities in Phase I and 285 facilities in Phase II.

The Air District continued to make progress implementing Rule 11-18 during this reporting period, with several key milestones achieved through risk assessment and community engagement efforts.

- The Air District conducted its fourth and fifth Regular Meetings on July 02, 2025, and January 14, 2026, fulfilling requirements under a settlement agreement with Communities for a Better Environment. The meeting addressed Rule 11-18 implementation updates, Rule 11-18 amendment updates, and progress on web transparency.
- The Air District expects to complete a preliminary facility-wide HRA for Chevron Products Company (Facility ID 10) by summer 2026. A copy of the preliminary HRA will be released to the facility and the public for a 90-day review and comment period. The preliminary HRA will incorporate results from aromatics sampling and analysis of heavy liquid materials conducted

³ Rule 11-18 exempts gasoline dispensing facilities (GDF) and facilities with only emergency standby diesel engines unless the facility prioritization score equals or exceeds 250. Any high priority GDFs and emergency diesel engine facilities with prioritization scores between 10 and 250 are classified as industry-wide facilities and will be evaluated later, during review Phase III, under the AHS program.



and completed by Chevron Products Company on August 14, 2025. As a next step, the Air District will consider comments received from both the facility and the public on the preliminary HRA results before finalizing and approving the HRA.

- The Air District resumed its evaluation of Rule 11-18 applicability for Chemtrade West US LLC (Facility ID 23) in Richmond using a toxic emissions inventory based on 2022 emissions data. On March 16, 2026, the Air District provided Chemtrade with the draft 2022 toxic emissions inventory and release data along with a Rule 11-18 HRA modeling protocol. The protocol describes the procedures and assumptions that will be used to conduct a site-wide HRA. Chemtrade was requested to review the emissions inventory, provide corrections as needed, and return the revised data within 60 days. Following receipt and review of the updated emissions information, the Air District will finalize the emissions inventory and proceed with the facility-wide HRA to determine if the facility exceeds Rule 11-18 risk action levels.

Rule 11-18 Amendments

The Air District continues to refine the Rule 11-18 program through strategic improvements and stakeholder engagement. These efforts reflect the Air District's commitment to continuously improving health risk management strategies.

On March 18, 2026, the Air District published proposed amendments to Rule 11-18 and proposed updates to the Rule 11-18 Implementation Procedures for public review and comment. The Air District Board of Directors will conduct a public hearing to consider the adoption of the proposed amendments to Rule 11-18 and the proposed updates to the Rule 11-18 Implementation Procedures. These amendments aim to expedite the HRA approval step, as well as to make other changes that would improve the implementation efficiency of Rule 11-18. These amendments focus on measures aimed at accelerating risk reduction and on improving program efficiency to implement the requirements of Rule 11-18 as soon as feasible. The proposed amendments are expected to expedite not only the overall implementation of Rule 11-18 but also the reduction of toxic emissions and health risks from affected facilities.

This regulatory proposal follows previous Air District work on rule amendments and Implementation Procedure updates. The Air District released draft revised Rule 11-18 Implementation Procedures and a Rule 11-18 Concept Paper outlining potential regulatory amendments for public review and comment in December 2023 and held a public workshop to solicit feedback in February 2024. In April 2024, the Air District revised the Implementation Procedures document and made available a response to comments on both the draft Implementation Procedures document and Concept Paper. The Air District then published draft amendments to Rule 11-18 and draft updates to the Rule 11-18 Implementation Procedures for public review and comment in August 2025 and held a public workshop to solicit feedback in October 2025. Staff reviewed and considered all feedback received on the draft materials in the further development of the regulatory proposal.



EVALUATING AIR TOXICS IN PERMITTING

Program Evolution

Since its inception in 1987, the Air District's Air Toxic New Source Review (NSR) Program has continuously refined its approach to managing TACs, with significant milestones including:

- 2001: Adding diesel engine exhaust particulate matter to TAC assessments
- 2005: Adopting Rule 2-5, strengthening conformity with state guidelines
- 2010: Incorporating new TACs and Age Sensitivity Factors to enhance protection for children
- 2017: Updating health effects values, addressing cumulative impacts, and creating a hybrid procedure for gas station emissions
- 2021: Implementing a lower cancer risk limit for overburdened communities and increasing the project lookback period to five years to address cumulative impacts.

The program's stringency has increased through two primary mechanisms:

1. Updated HRA methodology
2. Reduced risk action levels

Notably, the current methodology results in health risk calculations 1.5 to 3 times higher than 2005 methods resulting in overall allowable project emission rates decreasing to less than half of those permitted in the 1990s.

Current Assessment and Progress

The Air District evaluates potential TAC emissions from proposed projects. If emissions exceed the screening levels in Table 2-5-1 of Regulation 2-5, an HRA is required. HRAs use air dispersion modeling guidance from OEHHA, to estimate cancer risk and non-cancer health impacts from the project. A project includes all sources in a permit application plus related sources permitted within the last 5 years. Analyses may range from conservative screening-level evaluations to refined assessments.

Air District regulations prohibit approval of a project if the HRA shows risk exceeding the following:

- 6.0 in a million cancer risk for projects located in Overburdened Communities (as defined in Regulation 2-1)
- 10 in a million cancer risk for projects located outside of Overburdened Communities
- 1.0 chronic hazard index
- 1.0 acute hazard index

In practice, when initial results exceed these thresholds, the Air District works with applicants to reduce risk and achieve compliance. This may include lowering throughput, limiting operating hours, improving source configuration, or installing more effective emission controls

The following table presents HRA statistics for the reporting period of April 2025 through March 2026 including the number of HRAs received and completed, with identification of projects located in Overburdened Communities.

**Table 3. Health Risk Assessment Statistics for April 2025 through March 2026**

	HRAs Received	HRAs Completed	Projects in OBC	Percentage of Completed Projects in OBC	Site-wide Projects	Percentage of Completed Site-wide Projects
2025 Quarter 2 (April – June)	56	56	19	34%	27	48%
2025 Quarter 3 (July – September)	82	82	29	34%	39	48%
2025 Quarter 4 (October – December)	45	45	9	18%	19	42%
2026 Quarter 1 (January – March)	51	29	16	14%	30	35%
Total	234	210	73	27%	115	44%

In addition to conducting project-level health risk assessments, the Air District participates in regional and statewide efforts to improve and standardize TAC control approaches. These efforts promote regulatory consistency across jurisdictions and strengthen implementation of the New Source Review program.

California Air Pollution Control Officers Association Engineering Managers and Toxics Air Risk Managers Committee Meeting and Engineering & Toxics Symposium

In October 2025, the Air District participated in a two-day symposium held at the Air District Headquarters in San Francisco. The symposium provided a valuable forum for knowledge exchange among air quality agencies throughout California. Air District staff contributed meaningful updates on several initiatives, including updates on the ongoing composting workgroup and refinery emission reporting uniformity efforts.

Air District staff showcased the latest updates to the Air District's permitting tracking system, a key tool in measuring the current efforts to improve permit efficiency. The symposium featured presentations from partner agencies covering topics such as CARB's Technology Clearinghouse and development of training for health risk assessments.



CONTROL MEASURES

Airborne Toxic Control Measures

The primary mechanism for the development of retrofit air toxics control measures in California has been through the Toxic Air Contaminant Act, which was enacted in 1983 with the passage of AB-1807. Under this legislation, Airborne Toxic Control Measures (ATCMs) adopted by CARB are implemented and enforced by the local air districts. Seventeen statewide ATCMs for stationary sources and one statewide ATCM for portable sources have been implemented in the Bay Area and are listed in Table 4.

Table 4. Airborne Toxic Control Measures

Regulation	ATCM	Date Adopted and Last Amended
17 CCR 93101	Benzene ATCM for Retail Service Stations	05/13/1988
17 CCR 93102	Hexavalent Chromium ATCM for Decorative and Hard Chrome Plating and Chromic Acid Anodizing Operations	02/18/1988
17 CCR 93102.16		05/25/2023
17 CCR 93101.5	ATCM for Thermal Spraying	12/09/2004
17 CCR 93103	Chromate Treated Cooling Towers	03/09/1989
17 CCR 93104	Dioxins ATCM for Medical Waste Incinerators	07/13/1990
17 CCR 93105	Asbestos ATCM for Construction, Grading, Quarrying, and Surface Mining Operations	07/26/2001
17 CCR 93106	Asbestos ATCM for Surfacing Applications	04/12/1990 07/20/2000
17 CCR 93107	ATCM for Emissions of Toxic Metals from Non-Ferrous Metal Melting	01/14/1993
17 CCR 93108 17 CCR 93108.5	Ethylene Oxide ATCM for Sterilizers and Aerators Parts 1 & 2	05/21/1998
17 CCR 93109	ATCM for Emissions of Perchloroethylene from Dry Cleaning Operations	10/14/1993 01/25/2007
17 CCR 93110	Environmental Training Program Regulation for Perchloroethylene Dry Cleaning Operations	10/14/1993
17 CCR 93111	ATCM for Emissions of Chlorinated Toxic Air Contaminants from Automotive Maintenance and Repair Activities	04/27/2000
17 CCR 93112	ATCM for Emissions of Hexavalent Chromium and Cadmium from Motor Vehicle and Mobile Equipment Coatings	09/20/2001
17 CCR 93113	ATCM to Reduce Emissions of Toxic Air Contaminants from Outdoor Residential Waste Burning.	02/21/2002
17 CCR 93114	ATCM to Reduce Particulate Emissions from Diesel-Fueled Engines -- Standards for Nonvehicular Diesel Fuel	07/24/2003
17 CCR 93115	ATCM for Stationary Compression Ignition Engines	02/26/2004 10/21/2010
17 CCR 93116	ATCM for Diesel Particulate Matter from Portable Engines Rated at 50 Horsepower and Greater	02/26/2004 11/16/2017
17 CCR 93120	ATCM to Reduce Formaldehyde Emissions from Composite Wood Products	04/26/2007



National Emission Standards for Hazardous Air Pollutants

The Air District continues to enforce National Emission Standards for Hazardous Air Pollutants (NESHAPs)⁴ established by the U.S. Environmental Protection Agency (EPA), which are frequently referred to as Maximum Achievable Control Technology (MACT) Standards. These federal regulations primarily target emissions control at facilities classified as “major sources” of hazardous air pollutants (HAPs). Facilities qualify as major sources when they emit, or have the potential to emit, 10 tons or more of any single HAP annually, or 25 tons or more of combined HAPs per year. The Air District must implement and enforce all MACT Standards, or alternative rules that provide equal or greater stringency. In recent years, U.S. EPA has expanded NESHAP regulations to include smaller “area sources” (facilities with HAP emissions below major source thresholds).

Air District Toxics Control Regulations

In addition to enforcing ATCMs and NESHAPs, the Air District adopts regulations to control toxic emissions from local sources of concern. Usually, the Air District's toxic control rules are identified under Air District Regulation 11, Hazardous Pollutants. However, toxic emission control measures may also be included in other regulations, such as Air District Regulation 6, Particulate Matter or Air District Regulation 9, Inorganic Gaseous Pollutants, when toxic emission limits are included with other particulate or inorganic gas rule amendments. A complete list of current Air District toxic regulations are summarized in Table 5.

Table 5. Air District Regulations for Toxics Emissions

Regulation	Title and Applicability	Date Adopted and Last Amended
Reg. 6, Rule 5	Particulate Emissions from Refinery Fluidized Catalytic Cracking Units – Limits PM, sulfur dioxide, and ammonia emissions from fluidized catalytic cracking units located at refineries	12/15/2015 11/03/2021
Reg. 9, Rule 2	Hydrogen Sulfide – Limits ground level concentrations of hydrogen sulfide at any location outside of the property line where the emissions occur	03/17/1982 10/06/1999
Reg. 9, Rule 13	Nitrogen Oxides, Particulate Matter, and Toxic Air Contaminants from Portland Cement Manufacturing Operations - Limits NOx, PM, total hydrocarbons, and TACs (ammonia, dioxins/furans, hydrogen chloride, and mercury) from Portland Cement Manufacturing Operations	09/19/2012 10/19/2016
Reg. 11, Rule 1	Lead – Limits daily emissions and ground level concentrations of lead	03/17/1982
Reg. 11, Rule 2	Asbestos Demolition, Renovation and Manufacturing – Controls emissions of asbestos during demolition, renovation, milling, and manufacturing and establishes control measures for asbestos waste disposal operations	12/15/1976 10/7/1998
Reg. 11, Rule 3	Beryllium – Limits beryllium emissions from incineration and beryllium processing operations	03/17/1982

⁴ U.S. Environmental Protection Agency, National Emission Standards for Hazardous Air Pollutants (NESHAP), <https://www.epa.gov/stationary-sources-air-pollution/national-emission-standards-hazardous-air-pollutants-neshap-8>.



Reg. 11, Rule 4	Beryllium Rocket Motor Firing – Limits beryllium emissions from rocket motor test sites	03/17/1982
Reg. 11, Rule 5	Mercury – Limits mercury emissions from plants processing mercury ore and from sludge incineration and sludge drying plants	
Reg. 11, Rule 6	Vinyl Chloride – Limits vinyl chloride from plants producing vinyl chloride, polymers containing vinyl chloride, or ethylene dichloride	04/21/1982
Reg. 11, Rule 7	Benzene – Limits emissions from pumps, compressors, valves, pressure relief devices, flanges, other connectors, and any associated abatement equipment from components handling fluids containing 10% benzene or more	05/15/1985
Reg. 11, Rule 8	Hexavalent Chromium – Replaced by Hexavalent Chromium ATCM for Decorative and Hard Chrome Plating and Chromic Acid Anodizing Operations	07/20/1998 11/4/1998
Reg. 11, Rule 9	Ethylene Oxide Sterilizers – Replaced by Ethylene Oxide ATCM for Sterilizers and Aerators Parts 1 & 2	11/01/1989 05/17/2000
Reg. 11, Rule 10	Hexavalent Chromium Emissions from All Cooling Towers and Total Hydrocarbon Emissions from Refinery Cooling Towers – Prohibits use of hexavalent chromium chemicals in cooling towers and sets total hydrocarbon leak standards and monitoring requirements for refinery cooling towers	11/15/1989 11/03/2021
Reg. 11, Rule 11	National Emission Standard for Benzene Emissions from Coke By-Product Recovery Plants and Benzene Storage Vessels – Adopted by Reference to EPA NESHAP: 40 CFR Part 60, Subparts L and Y	07/18/1990
Reg. 11, Rule 12	National Emission Standard for Benzene Emissions from Benzene Transfer Operations and Benzene Waste Operations – Adopted by Reference to EPA NESHAP: 40 CFR Part 60, Subparts BB and FF	07/18/1990
Reg. 11, Rule 13	Medical Waste Incinerators – Limits dioxin and furan emissions from medical waste incinerators	01/16/1991
Reg. 11, Rule 14	Asbestos-Containing Serpentine – Prohibits use of asbestos-containing serpentine in road surfacing materials	07/17/1991
Reg. 11, Rule 15	Airborne Toxic Control Measure for Emissions of Toxic Metals from Non-ferrous Metal Melting – Adopted by reference to ATCM for Emissions of Toxic Metals from Non-Ferrous Metal Melting	04/06/1994
Reg. 11, Rule 16	Perchloroethylene and Synthetic Solvent Dry Cleaning Operations – Prohibits use of halogenated solvents (including perchloroethylene, 1,1,1-trichloroethane, and trichlorotrifluoroethane) in dry cleaning operations	12/21/1994 03/04/2009
Reg. 11, Rule 17	Limited Use Stationary Compression Ignition (Diesel) Engines in Agricultural Use – Limits use of diesel engines for agricultural operations	05/18/2011
Reg. 11, Rule 18	Reduction of Risk from Air Toxic Emissions at Existing Facilities – Requires risk reductions for facilities determined to have health risks exceeding risk action levels	11/15/2017

The Air District continues to update existing rules and adopt new rules to control toxic emissions. Some of the recent work includes:



Regulation 11, Rule 18: The Air District is currently enhancing its Rule 11-18 Facility Risk Reduction Program⁵. As of April 2024, the Implementation Procedures document has been updated. Additionally, proposed amendments to Rule 11-18 and proposed updates to Rule 11-18 Implementation Procedures were published in March 2026, and the Air District Board of Directors will conduct a public hearing to consider the adoption of the proposed materials. These amendments focus on measures aimed at accelerating risk reduction and on improving program efficiency to implement the requirements of Rule 11-18 as soon as feasible.

Regulation 6, Rule 4: The Air District released a white paper in July 2024 as the first phase in evaluating potential regulatory amendments to Regulation 6, Rule 4, *Particulate Matter, Metal Recycling and Shredding Operations*⁶. This document discusses impacts associated with metal shredding and recycling operations and explores potential strategies for impact reduction. In mid-2025, the Air District held two public workshops to provide the public with an opportunity to learn about, discuss, and comment on potential changes to Regulation 6, Rule 4 being evaluated. The Air District is continuing to develop potential amendments to Regulation 6, Rule 4.

AIR TOXICS EMISSIONS INVENTORY

The Air District maintains a database of permitted and registered facilities and their associated toxic air contaminant emissions in the Bay Area. Emissions are quantified through direct source testing or estimated using engineering calculations based on process throughput and source-specific emission factors. The TAC inventory characterizes routine, predictable emissions and does not include accidental releases or emissions from extreme events outside normal facility operations. The Air District reviews and verifies data submitted by regulated facilities before including them in the inventory. TAC inventories are updated annually and published on the Air District's website for public access. Since 2024, the web-based tool, Facility Toxic Emission and Prioritization Tool, is available to the public to access facility emissions and prioritization scores in their communities through an interactive map.

The Air District continuously improves its emissions inventories to better understand the processes and industries that emit pollutants in the Bay Area. These inventories provide critical information to support rule development, regional air quality modeling, enforcement actions, local air quality assessments, and monitoring programs. The TAC inventory, together with the regional inventories of criteria air pollutants (CAP) and greenhouse gases (GHG), is periodically submitted to CARB to support statewide air quality planning and strategies that protect public health and the environment.

The following inventories are available on the Air District's website:

⁵ Air District, Regulation 11, Rule 18: Risk from Air Toxic Emissions at Existing Facilities, available at: <https://www.baaqmd.gov/rules-and-compliance/rules/regulation-11-rule-18-reduction-of-risk-from-air-toxic-emissions-at-existing-facilities>.

⁶ Air District, Regulation 6, Rule 4: Metal Recycling and Shredding Operations, available at: <https://www.baaqmd.gov/en/rules-and-compliance/rules/reg-6-rule-4--metal-recycling-and-shredding-operations>.



- Emissions Lookup Tool⁷ and Regional CAP Inventor report presents the contribution of each criteria air pollutant by sector and year from 1990 to 2040.⁸
- Facility-level TAC emissions by county and city for each year from 2003 through 2024 are available through the Air District's Toxic Air Contaminants webpage.⁹
- Regional GHG inventory and dashboard are available for base year 2023.¹⁰

AIR TOXICS AMBIENT AIR MONITORING

The Air District measures the concentrations of air toxics in ambient air as part of several monitoring programs, including air monitoring stations to track region-wide long-term trends, refinery community air monitoring, and short-duration targeted air monitoring projects to assess localized impacts in overburdened communities. These air monitoring programs are designed to improve the information about the sources of emissions in the Bay Area, their influence on air toxics concentrations over time, and their air quality impacts on nearby communities.

Region-wide Long-Term Air Monitoring Stations

The Air District operates 20 long-term air monitoring stations that measure the 24-hour average concentrations of 22 volatile organic compounds (VOCs) that are also TACs. These stations are designed to characterize air toxics levels across the Bay Area, accounting for diverse emission sources and their impact on various locations, including overburdened communities. In the Bay Area, these measured TACs are emitted at significant levels, and can contribute to the production of other harmful pollutants such as ozone.

Two of the Air District's long-term air monitoring stations measure additional TACs as a part of CARB's statewide air toxics air monitoring program (see the Air District's Annual Monitoring Network Plan¹¹ for details)

Given the extensive historical records at many of these air monitoring stations, these data are useful for examining long-term TAC trends. As an example, Figure 3 shows that the annual average concentrations of benzene (a well-known carcinogen emitted from fuel combustion, evaporation of fuels or solvents, and other sources), have decreased considerably since the 1980s. Prior to the mid-1990s, annual average concentrations were typically above 1 ppb, and currently concentrations are typically below 0.25 ppb, however this progress has slowed in more recent years. For reference, the chronic and 8-hour inhalation Reference Exposure Level (REL) established by OEHHA is 1 ppb. Concentration data of benzene and other measured TACs from long-term air monitoring stations also provide a better understanding of important emissions sources such as wildfires. Figure 4 shows 24-

⁷ Air District, Emissions Lookup Tool, available at: <https://www.baaqmd.gov/en/about-air-quality/emission-inventory/emissions-lookup-tool>.

⁸ Air District, *Criteria Air Pollutants Emissions Inventory*, available at: <https://www.baaqmd.gov/en/about-air-quality/emission-inventory/criteria-air-pollutants>

⁹ Air District, Toxic Air Contaminants, available at: <https://www.baaqmd.gov/en/about-air-quality/emission-inventory/toxic-air-contaminants>.

¹⁰ Air District, Climate Forcing Pollutants (Greenhouse Gas) Emissions Inventory, available at: <https://www.baaqmd.gov/en/about-air-quality/emission-inventory/climate-forcing-pollutants>.

¹¹ Air District, Ambient Air Monitoring Network Plans, available at: <https://www.baaqmd.gov/en/about-air-quality/air-quality-measurement/ambient-air-monitoring-network>.



hour average benzene measurements with some wildfire days resulting in concentrations exceeding the chronic and 8-hour REL of benzene.

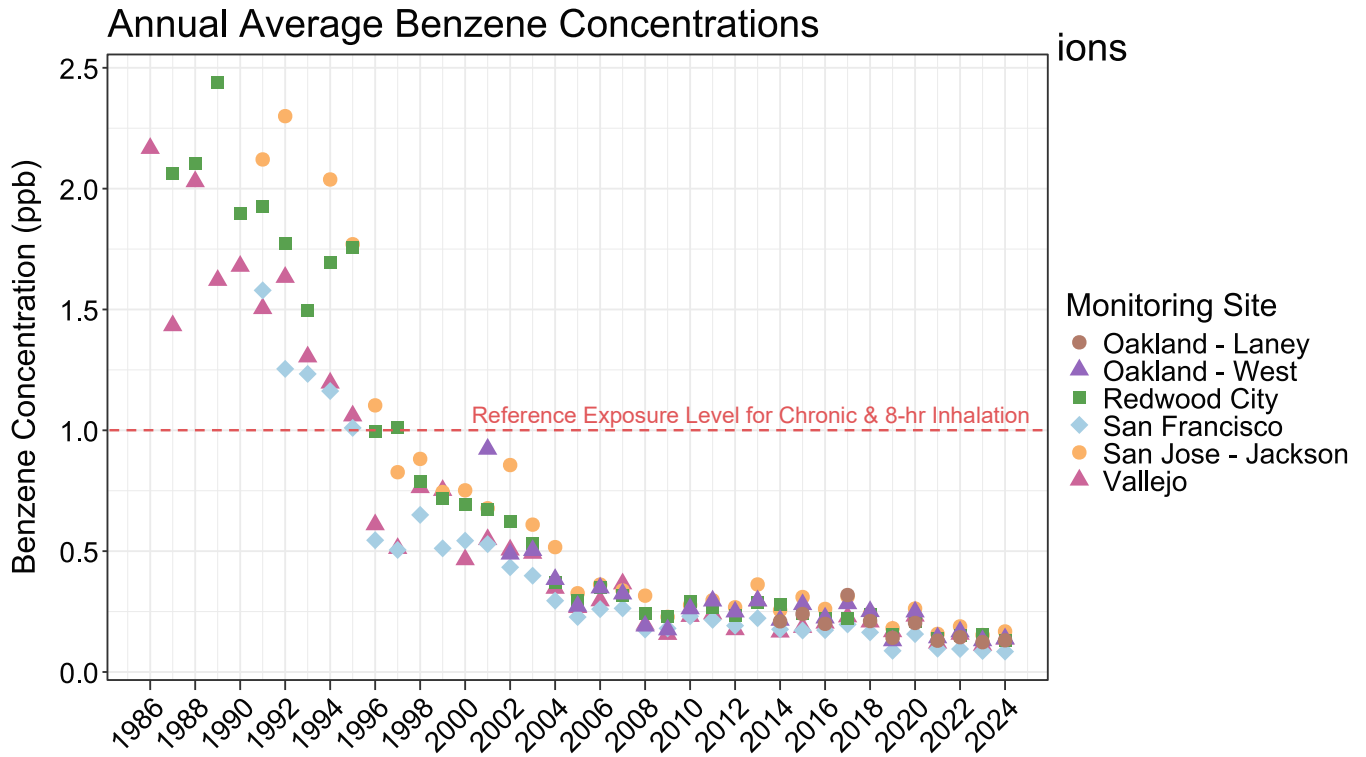


Figure 3. Trends in annual average benzene concentrations at selected Air District monitoring sites. Note that different monitoring sites have different periods of record.



Daily 24-Hour Benzene Concentrations, 2015-2024

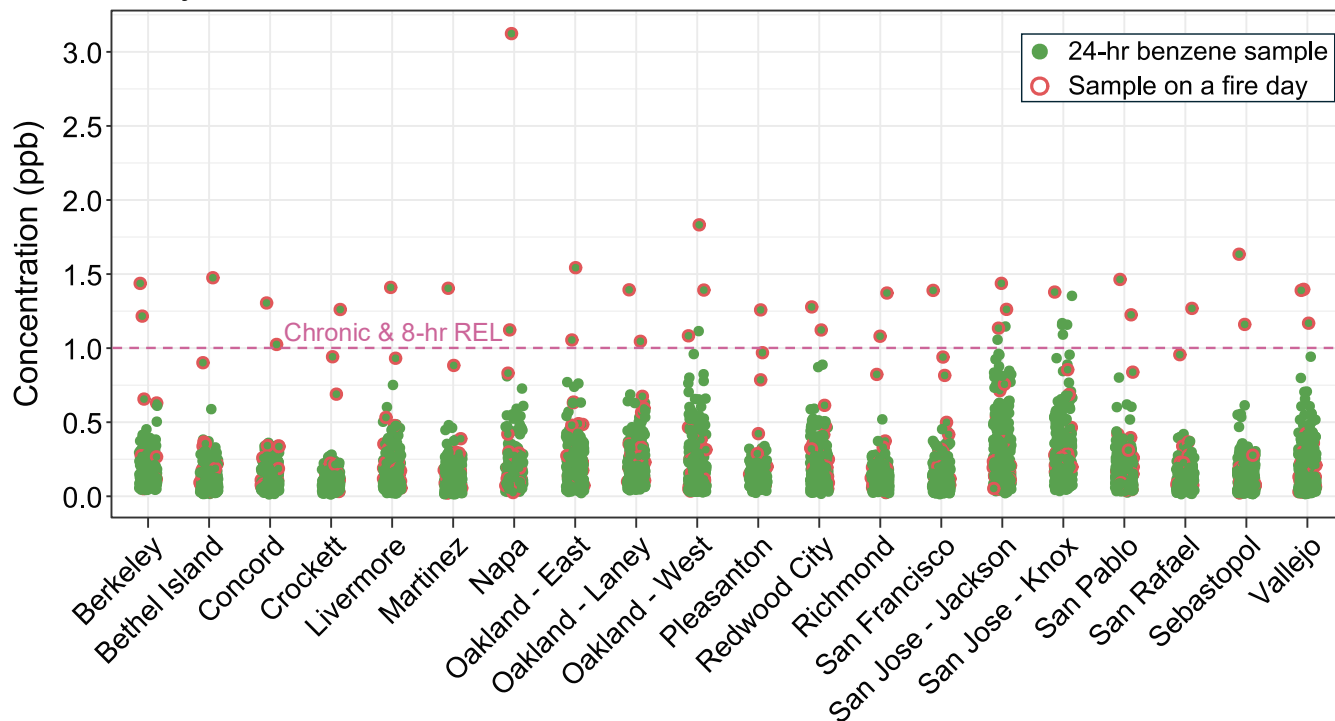


Figure 4. Daily 24-hour average benzene concentrations at current Air District air toxics monitoring sites from 2015 to 2024.

The data for the long-term air toxics ambient air monitoring network are uploaded to EPA's Air Quality System (AQS) database¹².

Refinery Community Air Monitoring Program

The Air District is in the process of expanding the air monitoring of TACs and other pollutants in communities near large stationary sources of air pollution, initially prioritizing refineries as part of the Refinery Community Air Monitoring Program¹³. This monitoring is intended to help better understand near-source impacts that are not well captured by the Air District's long-term air monitoring network. Expanded air monitoring efforts will use methods that make data available in near real-time, and the collected data will provide the public with additional information about air quality conditions near these facilities, supporting analysis of air quality trends and other assessments. Monitoring operations for continuous measurements under this program will begin at the San Pablo monitoring site, near the Chevron Refinery, by the end of 2026. Expanding the Benicia site near Valero to include real-time TAC monitoring, and the design and planning for the other monitoring sites near the Phillips 66, MRC, and Marathon refineries is ongoing.

¹² U.S. Environmental Protection Agency, Outdoor Air Quality Data (Air Quality System), available at: <https://www.epa.gov/outdoor-air-quality-data>.

¹³ Air District, Refinery Community Air Monitoring Plan, available at: https://www.baaqmd.gov/~media/files/technical-services/community-air-monitoring/01_refinery-camp-v7-mainapp-a-pdf.pdf.



Community Air Quality Investigations

In addition to the air toxics ambient air monitoring at long-term air monitoring stations, the Air District uses a variety of methods to measure the concentrations of air toxics at other locations in the Bay Area for shorter duration studies. These special air monitoring projects¹⁴ may have a variety of objectives for gathering data, such as:

- Identifying and characterizing emissions crossing a facility fenceline,
- Determining the impacts of facility emissions on nearby communities,
- Assessing cumulative impacts of multiple sources of air pollution on overburdened communities, and
- Collecting more information about the local-scale variation in the levels of specific pollutants

The Air District builds out capacity for community and source-oriented monitoring efforts using monitoring approaches, such as shorter-term mobile and stationary monitoring projects, that can provide more targeted data to inform certain air quality issues. Ongoing and upcoming efforts to conduct more localized, source-oriented air monitoring studies of air toxics in the Bay Area include the following:

East Oakland

The Air District, in partnership with Communities for a Better Environment (CBE), is conducting an air monitoring project in East Oakland¹⁵ to collect data to inform the development of effective strategies for reducing air pollution exposure and emissions in the community. The Air District used its air monitoring van to conduct mobile air monitoring of selected VOCs (some of which are TACs) and particulate matter characteristics near key pollution sources of concern and community assets prioritized by the community (see Figure 5). Data analysis is ongoing and air quality issues identified in the mobile monitoring data are being referred to Air District programs for follow-up investigations. This project is expected to be completed by June 2026, and findings will be shared in several formats, including an interactive StoryMap, a technical support document, and a downloadable dataset.

¹⁴ Air District, Special Air Monitoring Projects, available at: <https://www.baaqmd.gov/en/about-air-quality/air-quality-measurement/special-air-monitoring-projects>.

¹⁵ Air District, Community Air Monitoring In East Oakland, available at: <https://www.baaqmd.gov/en/about-air-quality/air-quality-measurement/special-air-monitoring-projects/east-oakland-community-monitoring-project>.

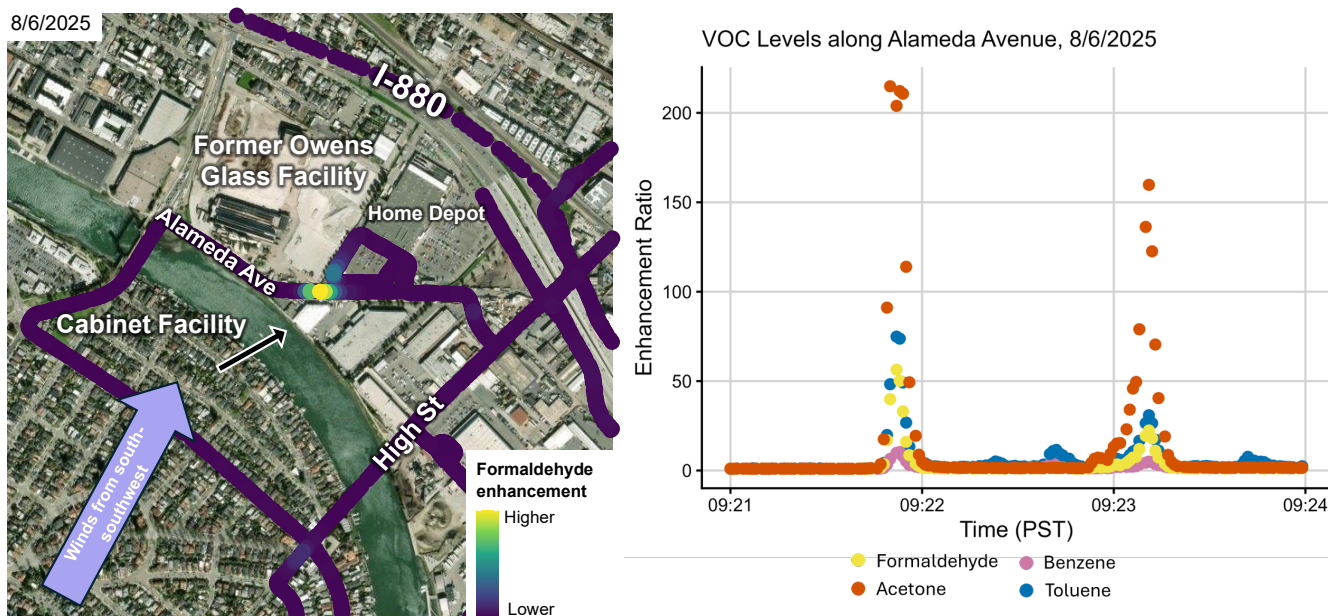


Figure 5. Map showing enhancements in formaldehyde concentrations measured by the Air District's air monitoring van in East Oakland (left). The enhancement ratios of formaldehyde and other TACs from comparing measured concentrations to background levels along the highlighted roadway in the East Oakland map (right).

Bayview-Hunters Point

The Air District is working to directly support the Marie Harrison Community Foundation and their partners in Bayview-Hunters Point to design and implement a community-partnered air monitoring project. The project's objective is to collect informative air quality data on community-identified sources of concern, including a complex mix and high density of sources of air toxics that are directly adjacent to residential areas and other sensitive receptors. The Air District will utilize its air monitoring resources, including the mobile air monitoring van or other air monitoring equipment and expertise, to support the forthcoming air toxics monitoring in Bayview-Hunters Point.

Updating the Air District's Air Toxics Monitoring Program

The Air District is developing a comprehensive plan to update its air toxics monitoring program to help ensure that the air toxics monitoring provides data to meet current and future Air District priorities, including informing concerns in overburdened communities. This work will assess and modernize the Air District's existing region-wide air toxics air monitoring, including the use of high time resolution continuous monitors. The resulting data, along with improved emissions inventories and modeling will improve our estimates of region-wide air toxics exposure and health. .

In addition to this region-wide air toxics evaluation and the upcoming mobile monitoring studies, the Air District is also expanding their multipollutant air monitoring sites near refineries to characterize key air toxics in real-time. These expanded air monitoring stations will allow the Air District to implement and evaluate a new toxics monitoring approach to inform future targeted Bay Area air toxics monitoring studies.



COMMUNITY HEALTH PROTECTION PROGRAMS

The Air District implements several programs that are intended to assess and address health risks in communities with disproportionate air quality impacts. These programs include:

- California AB617 Community Air Protection program
- Air District Grant Programs
- Bay Area Healthy Homes Initiatives

California AB617 Communities in the Bay Area

The Community Health Protection Program is a collaborative initiative between communities, the Air District and other agencies that is focused on reducing emissions, exposures and improving community health in neighborhoods that are most impacted by air pollution. In the Bay Area, four communities have been selected as AB617 communities: West Oakland, Richmond-North Richmond-San Pablo, East Oakland, and Bayview Hunters Point/Southeast San Francisco.

For each of these communities, District staff has worked with CARB to develop emissions inventories of criteria air pollutants and TACs emitted by local stationary and mobile sources. These inventories have also been used to conduct dispersion modeling for each community to quantify PM_{2.5} exposures, cancer risk, and chronic health index values resulting from local emissions.

Each community has a Community Steering Committee (CSC) that meets regularly to guide and inform the development and/or implementation of the Community Emissions Reduction Plan (CERPs). In West Oakland, East Oakland and Bayview Hunters Point/Southeast San Francisco, there are long-standing community-based organizations (CBOs) that Co-Lead the process with the Air District. These CBOs help guide decision-making related to the CERP, including decisions about effective community outreach and engagement to represent the diversity of the communities and how to further environmental justice goals.

In Richmond-North Richmond-San Pablo, three CSC members serve as Leads.

Additional details on individual AB617 communities are provided below:

- West Oakland – Air District partnered with the West Oakland Environmental Indicators Project (WOEIP) to develop *Owning Our Air: The West Oakland Community Action Plan*¹⁶ which was adopted in 2019. In 2025, the project was in year 6 of implementation. A 5-Year Progress Report was completed in 2024 to document the implementation of the plan. This report showed that DPM emissions in West Oakland were reduced by 31% between 2017 and 2024 due to a combination of statewide regulations and local actions (e.g., incentivized equipment upgrades).

¹⁶ Air District, West Oakland Community Action Plan, *Owning Our Air*, available at: <https://www.baaqmd.gov/en/community-health/community-health-protection-program/west-oakland-community-action-plan>.



- Richmond-North Richmond-San Pablo – On May 1, 2024, the Air District adopted the CERP also known as the Path to Clean Air (PTCA) Plan¹⁷ for this community. The CSC co-researched and co-wrote this Plan through a series of monthly committee meetings, ad hocs and writing and review teams with a focus on centering community voice. The Implementation of the Plan is currently in its second year of implementation, with efforts focused on advancing priority actions identified by the community, Air District and partner agencies.
- East Oakland – East Oakland was selected in 2022 for a CERP, and the CSC formed that same year. The Air District has partnered with Communities for a Better Environment (CBE) as a Co-Lead to establish and convene the East Oakland CSC to guide the development of the CERP¹⁸, including supporting strategy development and community engagement efforts. The CSC has approved the draft CERP and the Plan is moving forward for Board consideration and potential adoption in April 2026.
- Bayview Hunters Point/Southeast San Francisco – Bayview Hunters Point/Southeast San Francisco was selected in 2023 for a CERP. The CSC formed at the start of 2024. The Air District has partnered with Community Co-Leads, Bayview Hunters Point Community Advocates and Marie Harrison Community Foundation, to create a CSC, guide CERP timeline and development, and support community engagement¹⁹. This CSC is actively working on strategies and actions and the CERP is anticipated to move toward adoption in 2027.

¹⁷ Air District, Richmond-North Richmond-San Pablo, *Path to Clean Air*, available at: <https://www.baaqmd.gov/en/community-health/community-health-protection-program/west-oakland-community-action-plan>.

¹⁸ Air District, Draft East Oakland Community Emissions Reduction Plan, available at: <https://www.baaqmd.gov/en/community-health/community-health-protection-program/east-oakland-community-emissions-reduction-plan>.

¹⁹ Air District, Bayview Hunters Point/Southeast San Francisco Community Emissions Reduction Plan, available at: <https://www.baaqmd.gov/en/community-health/community-health-protection-program/bayview-hunters-point-community-emissions-reduction-plan>.



Community Health Protection Grants, Incentives and Initiatives

In addition to working with AB617 communities on reducing air pollution emissions in their neighborhoods, the Air District oversees several grant and incentive programs and other initiatives²⁰ that help reduce public exposure to air toxics. For over three decades, the Air District has implemented grant and incentive programs that work to complement its regulatory efforts in reducing emissions and improving air quality and health. Over time, the number of funding programs and types of grant programs offered have increased. In 2025 the Air District utilized funding from six state and local sources to implement grant programs that are designed to reduce air pollution generated by heavy duty mobile sources, which are responsible for a significant portion of DPM emissions in the region, including:

- Carl Moyer Program
- Mobile Source Incentive Fund
- Community Air Protection Incentives Program
- Funding Agricultural Replacement Measures for Emission Reductions Program
- Transportation Fund for Clean Air
- Volkswagen Environmental Mitigation Trust

Each of these funding sources has their own requirements and may be utilized to implement voluntary incentive grant programs to expedite emissions reductions of criteria air pollutants and TACs, especially in overburdened communities, and support the transition of fleets to zero-emission.

The Air District provides funding from these sources as grant funding to owners of eligible heavy-duty diesel equipment to help expedite the replacement of older, dirty equipment to the cleanest available standards, to reduce emissions of nitrogen (NOx), reactive organic gases (ROG), and particulate matter, primarily DPM which is predominantly small particulates less than 2.5 microns in size (PM_{2.5}). Eligible equipment includes on-road trucks and buses, marine vessels, locomotives, off-road equipment such as cargo handling equipment, agricultural tractors, and other industrial and construction equipment, and refueling infrastructure that supports zero emissions vehicles and equipment.

Funding is made available through these programs on a cyclical basis, with solicitations offering funding for the replacement of heavy-duty equipment and installation of supporting infrastructure that supports the accelerated adoption of heavy-duty zero-emission vehicles and equipment.

Over time the Air District has structured its program requirements to ensure priority is given to projects where emissions reductions benefit priority communities, the Bay Area's communities most impacted by air pollution, including the communities of West Oakland, Richmond-San Pablo, East Oakland, Bayview Hunters Point/Southeast San Francisco. Priority is also given to projects that are in

²⁰ Air District, Air Pollution and Community Health, available at: <https://www.baaqmd.gov/en/community-health/air-pollution-and-community-health>.



disadvantaged communities (DACs) and low-income communities (LICs) designated by California Climate Investments.

In 2025, the Air District executed 119 funding agreements totaling approximately \$113 million to reduce criteria pollutant emissions and toxic DPM from heavy-duty mobile sources and encourage fleet transition to cleaner technologies. These projects are expected to reduce emissions by over 412 tons of criteria pollutants, including NO_x, ROG, and PM, over the project lifespans.

- *Approximately \$54 million will help to replace 223 units of older highly polluting diesel equipment, resulting in a lifetime reduction of 15.89 tons of DPM.*
- *Nearly \$45 million will help to replace 124 units of older highly polluting diesel equipment, resulting in a lifetime reduction of 7.05 tons of DPM for projects operating in DACs, LICs, and communities of West Oakland, Richmond-San Pablo, East Oakland, Bayview Hunters Point/Southeast San Francisco,*

In alignment with the Air District's Strategic Plan and environmental justice goals, staff continued to administer a reimagined heavy-duty program following community feedback by adjusting eligibility requirements to ensure that funding is invested in projects that maximize benefits to priority communities. As a result, in 2025, over 91% of all funding under the heavy-duty programs was contracted to projects that will operate in, and benefit, these communities. Additionally, most of the funding not allocated to projects in priority communities was awarded to agricultural projects, which are among the most cost-effective and efficient at reducing ozone precursors regionally.

The Air District also continues to support the accelerated adoption of zero-emission and cleanest available technology. In 2025, the Air District invested \$96 million to projects that will replace 81 vehicles and equipment with zero-emission and install over 410 electric vehicle and equipment charging stations, primarily within priority communities.

CONCLUSION

The Air District's implementation of the Air Toxics Hot Spots Program, Rule 11-18, and related initiatives during the reporting period reflects continued progress in identifying, assessing, and reducing health risks from toxic air contaminants across the Bay Area. Through emissions tracking, rigorous health risk assessment, targeted permitting requirements, expanded air monitoring, and community-focused programs, the Air District continues to strengthen its approach to protect public health, particularly in overburdened communities.

Bay Area Air Quality Management District
2026 Toxic Air Contaminant Control Program Annual Report

APPENDIX A – FACILITIES WITH APPROVED HRAs

This appendix provides the lists of facilities for which the Air District has conducted HRAs, and the health risks identified in their HRAs as approved by the Air District and submitted to CARB for inventory year 2024. Table A-1 in Appendix A lists the facilities in descending order by cancer risk and Table A-2 in Appendix A lists the facilities descending order by non-cancer risk.

Table A-1. Facilities with Approved HRAs Ordered by Cancer Risk

Facility Number	Facility Name	City	HRA Year	Cancer Risk (Chances in a million)	Chronic HI	Acute HI
19597	San Francisco Hall of Justice	San Francisco	2009	10	0.01	NA
12743	MCI, dba Verizon Business	Concord	2001	9.99	NA	NA
13348	Medtronic Vascular	Santa Rosa	2019	9.99	0	NA
13984	City of Santa Rosa Utilities Dept	Santa Rosa	2015	9.99	0	NA
16421	City of San Jose, SBWRP	San Jose	2004	9.99	NA	NA
17460	City of Santa Rosa Utilities Department Station 9	Santa Rosa	2006	9.99	0.01	NA
17898	New San Francisco Federal Building	San Francisco	2006	9.99	0.01	NA
20249	Vallejo Sanitation & Flood Control Dist	Vallejo	2010	9.99	0.01	NA
20574	Digital Realty	Santa Clara	2014	9.99	0.01	NA
21539	Golden State Pet Cremation	Castro Valley	2013	9.99	0.7	0.3
22740	Las Gallinas Valley Sanitary District	San Rafael	2015	9.99	0	NA
22788	East Bay Municipal Utility District	Walnut Creek	2014	9.99	0.01	NA
23068	Alvins Corner at Penny Lane	Campbell	2015	9.99	0	NA
23204	United Natural Foods Inc (UNFI)	Gilroy	2016	9.99	1	NA
23554	Santa Clara Valley Transportation Authority	Milpitas	2016	9.99	1	NA
23612	City Hall - City of San Ramon	San Ramon	2016	9.99	0.99	NA
24059	Phoenix Data Center Leasehold LLC	Sunnyvale	2005	9.99	0.01	NA
24528	Google LLC	Sunnyvale	2001	9.99	NA	NA

Bay Area Air Quality Management District
2026 Toxic Air Contaminant Control Program Annual Report

100340	Costco Wholesale #132	Vallejo	2019	9.99	0.11	NA
200385	SF Police Credit Union	San Bruno	2016	9.99	1	NA
200460	Meadowood Resort	Saint Helena	2016	9.99	1	NA
200909	Partnership Health Plan of California	Fairfield	2018	9.99	1	NA
201183	Alexander Station Apartments	Gilroy	2018	9.99	1	NA
16787	Bayside Area Development, LLC c/ CBRE, Inc	South San Francisco	2005	9.98	NA	NA
22268	Nor-Cal Rock Inc	Hayward	2014	9.98	0.01	NA
17156	City of Milpitas	Milpitas	2010	9.97	0.01	NA
17771	Verizon Wireless (Sunnyvale MSC)	Sunnyvale	2007	9.97	0.01	NA
14149	Contra Costa County	Pittsburg	2002	9.95	NA	NA
13513	AT&T	San Bruno	2002	9.93	NA	NA
16422	City of San Jose, SBWRP	San Jose	2004	9.93	0	NA
13480	Pacific Bell	La Honda	2008	9.92	0.01	NA
22623	Cologix, Inc. SV1	Santa Clara	2016	9.91	0.01	NA
450	Veterans Administration Medical Center	Palo Alto	2011	9.9	0.9	NA
1275	Novato Sanitary District	Novato	2009	9.9	0.9	NA
1753	John Muir Health - Concord Campus	Concord	2012	9.9	0.09	0.03
1785	Children's Hospital, Oakland	Oakland	2012	9.9	0.9	NA
3167	Pacific Gas and Electric Company	Richmond	2021	9.9	0	NA
3711	Sutter Health Eden Medical Center	Castro Valley	2010	9.9	0.9	NA
7420	New Cingular Wireless dba AT&T Mobility	Concord	2016	9.9	0.01	NA
8998	West Valley Community College	Saratoga	2011	9.9	0	NA
10742	John Muir Medical Center	Walnut Creek	2022	9.9	0	NA
13077	NOP 560 Mission LLC	San Francisco	2001	9.9	NA	NA
13410	Pacific Bell Corporation	Walnut Creek	2001	9.9	0	NA
13487	Pacific Bell	Martinez	2004	9.9	0	NA
13544	Pacific Bell	Santa Rosa	2008	9.9	0.01	NA
13554	Pacific Bell	Union City	2002	9.9	NA	NA
14039	Contra Costa Water District	Concord	2019	9.9	0.9	NA

Bay Area Air Quality Management District
2026 Toxic Air Contaminant Control Program Annual Report

14139	Contra Costa County	Martinez	2022	9.9	0	NA
14200	XO Communications Services, LLC	Fremont	2002	9.9	NA	NA
14240	SFPUC Baden Pump Station	South San Francisco	2005	9.9	0.1	0
14433	Pacific Bell	Windsor	2002	9.9	NA	NA
14548	Montara Sanitary District	Montara	2021	9.9	0	NA
14776	Level 3 Communications	Suisun City	2002	9.9	NA	NA
14809	Federal Aviation Administration	Mountain View	2023	9.9	0	NA
14812	City of Vallejo Water Division	Suisun City	2002	9.9	0	NA
14814	Pacific Bell	Mill Valley	2002	9.9	0.01	NA
14924	Chabot Community College	Hayward	2022	9.9	0.09	NA
14944	City of Palo Alto	Palo Alto	2019	9.9	0.9	NA
15101	Redwood City	Redwood City	2012	9.9	NA	NA
15464	Pixar Animation Studios	Emeryville	2009	9.9	0.9	NA
15504	Kaiser Santa Rosa Medical Office, Bldg #4	Santa Rosa	2019	9.9	0.9	NA
15529	City of Sunnyvale - DPS -164-0 & 165-0	Sunnyvale	2019	9.9	0.9	NA
15592	SFPUC Sunol Valley Chloramination Facility & Alameda Portal	Sunol	2010	9.9	0.9	NA
16003	Comcast of California IX, Inc	Concord	2004	9.9	NA	NA
16043	City of Santa Rosa Subregional Utilities	Santa Rosa	2019	9.9	0.9	NA
16345	Vi at Palo Alto	Palo Alto	2004	9.9	NA	NA
17154	City of Milpitas	Milpitas	2016	9.9	0.9	NA
18192	Minaris Regenerative Medicine	Mountain View	2007	9.9	0.01	NA
18239	CoreSite	Milpitas	2007	9.9	0.01	NA
18557	John Muir Health	Concord	2007	9.9	0.01	NA
18769	Jay Paul Company	Sunnyvale	2019	9.9	0.9	NA
18959	Verizon Wireless (Bollinas)	Bollinas	2008	9.9	0.01	NA
19285	Campus for Jewish Life	Palo Alto	2008	9.9	0.01	NA
19442	Sequoia Union High School District	Atherton	2018	9.9	0.9	NA
19779	Alameda County Public Works Agency	Hayward	2009	9.9	0.9	NA

Bay Area Air Quality Management District
2026 Toxic Air Contaminant Control Program Annual Report

19805	SJW Vickery Av Station	Saratoga	2020	9.9	0	NA
19939	Napa Sanitation District	Napa	2021	9.9	0	NA
20208	Coastside County Water District	Half Moon Bay	2010	9.9	0.9	NA
20286	Palo Alto Unified School District	Palo Alto	2016	9.9	0	NA
20324	Judicial Council of California, CC 43-B2	San Jose	2002	9.9	0.9	NA
20356	Digital 365, LLC	San Francisco	2006	9.9	0.01	NA
20536	Lucid USA Inc	Newark	2019	9.9	0.9	NA
20885	Casino M8trix	San Jose	2011	9.9	NA	NA
20968	Guardant Health Inc.	Redwood City	2019	9.9	0.9	NA
21040	City of Santa Rosa	Santa Rosa	2023	9.9	0	NA
21043	City of Santa Rosa	Santa Rosa	2019	9.9	0.9	NA
21436	Ghirardelli Square	San Francisco	2023	9.9	0	NA
21519	Alameda County Water District	Fremont	2012	9.9	NA	NA
21615	City & County of SF (Real Estate Div)	San Francisco	2019	9.9	0.9	NA
22190	California Water Service Company	Los Altos Hills	2014	9.9	0	NA
22350	Gamble Family Vineyards	Yountville	2014	9.9	0.9	NA
22445	City of Pacifica Water Recycling/Wastewater Treat	Pacifica	2019	9.9	0.9	NA
22580	DJONT/CMB SSF LLC(dba Embassy Suites SF Airpt	South San Francisco	2022	9.9	0	NA
22649	Caltrans	Oakland	2017	9.9	0	NA
22691	Signature Flight Support	Santa Clara	2015	9.9	0.9	NA
22751	Google LLC	Mountain View	2011	9.9	0.9	NA
23005	Olive Tree Manor LLC	Napa	2015	9.9	0.9	NA
23086	Paraduxx Winery	Napa	2015	9.9	0.9	NA
23190	Healthpeak Properties, Inc. c/o CBRE	South San Francisco	2015	9.9	0	NA
23199	Bergman Residence	Saint Helena	2015	9.9	0.9	NA
23398	Film Werks International	San Francisco	2016	9.9	0	NA
23427	FN Cellars, Inc.	Saint Helena	2023	9.9	0	NA
23444	Silver Springs Networks, Inc	San Jose	2016	9.9	0.9	NA

Bay Area Air Quality Management District
2026 Toxic Air Contaminant Control Program Annual Report

23515	Google LLC	San Bruno	2020	9.9	0	NA
23528	Brand Winery	Saint Helena	2016	9.9	0	NA
23535	Judicial Council of CA, East County Hall Justice	Dublin	2016	9.9	0.9	NA
23814	PayPal Inc	San Jose	2019	9.9	0.9	NA
24622	San Francisco Bay Area Rapid Transit District	Oakland	2018	9.9	0.9	NA
24787	T-C 55 Second Street LLC	San Francisco	2002	9.9	0	NA
25011	San Mateo County Office of Education	Redwood City	2022	9.9	0.1	NA
25286	Gateway Services Inc	Napa	2025	9.9	0.2	0.2
200240	Costco Gasoline #1267	San Jose	2014	9.9	0.9	NA
200359	O'Farrell Senior Housing Inc	San Francisco	2016	9.9	0	NA
200389	Gateway 80 Owner LP	Fairfield	2016	9.9	0	NA
200394	1450 Franklin Street Owners Association	San Francisco	2016	9.9	0	NA
200431	Seed Testing Real Estate II	Gilroy	2019	9.9	0.9	NA
200471	Frito Lay, Inc.	Alameda	2017	9.9	0.9	NA
200504	350 Bush	San Francisco	2017	9.9	0.01	NA
200527	Mumm Napa	Napa	2024	9.9	0.1	NA
200662	Shafer Vineyards	Napa	2020	9.9	0	NA
200678	Jackson Family Wines - Oakville	Oakville	2017	9.9	0.9	NA
200784	FN Cellars, Inc.	Oakville	2019	9.9	0.9	NA
200894	Aloft Hotel	Dublin	2018	9.9	0.1	NA
201021	Groth Vineyards	Napa	2019	9.9	0	NA
201031	Public Safety Complex - Police Services Building	Dublin	2019	9.9	0.9	NA
201247	CADE at 13th Vineyard	Angwin	2020	9.9	0.9	NA
201289	Meyer Corporation	Fairfield	2019	9.9	0.01	NA
201314	Theorem Winery	Calistoga	2018	9.9	0	NA
201316	Hundred Acre Wine Group - St. Helena	Saint Helena	2019	9.9	0	NA
201322	Pink Sunset	Atherton	2021	9.9	0	NA
201503	UC Davis Oakville Station	Napa	2019	9.9	0.01	NA

Bay Area Air Quality Management District
2026 Toxic Air Contaminant Control Program Annual Report

201588	Four Points by Sheraton San Rafael	San Rafael	2019	9.9	0	NA
201605	Duffy's Napa Valley Rehab	Calistoga	2019	9.9	0.01	NA
201672	One Hope Winery	Napa	2019	9.9	0	NA
201679	Santa Rosa Junior College	Santa Rosa	2019	9.9	0	NA
201688	Stonestown Anchor Acquisition, LP	San Francisco	2019	9.9	0.9	NA
201726	O'Brien Estates	Napa	2019	9.9	0.9	NA
201735	San Rafael Public Safety Center	San Rafael	2019	9.9	0.01	NA
201736	BH 3500 Mountain Blvd. LLC	Oakland	2019	9.9	0.9	NA
201755	Hourglass Winery	Calistoga	2019	9.9	0.9	NA
201767	Outpost Wines	Angwin	2019	9.9	0	NA
201781	Ric Forman Residence	St. Helena	2019	9.9	0.9	NA
201789	Auberge du Soleil	Rutherford	2020	9.9	0	NA
201793	Santa Clara Valley Transportation Authority	San Jose	2019	9.9	0.9	NA
201797	M2 Apartments	San Francisco	2020	9.9	0.1	NA
201804	Real Social Good Investments	Menlo Park	2020	9.9	0	NA
201872	CBRE	South San Francisco	2020	9.9	0	NA
201885	SUNRISE VILLA SONOMA	Sonoma	2020	9.9	0.1	NA
201891	Realm Cellars	Napa	2020	9.9	0	NA
201934	Grgich Hills Estate Residence	St. Helena	2022	9.9	0	NA
201937	Rivers Marie Winery	Calistoga	2020	9.9	0.9	NA
201939	Red Hawk Vineyards	Pope Valley	2020	9.9	0.9	NA
201957	Promontory Winery	Napa	2020	9.9	0.1	NA
201972	Hamel Family Wines	Sonoma	2020	9.9	0	NA
201984	Fontanella Family Winery	Napa	2021	9.9	0.1	NA
202016	Facebook, Inc.	Burlingame	2020	9.9	0	NA
202021	BART Berryessa Station	San Jose	2016	9.9	0.9	NA
202156	Align Technology - Bldg. 3	San Jose	2021	9.9	0.1	NA
202162	1020 Atlantic	Alameda	2021	9.9	0	NA
202176	ZENNI OPTICAL	Novato	2021	9.9	0.1	NA

Bay Area Air Quality Management District
2026 Toxic Air Contaminant Control Program Annual Report

202178	IF - 85th	Oakland	2021	9.9	0	NA
202258	Enovix	Fremont	2021	9.9	0	NA
202375	WWCMC	Glen Ellen	2023	9.9	0	NA
202453	AUXILARY WATER SUPPLY SYSTEM PUMPING STATION #2	San Francisco	2022	9.9	0	NA
202457	Altitude Apartments	South San Francisco	2021	9.9	0	NA
202478	Spirit Rock Meditation Center	Woodacre	2021	9.9	0	NA
202534	47071 Bayside Parkway	Fremont	2022	9.9	0.1	NA
202586	Bonness Ranch	Sonoma	2022	9.9	0	NA
202587	J Ranch	Petaluma	2022	9.9	0	NA
202629	Villa del Lago Winery	St. Helena	2022	9.9	0.1	NA
202675	VCA Animal Care Center of Sonoma County	Rohnert Park	2022	9.9	0	NA
202676	Custom Name Goods, LLC	Oakland	2022	9.9	0.1	NA
202755	Duke Realty Fremont Blvd. LP C/O Prologis	Fremont	2022	9.9	0	NA
202756	3440 Hillview Avenue - Bldg 7 & 8	Palo Alto	2022	9.9	0	NA
202818	Costco Gasoline	Newark	2023	9.9	0.08	0.1
202843	999 Baker Way	San Mateo	2023	9.9	0	NA
202919	Zoox Inc	Fremont	2022	9.9	0	NA
202931	Napa Ranch	Sonoma	2023	9.9	0	NA
202941	Crystal Bio Solutions	Pleasanton	2023	9.9	0	NA
203064	Sleepy Hollow Elementary School	Orinda	2023	9.9	0	NA
203114	Cochrane Technology Center	Morgan Hill	2023	9.9	0	NA
203122	31353 Huntwood Avenue	Hayward	2023	9.9	0	NA
203197	RK Logistics	Fremont	2023	9.9	0	NA
203204	380 Blodgett Street, Cotati, CA	Cotati	2024	9.9	0	NA
203252	County of Marin/MERA-Mt. Burdell OTA	Novato	2023	9.9	0.9	NA
203293	Reverie II Winery	St. Helena	2023	9.9	0	NA
203320	County of Marin/MERA-Coyote Peak	Petaluma	2023	9.9	0.9	NA
203344	Oakley Recreation Center	Oakley	2024	9.9	0.9	NA

Bay Area Air Quality Management District
2026 Toxic Air Contaminant Control Program Annual Report

203352	Black Sears Winery	Angwin	2023	9.9	0.1	NA
203358	Lede Vineyards	Yountville	2024	9.9	0	NA
203377	The Barrel Chai	Napa	2024	9.9	0	NA
203490	Ellman Winery	Napa	2024	9.9	0	NA
212207	PRIDE MOUNTAIN VINEYARDS, LLC	Santa Rosa	2022	9.9	0	NA
212447	Honig Vineyard & Winery	Napa	2023	9.9	0	NA
15465	Kaiser Permanente - Regional Lab Annex	Richmond	2003	9.88	0.01	NA
19019	Sonoma Police Department	Sonoma	2010	9.87	0.01	NA
13550	SBC	Sunnyvale	2003	9.86	0.01	NA
21793	Pacific Gas & Electric Company	San Ramon	2013	9.84	0	NA
4618	Keller Canyon Landfill Company	Pittsburg	2006	9.8	0.37	NA
12916	Cisco System	Milpitas	2004	9.8	0.9	0
13467	Pacific Bell	Fairfield	2005	9.8	0.01	NA
15253	Oracle Corporation	Redwood City	2011	9.8	0.9	NA
16234	County of Sonoma Juvenile Justice Center	Santa Rosa	2004	9.8	0.01	NA
16930	San Mateo County Youth Services Center	San Mateo	2005	9.8	0.01	NA
17290	City of Richmond (McDonald Ave S a)	Richmond	2006	9.8	0.01	NA
18801	Xeres Ventures, LP (SC1)	Santa Clara	2016	9.8	0.01	NA
20537	Department of Transportation	Oakland	2010	9.8	0	NA
21298	Flintstone Enterprises DBA Forever My Pet	Gilroy	2012	9.8	0.6	0.1
22375	Amazon Data Services, Inc.	Santa Clara	2015	9.8	0.01	NA
200629	The Austin Owners Association	San Francisco	2017	9.8	0	NA
14000	Lake Berryessa Resort Improvement District	Pope Valley	2005	9.76	0.02	NA
9536	Truck-Rail Handling Inc	Fremont	2022	9.7	0.04	0.13
13160	University of California SF	San Francisco	2012	9.7	0.01	0
13866	City of SSF Water Quality Plant	South San Francisco	2004	9.7	NA	NA
18067	Sanitary District No 2 of Marin County	Corte Madera	2007	9.7	0.01	NA
18169	Woodside Fire Station #19	Woodside	2007	9.7	0.01	NA

Bay Area Air Quality Management District
2026 Toxic Air Contaminant Control Program Annual Report

20248	SOF-XI WFO Harrison Owner, LLC c/o Cushman Wakefield	Oakland	2016	9.7	0.01	NA
21039	City of Santa Rosa	Santa Rosa	2024	9.7	0	NA
23216	Hudson Skyport Plaza, LLC	San Jose	2003	9.7	0	NA
200691	41 Tehama, LP	San Francisco	2017	9.7	0	NA
202380	Jefferson Street Hotel LLC	Oakland	2022	9.7	0	NA
12946	Level 3 Communications Inc	Emeryville	2002	9.6	0.01	NA
13877	Sanitary District No 1, Kentfield Pump Station	Kentfield	2002	9.6	NA	NA
13985	City of Santa Rosa Utilities Dept	Santa Rosa	2015	9.6	0	NA
17347	College of San Mateo	San Mateo	2007	9.6	0.9	NA
20685	Ariba	Sunnyvale	2011	9.6	0	NA
22990	Davis Estates Winery	Calistoga	2015	9.6	0	NA
100563	Costco Gasoline #663	Concord	2019	9.6	0.07	NA
3670	Kaiser Foundation Hospital	Vallejo	2007	9.5	0.9	NA
19330	ARE - East Jamie Court, LLC	South San Francisco	2011	9.5	0.01	NA
20295	Vantage Data Centers Management Co , LLC	Santa Clara	2023	9.5	0.02	0.09
21361	University of the Pacific	San Francisco	2006	9.5	0.01	NA
23476	Boston Properties	San Francisco	2016	9.5	0.01	NA
23683	NGM Biopharmaceuticals, Inc	South San Francisco	2009	9.5	0.01	NA
202583	Ultragenyx Pharmaceuticals, Inc	Novato	2022	9.5	0.01	NA
20586	Digital 720 2nd LLC	Oakland	2007	9.45	0.01	NA
17546	Camino Medical Group-ASC Building	Mountain View	2006	9.4	0.01	NA
200343	California Water Service Co.	San Carlos	2016	9.4	0	NA
200760	Golden Cajun, LLC	Santa Clara	2018	9.4	0.01	NA
18227	City of Gilroy	Gilroy	2007	9.3	0.01	NA
19131	City of Sebastopol	Sebastopol	2009	9.2	0.01	NA
19236	County of Marin	San Rafael	2008	9.2	0.01	NA
20611	EQUINIX-SV8	Palo Alto	2014	9.2	0.01	NA
20924	Juniper Networks	Sunnyvale	2002	9.2	NA	NA

Bay Area Air Quality Management District
2026 Toxic Air Contaminant Control Program Annual Report

17	Lehigh Southwest Cement Company	Cupertino	2011	9.1	0.12	NA
12626	Valero Refining Company - California	Benicia	1991	9.1	0.02	0
16441	City of Hayward Department of Public Works	Hayward	2005	9.1	0.9	NA
21930	San Francisco Public Utilities Commission	San Francisco	2015	9.1	NA	NA
1941	Sonoma Developmental Center	Eldridge	1990	9	0	NA
19403	USPS San Mateo Information Technology and Acct Svc	San Mateo	2010	9	0.01	NA
20214	Soiland Co , Inc	Santa Rosa	2020	9	0	NA
24726	Martinez Refining Company LLC	Martinez	1990	9	0.02	NA
22523	Canyon Ranch Wellness Retreat	Woodside	2009	8.93	0.01	NA
1462	Veterans Administration Medical Center	Menlo Park	2012	8.9	0	NA
14092	Pacific Bell Corporation	Milpitas	2002	8.9	0.01	0
21251	1080 Sutter Owners Association c/o Action Property Mngmt	San Francisco	2012	8.8	0	NA
23565	Lucile Packard Children's Hospital Stanford	Sunnyvale	2007	8.8	0	NA
23812	Lanteris Space LLC	San Jose	2024	8.8	0	0.03
200477	T8 Urban Housing Associates, LLC, c/o Related Companies	San Francisco	2017	8.8	0	NA
21843	CordeValle Resort	San Martin	2013	8.7	0	NA
22420	Restoration Management Company	Hayward	2014	8.7	0.01	NA
201073	Sutter Shared Lab	Livermore	2018	8.65	0	NA
203247	1440 4th Street	Berkeley	2023	8.6	0.01	NA
13711	Pacific Bell Corp dba AT&T CA	Santa Clara	2002	8.5	0.01	0
15999	Frank Family Vineyards	Calistoga	2019	8.5	0	NA
13290	City of San Jose Public Works Fleet Management	San Jose	2006	8.45	0	NA
770	Travis AFB	Travis Afb	2012	8.4	0	NA
18292	Paradise Valley Estates	Fairfield	2007	8.4	0	NA
18971	UCSF/CPFM	San Francisco	2008	8.4	0.9	NA
21359	Phillips 66 Company - San Francisco Refinery	Rodeo	1990	8.4	0.13	NA
202372	Amazon.com Services LLC - TCYg	Oakley	2023	8.4	0	NA

Bay Area Air Quality Management District
2026 Toxic Air Contaminant Control Program Annual Report

20370	1101 Space Park Partners, LLC	Santa Clara	2022	8.33	0.01	0
1430	Nazareth House of San Rafael	San Rafael	2013	8.3	0	NA
18852	Town of Hillsborough	Hillsborough	2008	8.3	NA	NA
20163	Zoetis, Inc.	Union City	2010	8.3	0.01	NA
23544	HCP BTC LLC	South San Francisco	2009	8.3	0.01	NA
201981	Allogene Therapeutics	Newark	2020	8.3	0	NA
202249	SpectraSite Communications, LLC	Oakley	2021	8.3	0	NA
1179	Redwood Landfill Inc	Novato	2010	8.2	0.23	NA
15278	Wareham Development	Emeryville	2012	8.1	0	NA
19325	Swissport Fueling, Inc	Oakland	2011	8.1	0.9	NA
20570	Graton Fire Protection District	Sebastopol	2011	8.1	0	NA
20714	PMI Plaza LLC	Walnut Creek	2007	8.1	0	NA
22566	County of Marin c/o Sares Regis	San Rafael	2013	8.1	NA	NA
22974	Stack Infrastructure	San Jose	2014	8.1	0	NA
10	Chevron Products Company	Richmond	1990	8	0.02	NA
591	East Bay Municipal Utility District	Oakland	1991	8	0.06	NA
617	Palo Alto Regional Water Quality Control Plant	Palo Alto	1989	8	0.42	NA
4020	SFPP, LP	San Jose	1989	8	0	NA
12596	National Park Service	San Francisco	2011	8	0	NA
15982	Google LLC	Mountain View	2012	8	0.9	NA
22835	Golden State Pet Cremation	Livermore	2015	8	0.21	NA
25055	USS-UPI, LLC	Pittsburg	1994	8	0.9	NA
112124	Costco Wholesale # 1061	Hayward	2009	8	0.02	NA
2066	Waste Management of Alameda County	Livermore	2012	7.9	0.11	NA
24260	Micron Technology, Inc	San Jose	2009	7.9	0	NA
202012	Marciano Winery	Saint Helena	2020	7.9	0	NA
202217	City of Santa Rosa - Sewer Lift Station #1	Santa Rosa	2021	7.9	0	NA
22546	181 Fremont LLC	San Francisco	2015	7.87	0	NA

Bay Area Air Quality Management District
2026 Toxic Air Contaminant Control Program Annual Report

12848	David Grant Medical Center	Travis Afb	2012	7.8	0.01	o
13485	AT&T	Livermore	2008	7.8	0.01	NA
17405	One Rincon Hill Association	San Francisco	2006	7.8	o	NA
19966	San Francisco Unified School Dist (SFUSD)	San Francisco	2010	7.8	0.01	NA
200679	Stanford Redwood City Operations	Redwood City	2018	7.8	o	NA
255	Lawrence Livermore National Laboratory	Livermore	1989	7.7	0.04	NA
11764	Bay Area Rapid Transit District	Oakland	2012	7.7	0.01	NA
19268	ARE - San Francisco No. 43 Owner, LLC	San Francisco	2009	7.7	o	NA
19956	Santa Clara County Fire Dept	Los Gatos	2010	7.69	0.01	NA
21057	Sutter Bay Hospitals	Santa Rosa	2012	7.6	NA	NA
23016	Healthpeak Properties, HCP Oyster Point III LLC	South San Francisco	2017	7.5	o	NA
3974	San Francisco General Hospital	San Francisco	2010	7.4	o	NA
19060	Hosting Com	San Francisco	2009	7.4	0.9	NA
200573	Lodgeworks	Napa	2017	7.4	o	NA
24374	China Mobile International Infrastructural (US1)	San Jose	2021	7.37	0.01	NA
20637	Boehringer Ingelheim Fremont Inc	Fremont	2007	7.3	o	NA
475	Santa Clara Valley Health & Hospital System	San Jose	2012	7.2	o	NA
13241	KGO Television ABC Inc	San Francisco	2001	7.2	NA	NA
17769	T5@Silicon Valley, LP	Newark	2010	7.2	0.9	NA
21400	Intelsat Corporation	Napa	2012	7.2	NA	NA
21646	Guide Dogs for the Blind, Inc	San Rafael	2018	7.2	0.02	NA
22403	Google LLC	Sunnyvale	2017	7.2	o	NA
23902	EQUINIX INC SV14-SV17	Santa Clara	2015	7.2	o	NA
111724	ARCO AM/PM	San Jose	2022	7.2	0.04	NA
1228	Sonoma County Water Agency	Sonoma	2006	7.1	0.4	NA
2478	UCSF/Parnassus	San Francisco	1992	7.1	0.5	NA
14063	Central Contra Costa Sanitary District	Orinda	2004	7.1	NA	NA
200351	Illumina Inc	Foster City	2016	7.1	o	NA

Bay Area Air Quality Management District
2026 Toxic Air Contaminant Control Program Annual Report

201462	Biomed Realty Gateway of Pacific	South San Francisco	2018	7.1	0.01	NA
201897	Viamonte Senior Living 1, Inc.	Walnut Creek	2020	7.1	0	NA
1529	Kaiser Permanente Medical Center	Oakland	2011	7	0	NA
14691	Verizon Wireless Pleasanton Switch	Pleasanton	2003	7	0.01	NA
15565	Western Digital Technologies	Fremont	2012	7	0	NA
15935	Comcast of California/Colorado/Texas/Washington	Pleasanton	2023	7	0.01	NA
24072	CBRE	Emeryville	2004	7	0.01	NA
14628	Tesoro Refining & Marketing Company, LLC	Martinez	1995	6.9	0.3	NA
18411	Sutter Health Enterprise Data Center dba Palo Alto Medical Fndn	Sunnyvale	2016	6.9	0	NA
20009	Hayward Point Eden Business Center	Hayward	2010	6.9	0	NA
202897	T-Mobile - BA64168S	Campbell	2023	6.9	0	NA
19670	The Meadows of Napa Valley	Napa	2017	6.8	0	NA
20555	Mercy Housing California	San Francisco	2011	6.8	0	NA
200776	Kodiak Sciences, Inc.	Palo Alto	2017	6.8	0	NA
202111	Circle K - Napa Junction	American Canyon	2021	6.8	0.04	NA
453	Good Samaritan Hospital	San Jose	2005	6.7	0.9	NA
2172	Office of The Sheriff	San Bruno	2006	6.7	0.9	NA
14611	California Water Service Company	Livermore	2018	6.7	0	NA
16127	Pacific Bell (dba: AT&T CA)	Pleasanton	2007	6.7	0	NA
21024	EdgeConneX Silicon Valley Holdings, LLC	Santa Clara	2017	6.7	0.01	NA
201560	Related California	San Francisco	2019	6.7	0	NA
8175	The Home Depot Store #0643	El Cerrito	2010	6.6	0.01	NA
15292	IKEA California LLC	East Palo Alto	2003	6.6	0.9	NA
20985	Sunny View Retirement Community	Cupertino	2019	6.6	0	NA
111870	Bayfair Gas & Mart	San Leandro	2025	6.6	0.03	0.62
201620	SJSC Properties LLC	San Jose	2019	6.6	0	NA
13461	Pacific Bell	Cotati	2005	6.5	NA	NA
7519	Pacific Bell	Fairfield	2012	6.4	0	NA

Bay Area Air Quality Management District
2026 Toxic Air Contaminant Control Program Annual Report

14676	Equinix LLC	San Jose	2024	6.4	o	o
22032	Jamestown Concord Tech Bldg c/o SRP Mgmt, Inc	Concord	2012	6.4	NA	NA
202707	Presidio Bay Ventures	San Carlos	2024	6.4	o	NA
13515	AT&T	San Francisco	2006	6.3	0.9	o
17351	Napa Berryessa Resort Improvement District	Napa	2007	6.3	o	NA
22353	Sheriff's Office, County of San Mateo	Redwood City	2014	6.3	o	NA
202077	GI TC Perry Park LLC	Sunnyvale	2020	6.3	o	NA
3576	Catholic Cremation Services	Hayward	2006	6.2	0.24	0.11
19980	Whipple Road Portfolio, LLC	Union City	2009	6.2	o	NA
19778	Alameda County Public Works Agency	Hayward	2023	6.17	o	NA
20897	Bristol-Myers Squibb	Redwood City	2012	6.15	o	NA
202088	Westport Office Park, LLC	Redwood City	2024	6.1	o	o
202733	Costco Gasoline (Loc. No. 848)	San Jose	2023	6.1	0.08	0.16
203165	Bellara	Hayward	2023	6.1	o	NA
1534	Silicon Valley Clean Water	Redwood City	1989	6	NA	NA
2531	St Joseph Health N CA, dba Santa Rosa Mem Hospital	Santa Rosa	1990	6	o	NA
13450	Pacific Bell	Benicia	2003	6	NA	NA
23178	Downtown RWC RES, LLC	Redwood City	2014	6	o	NA
200566	Menlo Gateway Hotel	Menlo Park	2017	6	o	NA
202665	Kaiser Foundation Health Plan - Project Genetics Lab	San Jose	2022	6	o	NA
12728	Waste Management Inc	San Leandro	2022	5.9	0.09	NA
14064	Central Contra Costa Sanitary District - Maltby Pump Station	Martinez	2023	5.9	o	NA
17130	A Memorial Service LLC, dba Animal Memorial Svcs	Gilroy	2024	5.9	0.56	0.05
17742	The Home Depot Store #6677	Gilroy	2023	5.9	o	NA
22634	Madrone Owner's Association	San Francisco	2011	5.9	o	NA
22744	City of Richmond WPC (Ferry Point Lift Station)	Richmond	2024	5.9	o	NA

Bay Area Air Quality Management District
2026 Toxic Air Contaminant Control Program Annual Report

23664	BCORE Colleman Owner LLC	San Jose	2023	5.9	0	NA
24828	Zayo Group, LLC	Santa Clara	2023	5.9	0.46	NA
202729	207740 - Harbor Bay	Alameda	2022	5.9	0	NA
202863	U-Box Moving & Storage of Concord	Concord	2022	5.9	0	NA
22157	Fortinet, Inc	Sunnyvale	2013	5.89	0	NA
6426	Solano County Transit Operations	Vallejo	2017	5.8	0	NA
17407	Fisher Investments	San Mateo	2005	5.8	0	NA
17976	Byron Bethany Irrigation District	Byron	2008	5.8	0	NA
19716	City of San Jose Fire Station # 2 /Accts Payable	San Jose	2009	5.8	0	NA
203216	American Red Cross	San Leandro	2023	5.8	0	NA
15959	Comcast of San Leandro, Inc	Hayward	2023	5.7	0	NA
22105	The Lodge at Morgan Hill c/o Buckingham Property	Morgan Hill	2013	5.7	0	NA
23742	Amazon com Services Inc - OAK5	Newark	2017	5.7	0	NA
100146	Costco Gasoline #482	Richmond	1999	5.7	NA	NA
200650	Station 6 on Oak Grove - Fire Protection District	Menlo Park	2017	5.7	0	NA
202846	Hyatt Centric Hotel - Santa Clara	Santa Clara	2023	5.7	0	NA
13026	Pacific Gas & Electric	Fairfield	2008	5.6	0	NA
19248	Kistler Vineyards	Sebastopol	2008	5.6	0	NA
22201	BXP Mission 535 LLC c/o Boston Properties Limited	San Francisco	2014	5.6	0	NA
23984	4700 Old Ironsides Drive LLC	Santa Clara	2003	5.6	0.9	NA
15330	San Jose Water Co , Batista	San Jose	2003	5.5	0	NA
19580	Peralta Community Colleges District Admin Center	Oakland	2009	5.43	0	NA
21775	Central Concrete Supply Inc	San Francisco	2017	5.43	0.76	0.09
202203	B Cellars Winery	Napa	2022	5.4	0	NA
16725	AT&T Mobility/AT&T Services	Concord	2005	5.36	0	NA
18039	Cisco Systems Inc	San Jose	2008	5.3	0	NA

Bay Area Air Quality Management District
2026 Toxic Air Contaminant Control Program Annual Report

22746	Fox Television Stations, Inc , on behalf of KTVU	Oakland	2012	5.3	NA	NA
22433	New Cingular Wireless PCS, dba AT&T Mobility	Pleasant Hill	2014	5.2	0	NA
24380	Corteva Agriscience - Pittsburg Operations	Pittsburg	2001	5.2	0.18	NA
200634	AvalonBay Communities, Inc.	Emeryville	2017	5.2	0	NA
1403	Santa Rosa Water - Laguna Treatment Plant	Santa Rosa	2012	5.1	0.02	NA
14536	Santa Clara Valley Water District - PWTP	San Jose	2010	5	0	NA
17326	City of Santa Clara, Park Service Ctr	Santa Clara	2021	5	0	NA
22869	Northland Control System	Fremont	2015	5	0	NA
23622	Vision Recycling Benicia	Benicia	2002	5	0.9	NA
15071	Pacific Bell	Sausalito	2005	4.9	NA	NA
15455	Marin Municipal Water District	Novato	2003	4.9	NA	NA
16200	The Gymboree Corporation	San Francisco	2004	4.9	0.9	NA
19472	Northgate Mall	San Rafael	2009	4.9	0	NA
23889	WaveDivision Holdings LLC	San Francisco	2012	4.9	0	NA
202584	City of Alameda - Pump Station #24	Alameda	2022	4.9	0	NA
21421	San Luis & Delta Mendota Water Authority (SLDMWA)	Livermore	2012	4.8	0	NA
21812	City of Santa Rosa	Santa Rosa	2023	4.8	0	NA
24042	Vantage Data Centers Management Co	Santa Clara	2024	4.8	0	0.02
200602	City of Napa - Fire Station No. 5	Napa	2017	4.8	0	NA
2320	Oak View Memorial Park	Antioch	2016	4.7	0.99	0.74
13721	EBMUD, San Pablo Water Treatment Plant	Kensington	2020	4.7	0	NA
19550	Chabot Las Positas CC District	Livermore	2012	4.7	0	NA
202980	Country Manor Lift Station SLS-10	Santa Rosa	2023	4.7	0	NA
15544	Kaiser Permanente	Redwood City	2013	4.6	0	NA
24097	706 Mission Center Association	San Francisco	2018	4.6	0	NA
200783	Prime Now LLC-USF4	Brisbane	2017	4.6	0	NA
568	San Francisco South East Treatment Plant	San Francisco	1990	4.5	0	NA

Bay Area Air Quality Management District
2026 Toxic Air Contaminant Control Program Annual Report

12197	United Airlines, Inc	San Francisco	2004	4.5	0.9	0
13335	San Jose Water Co-3Mile	San Jose	2012	4.5	0	0
14463	City of Burlingame	Burlingame	2021	4.5	0	NA
200833	The Grad Student Housing	San Jose	2019	4.5	0	NA
203063	Red Top Pump Station (City of Fairfield)	Fairfield	2023	4.5	0	NA
14419	City of Millbrae	Millbrae	2024	4.4	0	NA
15561	Comcast Cable Corporation	Fairfield	2003	4.4	0	NA
20792	City of Morgan Hill (Jackson Booster)	Morgan Hill	2024	4.4	0	NA
20794	City of Morgan Hill (C Lift Station)	Morgan Hill	2023	4.4	0	NA
23038	Baxter Healthcare Inc	Hayward	2013	4.4	0	NA
861	San Mateo Water Quality Control Plant	San Mateo	1989	4.3	0	NA
1082	Queen of the Valley Medical Center	Napa	2010	4.3	0.9	NA
2440	Sequoia Hospital / Dignity Health	Redwood City	2011	4.3	0.9	NA
15895	Heritage Estates/Sundt Construction, Inc	Livermore	2004	4.3	0	NA
20527	Oakland Unified School District	Oakland	2025	4.3	0	0.79
200563	Toyota Research Institute	Los Altos	2018	4.3	0	NA
12231	City of American Canyon	American Canyon	2021	4.26	0	NA
23132	1634 Pine Street LLC	San Francisco	2015	4.2	0	NA
24652	Zoetis, Inc	Union City	2024	4.2	0	0
25038	NASH Holland 24th and Waverly Investors LLC	Oakland	2022	4.2	0	NA
200664	MTII LLC	Sunnyvale	2018	4.2	0	NA
202020	META	Sunnyvale	2018	4.2	0	NA
1502	O'Connor Hospital	San Jose	2012	4.1	0	NA
1634	Napa State Hospital	Napa	1990	4.1	NA	NA
13521	Pacific Bell	San Francisco	2006	4.1	0	NA
13598	Comcast	San Jose	2018	4.1	0	NA
18808	Verizon Wireless (Orwood Tract)	Brentwood	2008	4.1	0	NA
19141	SJC Fuel Company, LLC	San Jose	2009	4.1	0	NA

Bay Area Air Quality Management District
2026 Toxic Air Contaminant Control Program Annual Report

200429	Yotel - SF	San Francisco	2017	4.1	0	NA
1209	Union Sanitary District	Union City	1989	4	0.03	NA
5095	Vasco Road Landfill	Livermore	1991	4	0.44	NA
8664	Crockett Cogeneration, LLC	Crockett	1991	4	NA	NA
12765	MCI,dba Verizon Business	Oakland	2000	4	NA	NA
14724	Sewerage Agency of Southern Marin	Mill Valley	2013	4	0	NA
15595	Golden Gate Ferry	Larkspur	2002	4	NA	NA
15789	City of Brentwood	Brentwood	2004	4	NA	NA
20999	Lowe's HIW, Inc	Fairfield	2011	4	0	NA
22626	Thermo Fisher Scientific	Pleasanton	2002	3.91	0	NA
778	San Jose-Santa Clara Regional Wastewater Facility	San Jose	1991	3.9	0	NA
13471	Pacific Bell	Half Moon Bay	2002	3.9	NA	NA
23580	One Rincon Tower 2 Association	San Francisco	2014	3.9	0	NA
111933	Costco Gasoline #1042	Redwood City	2008	3.9	0	NA
202121	Impossible Foods - Pilot Plant	Redwood City	2021	3.9	0	NA
25095	SF South Bay Shoreline Reach 1 & 2/3	San Jose	2022	3.88	0	NA
112497	Mash Gas & Food Orinda	Orinda	2021	3.84	0.03	NA
100369	Chevron Gas Station	Mill Valley	2021	3.83	0.02	NA
653	Central Marin Sanitation Agency	San Rafael	1989	3.8	0	NA
1067	Oro Loma Sanitary District	San Lorenzo	1989	3.8	0.01	NA
3613	UCSF Health St.Mary's Hospital	San Francisco	2012	3.8	0	NA
111081	505 Petroleum INC	Daly City	2021	3.8	0.02	NA
200493	CCSF - OCME	San Francisco	2017	3.8	0	NA
200396	Linkedin Corporation	Mountain View	2019	3.7	0	NA
201049	Boehringer-Ingelheim, Fremont	Fremont	2020	3.7	0	NA
202119	PATC 1810 Embarcadero	Palo Alto	2021	3.7	0	NA
202972	Southline Phase 1 Building 1	South San Francisco	2025	3.7	0	0
203290	Oakmont Lift Station SLS-17	Santa Rosa	2024	3.7	0	NA

Bay Area Air Quality Management District
2026 Toxic Air Contaminant Control Program Annual Report

2087	St Francis Memorial Hospital	San Francisco	2012	3.6	0	NA
9183	Napa-Vallejo Waste Management Authority	Napa	2003	3.6	0.9	NA
14369	Fisica	San Mateo	2005	3.6	0	NA
19465	RNM Properties	Petaluma	2004	3.6	NA	NA
22595	Augustine Bowers LLC c/o The Irvine Company LLC	Santa Clara	2016	3.6	0	NA
25065	Stanford University-Middle Plaza Office	Menlo Park	2022	3.6	0	NA
200406	Coastside County Water District	Half Moon Bay	2016	3.6	0	NA
200407	Coastside County Water District	Half Moon Bay	2017	3.6	0	NA
202071	Westlake Urban Building	San Mateo	2020	3.6	0	NA
202274	Rancho de Calistoga	Calistoga	2022	3.6	0	NA
202641	MedVet Silicon Valley	San Jose	2022	3.6	0	NA
13528	Pacific Bell	San Jose	2012	3.5	0	0
14992	Visa Land Management IV	Foster City	2002	3.5	NA	NA
17183	Novato Fire District	Novato	2005	3.5	0	NA
201378	Four Seasons Resort & Residences Napa Valley	Calistoga	2023	3.5	0	0.72
202382	SJFD TRAINING CENTER	San Jose	2025	3.5	0	NA
202724	San Bruno Recreation & Aquatic Center	San Bruno	2022	3.5	0	NA
51	United Airlines, Inc	San Francisco	1989	3.4	0.11	NA
2932	Cypress Lawn Cemetery Association	Colma	2014	3.4	0.6	0.99
5876	South San Francisco-San Bruno Water Quality Plant	South San Francisco	1989	3.4	0.13	NA
11431	City of Oakland Public Works Agency	Oakland	2006	3.4	0	NA
12517	The Presidio Trust	San Francisco	2012	3.4	0	NA
20023	Sunset Retoria	Benicia	2010	3.4	0.31	0.75
21152	Pleasanton Trucking, Inc	Livermore	2024	3.4	0.05	0.02
22683	TSMC North America	San Jose	2014	3.4	0	NA
23706	AXIS HOA	San Jose	2008	3.4	0	NA
201412	Synopsys Pathline Building 1	Sunnyvale	2023	3.4	0	NA

Bay Area Air Quality Management District
2026 Toxic Air Contaminant Control Program Annual Report

202738	Fire Station 16	Dublin	2022	3.4	0	NA
14825	Federal Aviation Administration	Mill Valley	2008	3.3	0	NA
20428	Kaiser Hospital	San Leandro	2010	3.3	0	NA
21601	San Francisco Marriott Fisherman's Wharf	San Francisco	2024	3.3	0	NA
21612	CCSF - 25VN	San Francisco	2018	3.3	0	NA
25075	Mission Rock Parcel G LLC	San Francisco	2022	3.3	0	0.01
201778	Contra Costa County Administration Building	Martinez	2020	3.3	0	NA
202828	Tasman ASL PropCo LLC	Santa Clara	2023	3.3	0	0.05
2315	Duggan's Mission Chapel	Sonoma	2019	3.2	0.5	0.55
8679	Kaiser Permanente	Richmond	2012	3.2	0	NA
13900	Comcast Communications	Daly City	2004	3.2	0	NA
19025	City of Fremont Development	Fremont	2008	3.2	0	NA
19323	555 YVR, LLC	Walnut Creek	2008	3.2	0	NA
200361	Webster House Health Center	Palo Alto	2016	3.2	0	NA
200439	Mosser Company	San Francisco	2017	3.2	0	NA
200652	The Exchange	San Francisco	2018	3.2	0	NA
201782	Elyse Winery	Napa	2019	3.2	0	NA
202964	Redwood Bay Biotech, LLC	Redwood City	2023	3.2	0	NA
16502	City of Brentwood	Brentwood	2006	3.1	0	NA
17649	Alexandria Real Estate Equities, Inc	South San Francisco	2018	3.1	0	NA
18938	City of Palo Alto-San Francisquito Pump Station	Palo Alto	2008	3.1	0	NA
19088	Avalon Bay	Union City	2008	3.1	0	NA
19162	BMR-Pacific Research Center, LP	Newark	2003	3.1	0.9	NA
19170	North Coast County Water District	San Bruno	2008	3.1	0	NA
19880	Bear Gulch Creek Partners LLC	Woodside	2010	3.1	NA	NA
19898	Menlo Park Portfolio c/o Tarlton Properties	Menlo Park	2022	3.1	0	NA
20126	Evocative	Santa Clara	2013	3.1	NA	NA
21193	Comcast Cable	Santa Clara	2020	3.1	0	NA

Bay Area Air Quality Management District
2026 Toxic Air Contaminant Control Program Annual Report

23344	First Republic Bank	San Francisco	2016	3.1	0	NA
23586	Bay Alarm-Concord	Concord	2016	3.1	0	NA
202290	California Water Service Co. BG Station 7	Portola Valley	2021	3.1	0	NA
13556	Pacific Bell	Vallejo	2003	3	0	NA
14484	Pacific Bell	Danville	2002	3	0.9	0
20905	S E Combined Services of California	Oakland	2017	3	0.98	0.89
22839	Apple, Inc	Santa Clara	2015	3	0.01	0.06
201384	Pure Storage, Inc.	Santa Clara	2018	3	0	NA
201628	Rigetti Computing	Berkeley	2019	3	0	NA
24758	Amazon Data Services, Inc	Santa Clara	2023	2.93	0	0.05
2457	Regional Medical Center of San Jose	San Jose	2011	2.9	0	NA
13332	Level 3 Communications	San Martin	2001	2.9	0	NA
18429	Sonoma County Human Services Building	Santa Rosa	2007	2.9	0	NA
20139	Potrero Hills Energy Producers, LLC	Suisun City	2011	2.9	0.78	0.98
20228	Amazon Data Services, Inc	Hayward	2014	2.9	0.03	NA
21295	California Hotel	Oakland	2012	2.9	0	NA
22442	Azure Apartment Complex	San Francisco	2014	2.9	NA	NA
201511	Bay Area Rapid Transit	Oakland	2018	2.9	0	NA
202327	Longfellow Real Estate Partners	Palo Alto	2023	2.9	0	0.9
202683	1307 66th, LLC	Emeryville	2022	2.9	0	NA
203237	Pimentel Place	Hayward	2024	2.9	0	NA
203236	Home2 Suites By Hilton San Jose South	San Jose	2024	2.86	0.01	NA
15291	Comcast Cable Corporation	Sebastopol	2003	2.84	NA	NA
3162	Pacific Gas and Electric Company	Concord	2002	2.8	0	NA
19102	Verizon Wireless-Fairfield MSC	Fairfield	2008	2.8	0	NA
20504	Las Gallinas Valley Sanitary District	San Rafael	2011	2.8	0	NA
22102	Southern Wine And Spirits	Union City	2013	2.8	0	NA
22854	Hillstone Restaurant Group	Saint Helena	2015	2.8	0	NA
109899	Costco Wholesale #423	Sunnyvale	2019	2.8	0	NA

Bay Area Air Quality Management District
2026 Toxic Air Contaminant Control Program Annual Report

200402	San Jose Water Company	San Jose	2017	2.8	0	NA
201800	City of Palo Alto	Palo Alto	2022	2.8	0	0.01
201806	Amazon USF1 Santa Clara	Santa Clara	2019	2.8	0	NA
202768	Pear Avenue Phase II	Mountain View	2022	2.8	0	NA
112321	APRO, LLC dba United Pacific #5440	Castro Valley	2021	2.77	0.02	NA
25206	Apple Inc	Sunnyvale	2022	2.7	0	0
111713	Costco Gasoline #1004	San Jose	2006	2.7	0.01	NA
201406	Residence Inn Berkeley	Berkeley	2021	2.7	0	NA
202870	SJW Mann Station	Cupertino	2023	2.7	0	NA
203395	S.S. Heritage Inn of Pleasanton, LLC	Pleasanton	2024	2.7	0	NA
18486	San Jose Fire Dept	San Jose	2007	2.6	0	NA
23162	Juniper Hotel Cupertino	Cupertino	2003	2.6	0	NA
24769	Ross Stores	Dublin	2003	2.6	0	NA
100108	Costco Fuel Facility (Loc. 148)	San Jose	2017	2.6	0	NA
200541	Workday	Pleasanton	2017	2.6	0	NA
200756	Hampton Inn San Jose	San Jose	2019	2.6	0	NA
6390	Evergreen Cemetery	Oakland	2008	2.5	0.9	NA
13399	KLA Corporation	Milpitas	2012	2.5	0.01	0
13651	Mettler-Toledo Rainin, LLC	Oakland	2002	2.5	NA	NA
18462	Stanford Medicine Outpatient Center	Redwood City	2008	2.5	0	NA
19558	One Kearny LLC	San Francisco	2009	2.5	0	NA
20079	Menlo Park Portfolio II, LLC	Menlo Park	2016	2.5	0	NA
22407	Kistler Winery-Tasting Room	Forestville	2014	2.5	0	NA
23638	Kenwood Fire District	Kenwood	2016	2.5	0	NA
202957	950 Page Mill Road	Palo Alto	2023	2.5	0	NA
3887	San Mateo Medical Center	San Mateo	2007	2.4	0.9	NA
14314	Solano County Facilities	Fairfield	2017	2.4	0	NA
15653	The Home Depot Store #1076	Brentwood	2005	2.4	0.9	NA
17657	Lodi Gas Storage LLC	Suisun City	2008	2.4	0.01	0.03

Bay Area Air Quality Management District
2026 Toxic Air Contaminant Control Program Annual Report

17986	Joseph Phelps Vineyards, LLC	Freestone	2006	2.4	0	NA
202283	Caymus Suisun Winery	Fairfield	2023	2.4	0	NA
202951	Albany Village Graduate Student Housing	Albany	2023	2.4	0	NA
203097	Rubicon	San Francisco	2023	2.4	0	NA
24535	NTT Global Data Centers Americas, Inc	Santa Clara	2020	2.31	0	NA
13867	City of SSF Water Quality Plant	South San Francisco	2004	2.3	NA	NA
14775	Level 3 Communications	San Francisco	2002	2.3	0	NA
16846	T-Mobile - Santa Clara Satellite	Santa Clara	2022	2.3	0	0.01
200915	Hillsdale Shopping Center- North Block	San Mateo	2018	2.3	0	NA
201578	Inglenook Winery	Rutherford	2019	2.3	0	NA
201851	MILTENYI BIOTEC	San Jose	2020	2.3	0	NA
202104	Azure Acres Recovery Center	Sebastopol	2022	2.3	0	NA
202631	1150 Terra Bella	Mountain View	2022	2.3	0	NA
202812	Fire Station 55	San Rafael	2023	2.3	0	NA
202848	Tiffany Court of Walnut Creek	Walnut Creek	2022	2.3	0	NA
202878	1173 Coleman Avenue (B3)	San Jose	2023	2.3	0	NA
202992	Berkeley Commons	Berkeley	2023	2.3	0	NA
203203	Collab Fertility, Inc.	Walnut Creek	2023	2.3	0	NA
13695	Lowe's HIW, Inc	Antioch	2002	2.2	0	NA
14964	Wells Fargo Bank	Fremont	2014	2.2	0	NA
15409	Mattson Technology, Inc	Fremont	2004	2.2	0	NA
16552	Contra Costa Water District	Concord	2005	2.2	NA	NA
18031	Kaiser Permanente	Napa	2012	2.2	0	NA
19931	K2 Pure Solutions Nocal, LP	Pittsburg	2009	2.2	0.03	0.38
21051	City of Santa Rosa	Santa Rosa	2021	2.2	0	NA
22135	S F Bay Area Rapid Transit District	Oakland	2013	2.2	0	NA
201768	Zeiss Innovation Center California	Dublin	2020	2.2	0	NA
202826	Fire Station 54	San Rafael	2022	2.2	0	NA
203158	PG III 250 East Grand, LLC	South San Francisco	2023	2.2	0	NA

Bay Area Air Quality Management District
2026 Toxic Air Contaminant Control Program Annual Report

203223	Target Store - T0324	San Jose	2025	2.2	0	NA
13923	Pacific Bell Corporation	San Francisco	2003	2.1	0.9	0
17584	Alexandria Real Estate Equities, Inc	South San Francisco	2006	2.1	0	NA
18013	200 Paul Avenue LLC, c/o Digital Realty Trust	San Francisco	2012	2.1	0	NA
19005	Verizon Wireless	Sonoma	2008	2.1	0	NA
19539	CoreSite Real Estate	Santa Clara	2024	2.1	0	NA
20775	SYNNEX Corporation	Fremont	2015	2.1	0	NA
21049	City of Santa Rosa	Santa Rosa	2023	2.1	0	NA
21370	TransitAmerica Services, Inc	San Francisco	2011	2.1	0	NA
109785	Contra Costa County Fire Station #81	Antioch	2024	2.1	0	NA
200623	Stonefire Apartments	Berkeley	2017	2.1	0	NA
201165	CoreSite Real Estate 3045 Stender, LP	Santa Clara	2024	2.1	0	NA
202356	Pacific Research Center	Newark	2023	2.1	0	NA
202592	Ascend Clinical LLC	Sunnyvale	2022	2.1	0	NA
202795	Bascom Assisted Living Facility	San Jose	2023	2.1	0	NA
203441	The Lafayette	Santa Clara	2024	2.1	0	NA
203450	Menlo Corporate Center	Menlo Park	2024	2.1	0	NA
20588	CSAA Insurance Group	Walnut Creek	2014	2.09	0	NA
25215	Twelve R&D Facility	Alameda	2023	2.06	0	NA
55	Lockheed Martin Corporation	Sunnyvale	1990	2	0.02	NA
2721	City of Palo Alto Landfill	Palo Alto	1989	2	NA	NA
4134	Irvington Memorial Cemetery	Fremont	2006	2	0.9	NA
16853	Town of Windsor	Windsor	2004	2	NA	NA
20233	488 Almaden Owner LLC	San Jose	2007	2	0	NA
20720	San Francisco Public Utilities Commission	San Francisco	2020	2	0	NA
22380	City of Brentwood	Brentwood	2014	2	0.01	NA
24421	1500 Space Park Drive LLC	Santa Clara	2022	2	0	0.02
202600	30680 Huntwood	Hayward	2022	2	0	NA
202800	City of Alameda	Alameda	2023	2	0	NA

Bay Area Air Quality Management District
2026 Toxic Air Contaminant Control Program Annual Report

203121	City of Antioch Water Treatment Plant	Antioch	2023	2	0	0
15889	Dublin San Ramon Services District	Dublin	2004	1.96	0	NA
22410	ROMEL 400 SECR, LLC	San Mateo	2013	1.95	0	NA
19470	Westfield Valley Fair	Santa Clara	2018	1.9	0	NA
19953	Santa Clara County Fire Dept	Los Gatos	2022	1.9	0	NA
22001	FedEx Freight, Inc	Hayward	2013	1.9	0	NA
22851	222 Second Street Owner, LP	San Francisco	2015	1.9	0	NA
23276	San Leandro Tech Campus	San Leandro	2017	1.9	0	NA
24324	Verb Surgical Inc	Santa Clara	2015	1.9	0	NA
100447	B & C Gas Mini Mart	Livermore	2022	1.9	0.01	NA
203164	Hampton Inn and Suites	San Mateo	2023	1.9	0	NA
12969	Verizon Business - SBEZCA	San Jose	2001	1.8	NA	NA
19924	The Irvine Company	San Jose	2010	1.8	0	NA
23653	939 Ellis Street, LLC	San Francisco	2017	1.8	0	NA
201658	Allogene Therapeutics, Inc.	South San Francisco	2019	1.8	0	NA
201827	Revolution Medicines, Inc.	Redwood City	2019	1.8	0	NA
203422	Courtyard by Marriott	Pittsburg	2024	1.8	0	NA
17306	Sonoma County Water Agency-Sonoma Booster Station	Santa Rosa	2020	1.74	0	NA
13062	Sysco San Francisco, Inc	Fremont	2001	1.7	0.9	0
13226	The Home Depot Store #1017	Hayward	2001	1.7	0	NA
16333	Verizon Wireless - Landess	Milpitas	2004	1.7	NA	NA
20656	City Of Brentwood	Brentwood	2020	1.7	0	NA
21170	Alexandria Real Estate Eq , Inc	South San Francisco	2018	1.7	0	NA
21348	Apple Inc	Sunnyvale	2012	1.7	0	NA
21535	Gap, Inc	San Francisco	2015	1.7	0	NA
21708	Clorox Services Company	Pleasanton	2013	1.7	NA	NA
111956	Poppy Old SF Road	Sunnyvale	2023	1.7	0.01	0.39
201802	Snowflake	Menlo Park	2019	1.7	0	NA

Bay Area Air Quality Management District
2026 Toxic Air Contaminant Control Program Annual Report

202363	Market Street Development	San Pablo	2021	1.7	0	NA
202364	The Emery (500 Apartments & Retail)	Emeryville	2022	1.7	0	NA
202450	1304 El Camino Real Apartments	Redwood City	2022	1.7	0	NA
202512	The Forum at Rancho San Antonio	Cupertino	2022	1.7	0	NA
202581	GeneFab, LLC	Alameda	2022	1.7	0	NA
202671	Rowland Plaza Pump Station	Novato	2022	1.7	0	NA
202963	AT&T - FA10095813 - East Fairfield	Suisun City	2023	1.7	0	NA
21891	Santa Clara County Roads and Airports Department	Livermore	2013	1.6	0	NA
22094	American Tower LLC - 89375- Starr Canyon Site	Morgan Hill	2013	1.6	0	NA
22785	Kilroy Realty Corporation	San Francisco	2014	1.6	0	NA
23616	Central Wolfe LLC	Sunnyvale	2016	1.6	0	NA
24188	Lyten	San Jose	2020	1.6	0.03	0.97
24541	San Francisco Recreation & Park Department	San Francisco	2022	1.6	0.01	0.96
109105	Rotten Robbie #67	San Jose	2024	1.6	0.01	0.51
111822	Mobil SS# 68171	Napa	2023	1.6	0.01	0.84
202171	TBUSA	San Jose	2021	1.6	0	NA
17864	Peralta Community College District	Berkeley	2006	1.59	0	NA
17573	San Francisco Municipal Railway	San Francisco	2006	1.58	0	NA
3273	Pacific Union College	Angwin	2004	1.5	0.9	NA
7189	Delta Diablo Sanitation District	Antioch	2006	1.5	0	NA
9313	St Luke's Hospital A/P,CPMC-STL Campus	San Francisco	2016	1.5	0	NA
21402	Forty Niners Stadium, LLC	Santa Clara	2012	1.5	0	NA
22474	Argent Materials Inc	Oakland	2023	1.5	0.54	0.01
23611	Google, Inc	San Francisco	2016	1.5	0	NA
24514	Bay Club Walnut Creek, LLC	Walnut Creek	2002	1.5	0	NA
200633	Bolb, Inc.	Livermore	2017	1.5	0	NA
201246	Amazon.com Services LLC - SCA3	Richmond	2025	1.5	0	NA
201874	30 Otis	San Francisco	2020	1.5	0	NA

Bay Area Air Quality Management District
2026 Toxic Air Contaminant Control Program Annual Report

202310	Guardant Health at 3100 Hanover Palo Alto	Palo Alto	2021	15	0	NA
202691	Vantage	South San Francisco	2022	15	0	0.01
202706	Shannon Community Center	Dublin	2022	15	0	NA
202867	1620 South Loop Road	Alameda	2023	15	0	NA
203042	Silicon Valley Surgery Center	Campbell	2023	15	0	NA
203147	6475 Christie Avenue	Emeryville	2023	15	0	NA
13289	Los Esteros Critical Energy Facility	San Jose	2001	14	0.01	NA
16411	City of Alameda / Public Works Dept	Alameda	2007	14	0.9	NA
16724	New Cingular Wireless dba AT&T Mobility	Santa Clara	2024	14	0	0
18875	Bay Street Apartments by Windsor	Emeryville	2005	14	NA	NA
19381	Blue Line Sterilization Services	Novato	2024	14	0	0.07
19673	Verizon Wireless(Jameson Canyon)	Suisun City	2009	14	0	NA
19803	San Jose Water Company	San Jose	2015	14	NA	NA
24126	Commercial Tree Care	San Jose	2024	14	0.02	0.07
24998	City of Santa Rosa	Santa Rosa	2021	14	0	NA
25053	Standford Health Care	Castro Valley	2020	14	0	NA
107273	Emeryville Chevron	Emeryville	2025	14	0.02	0.82
200348	West Bay Sanitary District	Portola Valley	2016	14	0	NA
201486	HCP LS Brisbane LLC c/o CBRE	Brisbane	2018	14	0	NA
201718	ARE - San Francisco No. 63, LLC	San Carlos	2019	14	0	NA
202081	Google, Inc.	Palo Alto	2020	14	0	NA
202507	Ritter Center	San Rafael	2022	14	0	NA
202591	10X Genomics	Pleasanton	2022	14	0	0
202649	Bret Harte Center	San Rafael	2022	14	0	NA
203143	Amazon.com Services - DSF8	Richmond	2023	14	0	NA
200601	GI ETS Shoreline LLC - 7000 Shoreline Ct	South San Francisco	2017	1.35	0	NA
633	Intel Corporation	Santa Clara	2025	13	0.29	0.09
12764	MCI dba Verizon Business	Dublin	2001	13	NA	NA
14020	Prologis	San Francisco	2024	13	0	NA

Bay Area Air Quality Management District
2026 Toxic Air Contaminant Control Program Annual Report

15949	Fernwood	Mill Valley	2005	1.3	0.04	NA
16185	City of Belmont	Belmont	2004	1.3	0.9	NA
21386	Santa Rosa Jr College Campus (SRJC)	Petaluma	2012	1.3	0	NA
22307	Garre Winery Event Center	Livermore	2014	1.3	0	NA
22379	Preferred Freezer Services	San Leandro	2014	1.3	0	NA
24109	Ponte Gadea California LLC	San Francisco	2022	1.3	0	NA
25257	BMR-Gateway of Pacific III LP	South San Francisco	2021	1.3	0	0.04
112573	Kwik Serv	Walnut Creek	2022	1.3	0.01	NA
202776	Brittan West	San Carlos	2024	1.3	0	0
202780	Nkarta, Inc.	South San Francisco	2022	1.3	0	NA
202802	Livermore Hub	Livermore	2023	1.3	0	NA
203039	Amgen Inc.	South San Francisco	2021	1.3	0	NA
24914	Mainspring Energy, Inc.	Menlo Park	2021	1.21	0.11	0.84
15362	George Roberts	Atherton	2003	1.2	NA	NA
16248	Comcast of California IX Inc	Fremont	2015	1.2	0	NA
16795	Westfield San Francisco Center	San Francisco	2005	1.2	0.9	NA
18517	Verizon Wireless (St Helena)	Calistoga	2007	1.2	0	NA
18658	San Francisco Bay Bridge Toll Plaza	Oakland	2007	1.2	0	NA
18990	Phoenix American Inc	San Rafael	2008	1.2	NA	NA
22624	Golub Real Estate Corporation	San Francisco	2014	1.2	0	NA
22842	Contra Costa County Public Works Department	Martinez	2015	1.2	0	NA
24551	SFF 1650 Street LLC	Emeryville	2005	1.2	NA	NA
111185	Costco Gasoline #778	Fremont	2024	1.2	0.04	0.1
200822	Tech Corners Campus LLC	Sunnyvale	2018	1.2	0	NA
201428	Alviso Storm Pump Station	San Jose	2018	1.2	0	NA
202715	Sequence Campus	Fremont	2022	1.2	0	NA
202766	Sonoma Valley Unified School District Office	Sonoma	2022	1.2	0	NA
202975	Piezzi Lift Station SLS-09	Santa Rosa	2023	1.2	0	NA

Bay Area Air Quality Management District
2026 Toxic Air Contaminant Control Program Annual Report

203436	LH Shoreline Apartments LP - 1170 Spruce St.	Mountain View	2024	1.2	0	NA
85	Western Digital Technologies Inc	San Jose	1989	1.1	0.01	NA
2025	University of San Francisco	San Francisco	2012	1.1	0.9	NA
13491	AT&T	Mountain View	2003	1.1	0	0
17073	T-Mobile - Oakland Switch	Oakland	2023	1.1	0	NA
18753	City of Santa Clara	Santa Clara	2007	1.1	NA	NA
20413	Hawthorne Plaza Assoc LLC	San Francisco	2014	1.1	NA	NA
24089	TransMontaigne Operating LP	Martinez	2006	1.1	0.9	NA
24942	Samaritan Medical Center	San Jose	2021	1.1	0	0
111160	Los Gatos Mobil One	Los Gatos	2024	1.1	0	1.4
200376	Hyatt Place Emeryville	Emeryville	2016	1.1	0	NA
201807	Prime Now LLC-USF2	San Leandro	2019	1.1	0	NA
202304	VA Santa Rosa CBOC	Santa Rosa	2021	1.1	0	NA
202854	Redwood Credit Union - Napa Campus	Napa	2023	1.1	0	NA
203462	Cow Palace Arena & Event Center	Daly City	2025	1.1	0	NA
13518	SBC	San Francisco	2004	1.03	0	NA
11924	California Pacific Medical Center	San Francisco	2012	1	0	NA
12958	Los Gatos Memorial Park	San Jose	2023	1	0.04	0.2
13108	Vallejo Sanitation & Flood Control Dist	Vallejo	2004	1	0	NA
13333	Saratoga Retirement Community	Saratoga	2001	1	0	0
13825	San Jose Water Co , Montevina	Los Gatos	2016	1	0	NA
15284	City of Dublin	Dublin	2022	1	0	NA
15458	City of Pinole Fire	Pinole	2003	1	0	NA
17461	City of Redwood City	Redwood City	2012	1	0	NA
19090	San Francisco Public Utilities Commission	San Francisco	2010	1	NA	NA
19405	Fairfield Fire Department - Station 37	Fairfield	2009	1	0	NA
20663	City of Cupertino	Cupertino	2012	1	NA	NA
25035	Cellink Corporation	San Carlos	2022	1	0.06	0.06
106562	Fuel 24:7 @ Miller Ave	Mill Valley	2021	1	0.01	NA

Bay Area Air Quality Management District
2026 Toxic Air Contaminant Control Program Annual Report

201699	Microsoft Corporation	Mountain View	2019	1	0	NA
201727	SFPUC - Yerba Buena Island	San Francisco	2022	1	0	NA
202626	Page Street Studios	San Jose	2022	1	0	NA
200600	Sewerage Agency of Southern Marin	Mill Valley	2017	0.99	0	NA
17950	City of Hayward Public Works Utilities	Hayward	2006	0.98	0	NA
203393	1776 Laurel St., San Carlos	San Carlos	2024	0.98	0.01	0
200502	Fortinet	Union City	2017	0.97	0	NA
21041	City of Santa Rosa	Santa Rosa	2023	0.96	0	NA
2227	Mills Peninsula Medical Center	Burlingame	2009	0.95	0	NA
21978	Meta Platforms, Inc. - FRE 126	Fremont	2013	0.95	0	NA
20196	CPF B Tenant, LLC/Cavallo Point Lodge	Sausalito	2010	0.94	0	NA
203049	The Surgery Center	Oakland	2023	0.93	0	NA
24972	Genomic Health, Inc	Redwood City	2009	0.91	0	NA
203244	Avalon West Dublin	Dublin	2023	0.91	0	NA
1464	Acme Fill Corporation	Martinez	1991	0.9	0.09	NA
2039	Potrero Hills Landfill, Inc	Suisun City	1991	0.9	0.09	NA
2246	Waste Management of Alameda County	Fremont	1991	0.9	0.09	NA
2266	Browning-Ferris Industries of CA Inc	Half Moon Bay	1991	0.9	0.09	NA
3464	City of Santa Clara	Santa Clara	1991	0.9	0.09	NA
5498	Randall-Bold Water Treatment Plant	Oakley	2010	0.9	0	NA
9013	International Disposal Corp of CA	Milpitas	1991	0.9	0.09	NA
11247	Clover Flat Resource & Recovery Park	Calistoga	1991	0.9	0.09	NA
13197	Town of Discovery Bay	Discovery Bay	2001	0.9	NA	NA
14316	Judicial Council of California, JCC 48-A1	Fairfield	2010	0.9	0	NA
19127	Parkmerced Investors LLC	San Francisco	2008	0.9	0	NA
19817	County of Marin, MER, Bolinas	Bolinas	2008	0.9	0	NA
24270	Sutter Bay Hospitals dba Alta Bates Summit Med Ctr	Berkeley	1994	0.9	0.02	NA
200628	City of Union City	Union City	2017	0.9	0	NA

Bay Area Air Quality Management District
2026 Toxic Air Contaminant Control Program Annual Report

202654	Alexza Pharmaceuticals	Fremont	2022	0.9	0	NA
19187	Walnut Creek Endoscopy & Surgery Center	Walnut Creek	2008	0.88	0	NA
21916	The Maude & Mathilda R&D c/o Kilroy Realty LP	Sunnyvale	2013	0.87	0	NA
23738	Chinatown Community Development Center	San Francisco	2007	0.87	0	NA
202646	Oakland 11	Oakland	2022	0.86	0	NA
202933	2895 Seventh Street	Berkeley	2023	0.86	0	NA
15906	1035 Market Street	San Francisco	2004	0.85	0	NA
24317	Planetary Ventures	Mountain View	2019	0.85	0	NA
18915	City of San Jose Municipal Water	San Jose	2024	0.84	0	NA
20515	Santa Clara Unified School District	Santa Clara	2021	0.84	0	NA
13949	Amazon.com Services LLC - DSJg	Oakland	2002	0.83	NA	NA
24096	Pacific Oak SOR 353 Sacramento St, LLC	San Francisco	2021	0.83	0	NA
202661	Iron Ox GH1X	Gilroy	2022	0.82	0	NA
202718	Extra Space Storage	Alameda	2022	0.82	0	NA
20461	The Pyramid Center	San Francisco	2017	0.81	0	NA
15507	Point Richmond R & D Associates	Richmond	2007	0.8	0	NA
22305	UE-00101CA, LLC	San Jose	2014	0.8	0.01	0
22938	Visual Concepts Entertainment	Novato	2015	0.8	0	NA
24187	Shimmick/Danny's Joint Venture	Mill Valley	2019	0.8	NA	NA
111362	Fast Gas & Mini Mart	San Leandro	2021	0.8	0	NA
4007	Central Contra Costa Sanitary District	Orinda	2021	0.79	0	0
23815	Pacific Park Plaza Homeowner Assoc	Emeryville	2017	0.79	0.01	NA
202660	Peninsula Innovation Point	Burlingame	2022	0.79	0	NA
202784	BTC III San Jose Logistics Center LP	San Jose	2022	0.79	0	NA
202803	GI ETS Hayward LLC	Hayward	2022	0.79	0	NA
203667	Spartan Village on the Paseo	San Jose	2025	0.79	0	NA
21046	City of Santa Rosa	Santa Rosa	2023	0.77	0	NA
200744	Fremont Bank Livermore Operations	Livermore	2021	0.75	0	NA

Bay Area Air Quality Management District
2026 Toxic Air Contaminant Control Program Annual Report

25149	Google Caribbean	Sunnyvale	2022	0.74	0	0.01
202163	Bionova Scientific Inc.	Fremont	2024	0.74	0	0.37
203048	Target Store - T1426	San Jose	2023	0.74	0	NA
200461	New Cingular Wireless PCS, LLC dba AT&T Mobility	Livermore	2017	0.73	0	NA
203282	1953 Concourse Dr LLC	San Jose	2024	0.73	0	NA
203345	Hummingbird ESS LLC	San Jose	2024	0.73	0	NA
203012	950 Marina Village Parkway	Alameda	2023	0.72	0	NA
23817	Matheson Tri-Gas, Inc	Richmond	2017	0.71	0	NA
202804	STC Venture Block 3RWS, LLC	Sunnyvale	2023	0.71	0	0
203120	Allen Brothers NorCal	Richmond	2023	0.71	0	NA
13589	Pacific Bell	Sonoma	2006	0.7	NA	NA
13742	East Bay Municipal Utility Dist	Richmond	2005	0.7	0	NA
14475	City of Burlingame	Burlingame	2012	0.7	0	NA
18136	Russell City Energy Co, LLC	Hayward	2007	0.7	0.01	0.02
22277	Union Investment Real Estate GmbH	San Francisco	2007	0.7	0	NA
200845	IKEA	American Canyon	2018	0.7	0	NA
203149	2460 Embarcadero	Palo Alto	2024	0.7	0	NA
17248	City of Santa Clara - Laurelwood Storm	Santa Clara	2022	0.69	0	0
203485	Vine & Fig	St. Helena	2024	0.68	0	NA
202531	3000 Hanover	Palo Alto	2023	0.67	0	NA
200373	Calico Laboratories	South San Francisco	2016	0.66	0	NA
202495	Genesis Marina	Brisbane	2022	0.65	0	0.01
202620	Sonoma County Indian Health Project, Inc.	Santa Rosa	2022	0.65	0	NA
202896	T-Mobile - BA62012S	Oakland	2023	0.63	0	NA
202506	Logisticenter Fairfield	Fairfield	2023	0.61	0	NA
202678	100 Altair Way	Sunnyvale	2022	0.61	0	NA
7421	Pacific Bell	Fremont	2002	0.6	NA	NA
17428	Quadrus Sand Hill, LLC	Menlo Park	2005	0.6	NA	NA

Bay Area Air Quality Management District
2026 Toxic Air Contaminant Control Program Annual Report

201704	NFD - Station 64	Novato	2019	0.6	0	NA
21047	City of Santa Rosa	Santa Rosa	2023	0.59	0	NA
23682	Elixir Medical Corporation	Milpitas	2016	0.59	0	NA
111299	Mobile Gas N Car Wash	Walnut Creek	2022	0.59	0.01	NA
201401	AP3-SF3 CT NORTH LLC	South San Francisco	2018	0.59	0	NA
203071	Morningstar DeAnza Memory Care	San Jose	2023	0.59	0	NA
203109	Dumbarton Circle Spec Suite	Fremont	2023	0.59	0	NA
21183	City of Santa Rosa	Santa Rosa	2023	0.58	0	NA
201882	ARE-San Francisco No. 65, LLC	South San Francisco	2020	0.57	0	NA
201964	Terreno Morton LLC	Newark	2024	0.57	0	NA
202597	Marina Village Parkway Pump Station - 713 Marina Village Pkwy	Alameda	2023	0.57	0	NA
202807	Harbor Bay Pump Station	Alameda	2022	0.57	0	NA
203493	850 Marina Village Parkway	Alameda	2024	0.57	0	NA
202031	Palmaz Vineyards	Napa	2022	0.56	0	NA
202887	Vine Transit Maintenance Facility	Napa	2023	0.55	0	NA
200693	Amtrak	Oakland	2023	0.54	0	NA
202697	Allston Way - Warm Shell & Core	Berkeley	2022	0.54	0	NA
25115	Foundry 31 LLC	Berkeley	2022	0.53	0	0
202606	Twelve Benefit Corporation	Alameda	2022	0.53	0	NA
14950	Frontier California	Kenwood	2009	0.52	0	NA
23131	Sutter Health-CPMC VNC	San Francisco	2015	0.52	0	NA
202749	Vaxart, Inc.	South San Francisco	2022	0.52	0	NA
202879	CLPF GRP Uptown Menlo Park	Menlo Park	2023	0.52	0	NA
201879	7380 Morton	Newark	2020	0.51	0	NA
2885	Union Sanitary Dist, Newark PS	Newark	2007	0.5	NA	NA
21192	City of Dublin/Public Works	Dublin	2012	0.5	0	NA
23557	New Cingular Wireless PCS dba AT&T Mobility	Pacifica	2016	0.5	NA	NA
202998	1015 Atlantic Ave	Alameda	2023	0.5	0	NA

Bay Area Air Quality Management District
2026 Toxic Air Contaminant Control Program Annual Report

23274	OnTrac Logistics, Inc	Fremont	2016	0.49	o	NA
202056	FedEx Freight Livermore	Livermore	2020	0.49	o	NA
202930	1700 Dell Avenue	Campbell	2023	0.49	NA	NA
201630	Pacific Commons Owner LP	Fremont	2024	0.48	o	NA
25102	Uptown Broadway LLC	Oakland	2016	0.47	o	NA
25137	921 Howard	San Francisco	2022	0.47	o	NA
202454	Eat Just - Tenant Improvement	Alameda	2022	0.47	o	NA
202695	SyntheGo Holdings, Inc.	Redwood City	2022	0.45	o	NA
201469	OLE Health South Napa Campus	Napa	2018	0.43	o	NA
202817	Amazon.com Services LLC - SCA2	Brisbane	2023	0.41	o	NA
202902	T-Mobile - SF64142S	Campbell	2023	0.41	o	NA
18451	Catholic Cathedral Corporation of the East Bay	Oakland	2007	0.4	o	NA
20838	New Cingular Wireless dba AT&T Mobility	Saint Helena	2015	0.4	o	NA
22058	KRE 1221 Broadway Owners LLC	Oakland	2001	0.4	o	NA
111865	Richmond 1001 Petroleum Inc	Richmond	2025	0.4	o	1
200347	1500 N California Blvd LLC	Walnut Creek	2016	0.4	o	NA
202708	GS MP Portal Owner, LLC.	Menlo Park	2022	0.4	o	NA
202835	220 Park Road	Burlingame	2022	0.39	o	NA
13986	City of Santa Rosa Utilities Dept	Santa Rosa	2023	0.38	o	NA
13987	City of Santa Rosa Utilities Dept	Santa Rosa	2023	0.38	o	NA
203153	San Ramon Property Owner LLC	San Ramon	2023	0.38	o	NA
21868	Chappellet Winery	Saint Helena	2013	0.37	o	NA
202532	1600 Harbor Bay Parkway	Alameda	2022	0.37	o	NA
202965	AT&T - FA10088156 - Hwy 101 - Lincoln	San Rafael	2023	0.37	o	NA
201737	Marcassin Wine	Windsor	2019	0.36	o	NA
202399	490 De Guigne Generator	Sunnyvale	2022	0.35	o	NA
202739	3450 Hillview	Palo Alto	2022	0.34	o	NA
15808	The Home Depot Store #8572	Morgan Hill	2025	0.33	o	o

Bay Area Air Quality Management District
2026 Toxic Air Contaminant Control Program Annual Report

18807	California Highway Patrol, Cordelia Insp Facility	Fairfield	2014	0.32	0	NA
202551	Amazon.com Services LLC - DFO3	Livermore	2023	0.32	0	NA
202785	PR Clawiter Hayward, LLC	Hayward	2022	0.31	0	NA
907	Central Contra Costa Sanitary District	Martinez	2012	0.3	0	NA
10327	Sutter Bay Hospitals dba Mills-Peninsula Health	San Mateo	2010	0.3	0	NA
18587	UC Hastings School of the Law	San Francisco	2019	0.3	NA	NA
22317	Thermo Fisher Scientific	Fremont	2014	0.3	NA	NA
24925	BioSquare Silicon Valley	San Jose	2021	0.3	0	NA
202136	BCDPF Bay Area Commerce Center Lease Management LLC	Livermore	2022	0.3	0	NA
202891	West 10 Warehouse	Redwood City	2023	0.3	0	NA
17710	3E Company/Regulatory Dept c/o Home Depot #6603	East Palo Alto	2023	0.29	0	NA
24447	DW LSP 550 TF, LLC	San Francisco	2023	0.29	0	NA
202900	T-Mobile - BA62062S	Fremont	2023	0.29	0	NA
201796	Prologis 6 Livermore	Livermore	2019	0.28	0	NA
202008	City of Newark	Newark	2020	0.27	0	NA
203015	TI Lot 10, LLC	San Francisco	2023	0.27	0	NA
24297	MCREF Rincon Hill, LLC	San Francisco	2019	0.26	0	NA
24427	EPZ, Inc	Santa Clara	2024	0.26	0.35	0.53
203384	University of CA San Francisco - Peninsula Outpatient Center	Burlingame	2024	0.26	0	0.08
14024	San Ramon Valley Fire District - Station #34	San Ramon	2024	0.25	0	0
20204	City of San Mateo	San Mateo	2022	0.25	0	0
203161	Logisticenter At Enterprise	Hayward	2023	0.25	0	NA
100625	County of San Mateo - Half Moon Bay Airport	Half Moon Bay	2025	0.23	0	NA
4863	Pleasant Hill Cemetery	Sebastopol	2016	0.22	0.02	0.45
203115	BGOGC 2197/2225 Bayshore Owner LLC	Palo Alto	2024	0.21	0	NA
14991	Donald Von Raesfeld Power Plant	Santa Clara	2002	0.2	0.2	0.4

Bay Area Air Quality Management District
2026 Toxic Air Contaminant Control Program Annual Report

22144	Irvine Company Office Properties	Santa Clara	2013	0.2	0	NA
25211	Rivian Automotive, LLC	Hayward	2024	0.2	0.03	1
203017	Fairfield Industrial Center	Fairfield	2023	0.2	0	NA
25092	Photop Technologies, Inc	Santa Rosa	2022	0.19	0	0.08
24068	Pacific Oak SOR II Oakland City Center LLC	Oakland	2023	0.18	0	NA
202914	1951 Shattuck	Berkeley	2023	0.18	0	NA
24596	SKS/ Prado 2130 Third Street, LLC	San Francisco	2020	0.17	0	NA
24876	Eurofins Infinity Laboratory Group, Inc	San Jose	2022	0.17	0	NA
14595	Federal Aviation Administration	San Jose	2024	0.16	0	NA
16319	UCSF/Hunters Point	San Francisco	2024	0.16	0	0
202924	Parr Blvd. & Richmond Parkway Building 1	Richmond	2023	0.16	0	NA
24713	CCSF-TC & FSD	San Francisco	2020	0.15	0	NA
202716	901 Mariners Island Boulevard	San Mateo	2022	0.15	0	0
2634	Carriage Funeral Holdings, Inc.	Lafayette	2018	0.14	0.01	0.27
202775	Nutcracker Therapeutics	Emeryville	2022	0.14	0	NA
202974	24493 Clawiter Road	Hayward	2023	0.14	0	NA
203319	47200 Bayside Parkway	Fremont	2024	0.14	0	NA
202837	300 Kansas Building	San Francisco	2023	0.13	0	NA
202687	Oyster Point Phase 2 Development	South San Francisco	2022	0.12	0	0
13884	Delta Diablo Sanitation District	Pittsburg	2022	0.11	0	NA
203011	Robert Mondavi Winery, Red barn	Napa	2023	0.11	0	NA
203296	Ultragenyx Pharmaceutical Inc.	South San Francisco	2024	0.11	0	NA
16955	City of Santa Rosa Utilities Dept	Santa Rosa	2005	0.1	NA	NA
18177	Sonoma County Sheriff's Office	Petaluma	2007	0.1	0	NA
100768	Silver Oak Cellars	Oakville	2018	0.1	NA	NA
202858	531 Bryant Street	San Francisco	2023	0.09	0	NA
25302	Netrition, Inc.	Santa Rosa	2023	0.08	0.02	0.01
25133	Antora Energy	Sunnyvale	2022	0.06	0.27	0.07
201943	Caltrans - Devil's Slide	Pacifica	2020	0.04	0	NA

Bay Area Air Quality Management District
2026 Toxic Air Contaminant Control Program Annual Report

20432	Ameresco Vasco Road LLC	Livermore	2014	0.03	0.3	0.99
25127	Poplar Avenue Pump Station	San Mateo	2022	0.03	0	0
202730	Napa Regional Center	American Canyon	2022	0.03	0	0.21
24235	MRL San Francisco, LLC	South San Francisco	2019	0.02	0	0.96
10913	HASA Inc	Pittsburg	2023	NA	0.12	0.13
23467	Vander-Bend Manufacturing Inc	San Jose	2025	NA	0	0.13
23492	C and H Enterprises	Fremont	2024	NA	0	0.78
24313	Impact Transportation, LLC	Oakland	2019	NA	0.8	0.7
24752	Advanced IPM	Oakland	2022	NA	0.19	NA

Bay Area Air Quality Management District
2026 Toxic Air Contaminant Control Program Annual Report

Table A-2. Facilities with Approved HRAs Ordered by Non-Cancer Risk

Facility Number	Facility Name	City	HRA Year	Cancer Risk (Chances in a million)	Chronic HI	Acute HI
23204	United Natural Foods Inc (UNFI)	Gilroy	2016	9.99	1	NA
23554	Santa Clara Valley Transportation Authority	Milpitas	2016	9.99	1	NA
200385	SF Police Credit Union	San Bruno	2016	9.99	1	NA
200460	Meadowood Resort	Saint Helena	2016	9.99	1	NA
200909	Partnership Health Plan of California	Fairfield	2018	9.99	1	NA
201183	Alexander Station Apartments	Gilroy	2018	9.99	1	NA
23612	City Hall - City of San Ramon	San Ramon	2016	9.99	0.99	NA
2320	Oak View Memorial Park	Antioch	2016	4.7	0.99	0.74
20905	S E Combined Services of California	Oakland	2017	3	0.98	0.89
450	Veterans Administration Medical Center	Palo Alto	2011	9.9	0.9	NA
1275	Novato Sanitary District	Novato	2009	9.9	0.9	NA
1785	Children's Hospital, Oakland	Oakland	2012	9.9	0.9	NA
3711	Sutter Health Eden Medical Center	Castro Valley	2010	9.9	0.9	NA
14039	Contra Costa Water District	Concord	2019	9.9	0.9	NA
14944	City of Palo Alto	Palo Alto	2019	9.9	0.9	NA
15464	Pixar Animation Studios	Emeryville	2009	9.9	0.9	NA
15504	Kaiser Santa Rosa Medical Office, Bldg #4	Santa Rosa	2019	9.9	0.9	NA
15529	City of Sunnyvale - DPS -164-0 & 165-0	Sunnyvale	2019	9.9	0.9	NA
15592	SFPUC Sunol Valley Chloramination Facility & Alameda Portal	Sunol	2010	9.9	0.9	NA
16043	City of Santa Rosa Subregional Utilities	Santa Rosa	2019	9.9	0.9	NA
17154	City of Milpitas	Milpitas	2016	9.9	0.9	NA
18769	Jay Paul Company	Sunnyvale	2019	9.9	0.9	NA
19442	Sequoia Union High School District	Atherton	2018	9.9	0.9	NA
19779	Alameda County Public Works Agency	Hayward	2009	9.9	0.9	NA

Bay Area Air Quality Management District
2026 Toxic Air Contaminant Control Program Annual Report

20208	Coastside County Water District	Half Moon Bay	2010	9.9	0.9	NA
20324	Judicial Council of California, CC 43-B2	San Jose	2002	9.9	0.9	NA
20536	Lucid USA Inc	Newark	2019	9.9	0.9	NA
20968	Guardant Health Inc.	Redwood City	2019	9.9	0.9	NA
21043	City of Santa Rosa	Santa Rosa	2019	9.9	0.9	NA
21615	City & County of SF (Real Estate Div)	San Francisco	2019	9.9	0.9	NA
22350	Gamble Family Vineyards	Yountville	2014	9.9	0.9	NA
22445	City of Pacifica Water Recycling/Wastewater Treat	Pacifica	2019	9.9	0.9	NA
22691	Signature Flight Support	Santa Clara	2015	9.9	0.9	NA
22751	Google LLC	Mountain View	2011	9.9	0.9	NA
23005	Olive Tree Manor LLC	Napa	2015	9.9	0.9	NA
23086	Paraduxx Winery	Napa	2015	9.9	0.9	NA
23199	Bergman Residence	Saint Helena	2015	9.9	0.9	NA
23444	Silver Springs Networks, Inc	San Jose	2016	9.9	0.9	NA
23535	Judicial Council of CA, East County Hall Justice	Dublin	2016	9.9	0.9	NA
23814	PayPal Inc	San Jose	2019	9.9	0.9	NA
24622	San Francisco Bay Area Rapid Transit District	Oakland	2018	9.9	0.9	NA
200240	Costco Gasoline #1267	San Jose	2014	9.9	0.9	NA
200431	Seed Testing Real Estate II	Gilroy	2019	9.9	0.9	NA
200471	Frito Lay, Inc.	Alameda	2017	9.9	0.9	NA
200678	Jackson Family Wines - Oakville	Oakville	2017	9.9	0.9	NA
200784	FN Cellars, Inc.	Oakville	2019	9.9	0.9	NA
201031	Public Safety Complex - Police Services Building	Dublin	2019	9.9	0.9	NA
201247	CADE at 13th Vineyard	Angwin	2020	9.9	0.9	NA
201688	Stonestown Anchor Acquisition, LP	San Francisco	2019	9.9	0.9	NA
201726	O'Brien Estates	Napa	2019	9.9	0.9	NA
201736	BH 3500 Mountain Blvd. LLC	Oakland	2019	9.9	0.9	NA

Bay Area Air Quality Management District
2026 Toxic Air Contaminant Control Program Annual Report

201755	Hourglass Winery	Calistoga	2019	9.9	0.9	NA
201781	Ric Forman Residence	St. Helena	2019	9.9	0.9	NA
201793	Santa Clara Valley Transportation Authority	San Jose	2019	9.9	0.9	NA
201937	Rivers Marie Winery	Calistoga	2020	9.9	0.9	NA
201939	Red Hawk Vineyards	Pope Valley	2020	9.9	0.9	NA
202021	BART Berryessa Station	San Jose	2016	9.9	0.9	NA
203252	County of Marin/MERA-Mt. Burdell OTA	Novato	2023	9.9	0.9	NA
203320	County of Marin/MERA-Coyote Peak	Petaluma	2023	9.9	0.9	NA
203344	Oakley Recreation Center	Oakley	2024	9.9	0.9	NA
12916	Cisco System	Milpitas	2004	9.8	0.9	o
15253	Oracle Corporation	Redwood City	2011	9.8	0.9	NA
17347	College of San Mateo	San Mateo	2007	9.6	0.9	NA
3670	Kaiser Foundation Hospital	Vallejo	2007	9.5	0.9	NA
16441	City of Hayward Department of Public Works	Hayward	2005	9.1	0.9	NA
18971	UCSF/CPFM	San Francisco	2008	8.4	0.9	NA
19325	Swissport Fueling, Inc	Oakland	2011	8.1	0.9	NA
15982	Google LLC	Mountain View	2012	8	0.9	NA
25055	USS-UPI, LLC	Pittsburg	1994	8	0.9	NA
19060	Hosting Com	San Francisco	2009	7.4	0.9	NA
17769	T5@Silicon Valley, LP	Newark	2010	7.2	0.9	NA
453	Good Samaritan Hospital	San Jose	2005	6.7	0.9	NA
2172	Office of The Sheriff	San Bruno	2006	6.7	0.9	NA
15292	IKEA California LLC	East Palo Alto	2003	6.6	0.9	NA
13515	AT&T	San Francisco	2006	6.3	0.9	o
23984	4700 Old Ironsides Drive LLC	Santa Clara	2003	5.6	0.9	NA
23622	Vision Recycling Benicia	Benicia	2002	5	0.9	NA
16200	The Gymboree Corporation	San Francisco	2004	4.9	0.9	NA
12197	United Airlines, Inc	San Francisco	2004	4.5	0.9	o
1082	Queen of the Valley Medical Center	Napa	2010	4.3	0.9	NA

Bay Area Air Quality Management District
2026 Toxic Air Contaminant Control Program Annual Report

2440	Sequoia Hospital / Dignity Health	Redwood City	2011	4.3	0.9	NA
9183	Napa-Vallejo Waste Management Authority	Napa	2003	3.6	0.9	NA
19162	BMR-Pacific Research Center, LP	Newark	2003	3.1	0.9	NA
14484	Pacific Bell	Danville	2002	3	0.9	0
6390	Evergreen Cemetery	Oakland	2008	2.5	0.9	NA
3887	San Mateo Medical Center	San Mateo	2007	2.4	0.9	NA
15653	The Home Depot Store #1076	Brentwood	2005	2.4	0.9	NA
13923	Pacific Bell Corporation	San Francisco	2003	2.1	0.9	0
4134	Irvington Memorial Cemetery	Fremont	2006	2	0.9	NA
13062	Sysco San Francisco, Inc	Fremont	2001	1.7	0.9	0
3273	Pacific Union College	Angwin	2004	1.5	0.9	NA
16411	City of Alameda / Public Works Dept	Alameda	2007	1.4	0.9	NA
16185	City of Belmont	Belmont	2004	1.3	0.9	NA
16795	Westfield San Francisco Center	San Francisco	2005	1.2	0.9	NA
2025	University of San Francisco	San Francisco	2012	1.1	0.9	NA
24089	TransMontaigne Operating LP	Martinez	2006	1.1	0.9	NA
24313	Impact Transportation, LLC	Oakland	2019	NA	0.8	0.7
20139	Potrero Hills Energy Producers, LLC	Suisun City	2011	2.9	0.78	0.98
21775	Central Concrete Supply Inc	San Francisco	2017	5.43	0.76	0.09
21539	Golden State Pet Cremation	Castro Valley	2013	9.99	0.7	0.3
21298	Flintstone Enterprises DBA Forever My Pet	Gilroy	2012	9.8	0.6	0.1
2932	Cypress Lawn Cemetery Association	Colma	2014	3.4	0.6	0.99
17130	A Memorial Service LLC, dba Animal Memorial Svcs	Gilroy	2024	5.9	0.56	0.05
22474	Argent Materials Inc	Oakland	2023	1.5	0.54	0.01
2478	UCSF/Parnassus	San Francisco	1992	7.1	0.5	NA
2315	Duggan's Mission Chapel	Sonoma	2019	3.2	0.5	0.55
24828	Zayo Group, LLC	Santa Clara	2023	5.9	0.46	NA
5095	Vasco Road Landfill	Livermore	1991	4	0.44	NA

Bay Area Air Quality Management District
2026 Toxic Air Contaminant Control Program Annual Report

617	Palo Alto Regional Water Quality Control Plant	Palo Alto	1989	8	0.42	NA
1228	Sonoma County Water Agency	Sonoma	2006	7.1	0.4	NA
4618	Keller Canyon Landfill Company	Pittsburg	2006	9.8	0.37	NA
24427	EPZ, Inc	Santa Clara	2024	0.26	0.35	0.53
20023	Sunset Retoria	Benicia	2010	3.4	0.31	0.75
14628	Tesoro Refining & Marketing Company, LLC	Martinez	1995	6.9	0.3	NA
20432	Ameresco Vasco Road LLC	Livermore	2014	0.03	0.3	0.99
633	Intel Corporation	Santa Clara	2025	1.3	0.29	0.09
25133	Antora Energy	Sunnyvale	2022	0.06	0.27	0.07
3576	Catholic Cremation Services	Hayward	2006	6.2	0.24	0.11
1179	Redwood Landfill Inc	Novato	2010	8.2	0.23	NA
22835	Golden State Pet Cremation	Livermore	2015	8	0.21	NA
25286	Gateway Services Inc	Napa	2025	9.9	0.2	0.2
14991	Donald Von Raesfeld Power Plant	Santa Clara	2002	0.2	0.2	0.4
24752	Advanced IPM	Oakland	2022	NA	0.19	NA
24380	Corteva Agriscience - Pittsburg Operations	Pittsburg	2001	5.2	0.18	NA
21359	Phillips 66 Company - San Francisco Refinery	Rodeo	1990	8.4	0.13	NA
5876	South San Francisco-San Bruno Water Quality Plant	South San Francisco	1989	3.4	0.13	NA
17	Lehigh Southwest Cement Company	Cupertino	2011	9.1	0.12	NA
10913	HASA Inc	Pittsburg	2023	NA	0.12	0.13
100340	Costco Wholesale #132	Vallejo	2019	9.99	0.11	NA
2066	Waste Management of Alameda County	Livermore	2012	7.9	0.11	NA
51	United Airlines, Inc	San Francisco	1989	3.4	0.11	NA
24914	Mainspring Energy, Inc.	Menlo Park	2021	1.21	0.11	0.84
14240	SFPUC Baden Pump Station	South San Francisco	2005	9.9	0.1	0
25011	San Mateo County Office of Education	Redwood City	2022	9.9	0.1	NA
200527	Mumm Napa	Napa	2024	9.9	0.1	NA
200894	Aloft Hotel	Dublin	2018	9.9	0.1	NA

Bay Area Air Quality Management District
2026 Toxic Air Contaminant Control Program Annual Report

201797	M2 Apartments	San Francisco	2020	9.9	0.1	NA
201885	SUNRISE VILLA SONOMA	Sonoma	2020	9.9	0.1	NA
201957	Promontory Winery	Napa	2020	9.9	0.1	NA
201984	Fontanella Family Winery	Napa	2021	9.9	0.1	NA
202156	Align Technology - Bldg. 3	San Jose	2021	9.9	0.1	NA
202176	ZENNI OPTICAL	Novato	2021	9.9	0.1	NA
202534	47071 Bayside Parkway	Fremont	2022	9.9	0.1	NA
202629	Villa del Lago Winery	St. Helena	2022	9.9	0.1	NA
202676	Custom Name Goods, LLC	Oakland	2022	9.9	0.1	NA
203352	Black Sears Winery	Angwin	2023	9.9	0.1	NA
1753	John Muir Health - Concord Campus	Concord	2012	9.9	0.09	0.03
14924	Chabot Community College	Hayward	2022	9.9	0.09	NA
12728	Waste Management Inc	San Leandro	2022	5.9	0.09	NA
1464	Acme Fill Corporation	Martinez	1991	0.9	0.09	NA
2039	Potrero Hills Landfill, Inc	Suisun City	1991	0.9	0.09	NA
2246	Waste Management of Alameda County	Fremont	1991	0.9	0.09	NA
2266	Browning-Ferris Industries of CA Inc	Half Moon Bay	1991	0.9	0.09	NA
3464	City of Santa Clara	Santa Clara	1991	0.9	0.09	NA
9013	International Disposal Corp of CA	Milpitas	1991	0.9	0.09	NA
11247	Clover Flat Resource & Recovery Park	Calistoga	1991	0.9	0.09	NA
202818	Costco Gasoline	Newark	2023	9.9	0.08	0.1
202733	Costco Gasoline (Loc. No. 848)	San Jose	2023	6.1	0.08	0.16
100563	Costco Gasoline #663	Concord	2019	9.6	0.07	NA
591	East Bay Municipal Utility District	Oakland	1991	8	0.06	NA
25035	CelLink Corporation	San Carlos	2022	1	0.06	0.06
21152	Pleasanton Trucking, Inc	Livermore	2024	3.4	0.05	0.02
9536	Truck-Rail Handling Inc	Fremont	2022	9.7	0.04	0.13
255	Lawrence Livermore National Laboratory	Livermore	1989	7.7	0.04	NA
111724	ARCO AM/PM	San Jose	2022	7.2	0.04	NA

Bay Area Air Quality Management District
2026 Toxic Air Contaminant Control Program Annual Report

202111	Circle K - Napa Junction	American Canyon	2021	6.8	0.04	NA
15949	Fernwood	Mill Valley	2005	1.3	0.04	NA
111185	Costco Gasoline #778	Fremont	2024	1.2	0.04	0.1
12958	Los Gatos Memorial Park	San Jose	2023	1	0.04	0.2
111870	Bayfair Gas & Mart	San Leandro	2025	6.6	0.03	0.62
1209	Union Sanitary District	Union City	1989	4	0.03	NA
112497	Mash Gas & Food Orinda	Orinda	2021	3.84	0.03	NA
20228	Amazon Data Services, Inc	Hayward	2014	2.9	0.03	NA
19931	K2 Pure Solutions Nocal, LP	Pittsburg	2009	2.2	0.03	0.38
24188	Lyten	San Jose	2020	1.6	0.03	0.97
25211	Rivian Automotive, LLC	Hayward	2024	0.2	0.03	1
14000	Lake Berryessa Resort Improvement District	Pope Valley	2005	9.76	0.02	NA
20295	Vantage Data Centers Management Co , LLC	Santa Clara	2023	9.5	0.02	0.09
12626	Valero Refining Company - California	Benicia	1991	9.1	0.02	0
24726	Martinez Refining Company LLC	Martinez	1990	9	0.02	NA
10	Chevron Products Company	Richmond	1990	8	0.02	NA
112124	Costco Wholesale # 1061	Hayward	2009	8	0.02	NA
21646	Guide Dogs for the Blind, Inc	San Rafael	2018	7.2	0.02	NA
1403	Santa Rosa Water - Laguna Treatment Plant	Santa Rosa	2012	5.1	0.02	NA
100369	Chevron Gas Station	Mill Valley	2021	3.83	0.02	NA
111081	505 Petroleum INC	Daly City	2021	3.8	0.02	NA
112321	APRO, LLC dba United Pacific #5440	Castro Valley	2021	2.77	0.02	NA
55	Lockheed Martin Corporation	Sunnyvale	1990	2	0.02	NA
24126	Commercial Tree Care	San Jose	2024	1.4	0.02	0.07
107273	Emeryville Chevron	Emeryville	2025	1.4	0.02	0.82
24270	Sutter Bay Hospitals dba Alta Bates Summit Med Ctr	Berkeley	1994	0.9	0.02	NA
4863	Pleasant Hill Cemetery	Sebastopol	2016	0.22	0.02	0.45
25302	Netrition, Inc.	Santa Rosa	2023	0.08	0.02	0.01

Bay Area Air Quality Management District
2026 Toxic Air Contaminant Control Program Annual Report

19597	San Francisco Hall of Justice	San Francisco	2009	10	0.01	NA
17460	City of Santa Rosa Utilities Department Station 9	Santa Rosa	2006	9.99	0.01	NA
17898	New San Francisco Federal Building	San Francisco	2006	9.99	0.01	NA
20249	Vallejo Sanitation & Flood Control Dist	Vallejo	2010	9.99	0.01	NA
20574	Digital Realty	Santa Clara	2014	9.99	0.01	NA
22788	East Bay Municipal Utility District	Walnut Creek	2014	9.99	0.01	NA
24059	Phoenix Data Center Leasehold LLC	Sunnyvale	2005	9.99	0.01	NA
22268	Nor-Cal Rock Inc	Hayward	2014	9.98	0.01	NA
17156	City of Milpitas	Milpitas	2010	9.97	0.01	NA
17771	Verizon Wireless (Sunnyvale MSC)	Sunnyvale	2007	9.97	0.01	NA
13480	Pacific Bell	La Honda	2008	9.92	0.01	NA
22623	Cologix, Inc. SV1	Santa Clara	2016	9.91	0.01	NA
7420	New Cingular Wireless dba AT&T Mobility	Concord	2016	9.9	0.01	NA
13544	Pacific Bell	Santa Rosa	2008	9.9	0.01	NA
14814	Pacific Bell	Mill Valley	2002	9.9	0.01	NA
18192	Minaris Regenerative Medicine	Mountain View	2007	9.9	0.01	NA
18239	CoreSite	Milpitas	2007	9.9	0.01	NA
18557	John Muir Health	Concord	2007	9.9	0.01	NA
18959	Verizon Wireless (Bollinas)	Bollinas	2008	9.9	0.01	NA
19285	Campus for Jewish Life	Palo Alto	2008	9.9	0.01	NA
20356	Digital 365, LLC	San Francisco	2006	9.9	0.01	NA
200504	350 Bush	San Francisco	2017	9.9	0.01	NA
201289	Meyer Corporation	Fairfield	2019	9.9	0.01	NA
201503	UC Davis Oakville Station	Napa	2019	9.9	0.01	NA
201605	Duffy's Napa Valley Rehab	Calistoga	2019	9.9	0.01	NA
201735	San Rafael Public Safety Center	San Rafael	2019	9.9	0.01	NA
15465	Kaiser Permanente - Regional Lab Annex	Richmond	2003	9.88	0.01	NA
19019	Sonoma Police Department	Sonoma	2010	9.87	0.01	NA

Bay Area Air Quality Management District
2026 Toxic Air Contaminant Control Program Annual Report

13550	SBC	Sunnyvale	2003	9.86	0.01	NA
13467	Pacific Bell	Fairfield	2005	9.8	0.01	NA
16234	County of Sonoma Juvenile Justice Center	Santa Rosa	2004	9.8	0.01	NA
16930	San Mateo County Youth Services Center	San Mateo	2005	9.8	0.01	NA
17290	City of Richmond (McDonald Ave S a)	Richmond	2006	9.8	0.01	NA
18801	Xeres Ventures, LP (SC1)	Santa Clara	2016	9.8	0.01	NA
22375	Amazon Data Services, Inc.	Santa Clara	2015	9.8	0.01	NA
13160	University of California SF	San Francisco	2012	9.7	0.01	o
18067	Sanitary District No 2 of Marin County	Corte Madera	2007	9.7	0.01	NA
18169	Woodside Fire Station #19	Woodside	2007	9.7	0.01	NA
20248	SOF-XI WFO Harrison Owner, LLC c/o Cushman Wakefield	Oakland	2016	9.7	0.01	NA
12946	Level 3 Communications Inc	Emeryville	2002	9.6	0.01	NA
19330	ARE - East Jamie Court, LLC	South San Francisco	2011	9.5	0.01	NA
21361	University of the Pacific	San Francisco	2006	9.5	0.01	NA
23476	Boston Properties	San Francisco	2016	9.5	0.01	NA
23683	NGM Biopharmaceuticals, Inc	South San Francisco	2009	9.5	0.01	NA
202583	Ultragenyx Pharmaceuticals, Inc	Novato	2022	9.5	0.01	NA
20586	Digital 720 2nd LLC	Oakland	2007	9.45	0.01	NA
17546	Camino Medical Group-ASC Building	Mountain View	2006	9.4	0.01	NA
200760	Golden Cajun, LLC	Santa Clara	2018	9.4	0.01	NA
18227	City of Gilroy	Gilroy	2007	9.3	0.01	NA
19131	City of Sebastopol	Sebastopol	2009	9.2	0.01	NA
19236	County of Marin	San Rafael	2008	9.2	0.01	NA
20611	EQUINIX-SV8	Palo Alto	2014	9.2	0.01	NA
19403	USPS San Mateo Information Technology and Acct Svc	San Mateo	2010	9	0.01	NA
22523	Canyon Ranch Wellness Retreat	Woodside	2009	8.93	0.01	NA
14092	Pacific Bell Corporation	Milpitas	2002	8.9	0.01	o
22420	Restoration Management Company	Hayward	2014	8.7	0.01	NA

Bay Area Air Quality Management District
2026 Toxic Air Contaminant Control Program Annual Report

203247	1440 4th Street	Berkeley	2023	8.6	0.01	NA
13711	Pacific Bell Corp dba AT&T CA	Santa Clara	2002	8.5	0.01	0
20370	1101 Space Park Partners, LLC	Santa Clara	2022	8.33	0.01	0
20163	Zoetis, Inc.	Union City	2010	8.3	0.01	NA
23544	HCP BTC LLC	South San Francisco	2009	8.3	0.01	NA
12848	David Grant Medical Center	Travis Afb	2012	7.8	0.01	0
13485	AT&T	Livermore	2008	7.8	0.01	NA
19966	San Francisco Unified School Dist (SFUSD)	San Francisco	2010	7.8	0.01	NA
11764	Bay Area Rapid Transit District	Oakland	2012	7.7	0.01	NA
19956	Santa Clara County Fire Dept	Los Gatos	2010	7.69	0.01	NA
24374	China Mobile International Infrastructural (US1)	San Jose	2021	7.37	0.01	NA
201462	Biomed Realty Gateway of Pacific	South San Francisco	2018	7.1	0.01	NA
14691	Verizon Wireless Pleasanton Switch	Pleasanton	2003	7	0.01	NA
15935	Comcast of California/Colorado/Texas/Washington	Pleasanton	2023	7	0.01	NA
24072	CBRE	Emeryville	2004	7	0.01	NA
21024	EdgeConneX Silicon Valley Holdings, LLC	Santa Clara	2017	6.7	0.01	NA
8175	The Home Depot Store #0643	El Cerrito	2010	6.6	0.01	NA
1067	Oro Loma Sanitary District	San Lorenzo	1989	3.8	0.01	NA
22839	Apple, Inc	Santa Clara	2015	3	0.01	0.06
203236	Home2 Suites By Hilton San Jose South	San Jose	2024	2.86	0.01	NA
111713	Costco Gasoline #1004	San Jose	2006	2.7	0.01	NA
13399	KLA Corporation	Milpitas	2012	2.5	0.01	0
17657	Lodi Gas Storage LLC	Suisun City	2008	2.4	0.01	0.03
22380	City of Brentwood	Brentwood	2014	2	0.01	NA
100447	B & C Gas Mini Mart	Livermore	2022	1.9	0.01	NA
111956	Poppy Old SF Road	Sunnyvale	2023	1.7	0.01	0.39
24541	San Francisco Recreation & Park Department	San Francisco	2022	1.6	0.01	0.96
109105	Rotten Robbie #67	San Jose	2024	1.6	0.01	0.51

Bay Area Air Quality Management District
2026 Toxic Air Contaminant Control Program Annual Report

111822	Mobil SS# 68171	Napa	2023	1.6	0.01	0.84
13289	Los Esteros Critical Energy Facility	San Jose	2001	1.4	0.01	NA
112573	Kwik Serv	Walnut Creek	2022	1.3	0.01	NA
85	Western Digital Technologies Inc	San Jose	1989	1.1	0.01	NA
106562	Fuel 24:7 @ Miller Ave	Mill Valley	2021	1	0.01	NA
203393	1776 Laurel St., San Carlos	San Carlos	2024	0.98	0.01	0
22305	UE-00101CA, LLC	San Jose	2014	0.8	0.01	0
23815	Pacific Park Plaza Homeowner Assoc	Emeryville	2017	0.79	0.01	NA
18136	Russell City Energy Co, LLC	Hayward	2007	0.7	0.01	0.02
111299	Mobile Gas N Car Wash	Walnut Creek	2022	0.59	0.01	NA
2634	Carriage Funeral Holdings, Inc.	Lafayette	2018	0.14	0.01	0.27
13348	Medtronic Vascular	Santa Rosa	2019	9.99	0	NA
13984	City of Santa Rosa Utilities Dept	Santa Rosa	2015	9.99	0	NA
22740	Las Gallinas Valley Sanitary District	San Rafael	2015	9.99	0	NA
23068	Alvins Corner at Penny Lane	Campbell	2015	9.99	0	NA
16422	City of San Jose, SBWRP	San Jose	2004	9.93	0	NA
3167	Pacific Gas and Electric Company	Richmond	2021	9.9	0	NA
8998	West Valley Community College	Saratoga	2011	9.9	0	NA
10742	John Muir Medical Center	Walnut Creek	2022	9.9	0	NA
13410	Pacific Bell Corporation	Walnut Creek	2001	9.9	0	NA
13487	Pacific Bell	Martinez	2004	9.9	0	NA
14139	Contra Costa County	Martinez	2022	9.9	0	NA
14548	Montara Sanitary District	Montara	2021	9.9	0	NA
14809	Federal Aviation Administration	Mountain View	2023	9.9	0	NA
14812	City of Vallejo Water Division	Suisun City	2002	9.9	0	NA
19805	SJW Vickery Av Station	Saratoga	2020	9.9	0	NA
19939	Napa Sanitation District	Napa	2021	9.9	0	NA
20286	Palo Alto Unified School Distric	Palo Alto	2016	9.9	0	NA
21040	City of Santa Rosa	Santa Rosa	2023	9.9	0	NA

Bay Area Air Quality Management District
2026 Toxic Air Contaminant Control Program Annual Report

21436	Ghirardelli Square	San Francisco	2023	9.9	0	NA
22190	California Water Service Company	Los Altos Hills	2014	9.9	0	NA
22580	DJONT/CMB SSF LLC(dba Embassy Suites SF Airpt	South San Francisco	2022	9.9	0	NA
22649	Caltrans	Oakland	2017	9.9	0	NA
23190	Healthpeak Properties, Inc. c/o CBRE	South San Francisco	2015	9.9	0	NA
23398	Film Werks International	San Francisco	2016	9.9	0	NA
23427	FN Cellars, Inc.	Saint Helena	2023	9.9	0	NA
23515	Google LLC	San Bruno	2020	9.9	0	NA
23528	Brand Winery	Saint Helena	2016	9.9	0	NA
24787	T-C 55 Second Street LLC	San Francisco	2002	9.9	0	NA
200359	O'Farrell Senior Housing Inc	San Francisco	2016	9.9	0	NA
200389	Gateway 80 Owner LP	Fairfield	2016	9.9	0	NA
200394	1450 Franklin Street Owners Association	San Francisco	2016	9.9	0	NA
200662	Shafer Vineyards	Napa	2020	9.9	0	NA
201021	Groth Vineyards	Napa	2019	9.9	0	NA
201314	Theorem Winery	Calistoga	2018	9.9	0	NA
201316	Hundred Acre Wine Group - St. Helena	Saint Helena	2019	9.9	0	NA
201322	Pink Sunset	Atherton	2021	9.9	0	NA
201588	Four Points by Sheraton San Rafael	San Rafael	2019	9.9	0	NA
201672	One Hope Winery	Napa	2019	9.9	0	NA
201679	Santa Rosa Junior College	Santa Rosa	2019	9.9	0	NA
201767	Outpost Wines	Angwin	2019	9.9	0	NA
201789	Auberge du Soleil	Rutherford	2020	9.9	0	NA
201804	Real Social Good Investments	Menlo Park	2020	9.9	0	NA
201872	CBRE	South San Francisco	2020	9.9	0	NA
201891	Realm Cellars	Napa	2020	9.9	0	NA
201934	Grgich Hills Estate Residence	St. Helena	2022	9.9	0	NA
201972	Hamel Family Wines	Sonoma	2020	9.9	0	NA

Bay Area Air Quality Management District
2026 Toxic Air Contaminant Control Program Annual Report

202016	Facebook, Inc.	Burlingame	2020	9.9	0	NA
202162	1020 Atlantic	Alameda	2021	9.9	0	NA
202178	IF - 85th	Oakland	2021	9.9	0	NA
202258	Enovix	Fremont	2021	9.9	0	NA
202375	WWCMC	Glen Ellen	2023	9.9	0	NA
202453	AUXILARY WATER SUPPLY SYSTEM PUMPING STATION #2	San Francisco	2022	9.9	0	NA
202457	Altitude Apartments	South San Francisco	2021	9.9	0	NA
202478	Spirit Rock Meditation Center	Woodacre	2021	9.9	0	NA
202586	Bonness Ranch	Sonoma	2022	9.9	0	NA
202587	J Ranch	Petaluma	2022	9.9	0	NA
202675	VCA Animal Care Center of Sonoma County	Rohnert Park	2022	9.9	0	NA
202755	Duke Realty Fremont Blvd. LP C/O Prologis	Fremont	2022	9.9	0	NA
202756	3440 Hillview Avenue - Bldg 7 & 8	Palo Alto	2022	9.9	0	NA
202843	999 Baker Way	San Mateo	2023	9.9	0	NA
202919	Zoox Inc	Fremont	2022	9.9	0	NA
202931	Napa Ranch	Sonoma	2023	9.9	0	NA
202941	Crystal Bio Solutions	Pleasanton	2023	9.9	0	NA
203064	Sleepy Hollow Elementary School	Orinda	2023	9.9	0	NA
203114	Cochrane Technology Center	Morgan Hill	2023	9.9	0	NA
203122	31353 Huntwood Avenue	Hayward	2023	9.9	0	NA
203197	RK Logistics	Fremont	2023	9.9	0	NA
203204	380 Blodgett Street, Cotati, CA	Cotati	2024	9.9	0	NA
203293	Reverie II Winery	St. Helena	2023	9.9	0	NA
203358	Lede Vineyards	Yountville	2024	9.9	0	NA
203377	The Barrel Chai	Napa	2024	9.9	0	NA
203490	Ellman Winery	Napa	2024	9.9	0	NA
212207	PRIDE MOUNTAIN VINEYARDS, LLC	Santa Rosa	2022	9.9	0	NA
212447	Honig Vineyard & Winery	Napa	2023	9.9	0	NA

Bay Area Air Quality Management District
2026 Toxic Air Contaminant Control Program Annual Report

21793	Pacific Gas & Electric Company	San Ramon	2013	9.84	0	NA
20537	Department of Transportation	Oakland	2010	9.8	0	NA
200629	The Austin Owners Association	San Francisco	2017	9.8	0	NA
21039	City of Santa Rosa	Santa Rosa	2024	9.7	0	NA
23216	Hudson Skyport Plaza, LLC	San Jose	2003	9.7	0	NA
200691	41 Tehama, LP	San Francisco	2017	9.7	0	NA
202380	Jefferson Street Hotel LLC	Oakland	2022	9.7	0	NA
13985	City of Santa Rosa Utilities Dept	Santa Rosa	2015	9.6	0	NA
20685	Ariba	Sunnyvale	2011	9.6	0	NA
22990	Davis Estates Winery	Calistoga	2015	9.6	0	NA
200343	California Water Service Co.	San Carlos	2016	9.4	0	NA
1941	Sonoma Developmental Center	Eldridge	1990	9	0	NA
20214	Soiland Co , Inc	Santa Rosa	2020	9	0	NA
1462	Veterans Administration Medical Center	Menlo Park	2012	8.9	0	NA
21251	1080 Sutter Owners Association c/o Action Property Mngmt	San Francisco	2012	8.8	0	NA
23565	Lucile Packard Children's Hospital Stanford	Sunnyvale	2007	8.8	0	NA
23812	Lanteris Space LLC	San Jose	2024	8.8	0	0.03
200477	T8 Urban Housing Associates, LLC, c/o Related Companies	San Francisco	2017	8.8	0	NA
21843	CordeValle Resort	San Martin	2013	8.7	0	NA
201073	Sutter Shared Lab	Livermore	2018	8.65	0	NA
15999	Frank Family Vineyards	Calistoga	2019	8.5	0	NA
13290	City of San Jose Public Works Fleet Management	San Jose	2006	8.45	0	NA
770	Travis AFB	Travis Afb	2012	8.4	0	NA
18292	Paradise Valley Estates	Fairfield	2007	8.4	0	NA
202372	Amazon.com Services LLC - TCYg	Oakley	2023	8.4	0	NA
1430	Nazareth House of San Rafael	San Rafael	2013	8.3	0	NA
201981	Allogene Therapeutics	Newark	2020	8.3	0	NA

Bay Area Air Quality Management District
2026 Toxic Air Contaminant Control Program Annual Report

202249	SpectraSite Communications, LLC	Oakley	2021	8.3	0	NA
15278	Wareham Development	Emeryville	2012	8.1	0	NA
20570	Graton Fire Protection District	Sebastopol	2011	8.1	0	NA
20714	PMI Plaza LLC	Walnut Creek	2007	8.1	0	NA
22974	Stack Infrastructure	San Jose	2014	8.1	0	NA
4020	SFPP, LP	San Jose	1989	8	0	NA
12596	National Park Service	San Francisco	2011	8	0	NA
24260	Micron Technology, Inc	San Jose	2009	7.9	0	NA
202012	Marciano Winery	Saint Helena	2020	7.9	0	NA
202217	City of Santa Rosa - Sewer Lift Station #1	Santa Rosa	2021	7.9	0	NA
22546	181 Fremont LLC	San Francisco	2015	7.87	0	NA
17405	One Rincon Hill Association	San Francisco	2006	7.8	0	NA
200679	Stanford Redwood City Operations	Redwood City	2018	7.8	0	NA
19268	ARE - San Francisco No. 43 Owner, LLC	San Francisco	2009	7.7	0	NA
23016	Healthpeak Properties, HCP Oyster Point III LLC	South San Francisco	2017	7.5	0	NA
3974	San Francisco General Hospital	San Francisco	2010	7.4	0	NA
200573	Lodgeworks	Napa	2017	7.4	0	NA
20637	Boehringer Ingelheim Fremont Inc	Fremont	2007	7.3	0	NA
475	Santa Clara Valley Health & Hospital System	San Jose	2012	7.2	0	NA
22403	Google LLC	Sunnyvale	2017	7.2	0	NA
23902	EQUINIX INC SV14-SV17	Santa Clara	2015	7.2	0	NA
200351	Illumina Inc	Foster City	2016	7.1	0	NA
201897	Viamonte Senior Living 1, Inc.	Walnut Creek	2020	7.1	0	NA
1529	Kaiser Permanente Medical Center	Oakland	2011	7	0	NA
15565	Western Digital Technologies	Fremont	2012	7	0	NA
18411	Sutter Health Enterprise Data Center dba Palo Alto Medical Fndn	Sunnyvale	2016	6.9	0	NA
20009	Hayward Point Eden Business Center	Hayward	2010	6.9	0	NA
202897	T-Mobile - BA64168S	Campbell	2023	6.9	0	NA

Bay Area Air Quality Management District
2026 Toxic Air Contaminant Control Program Annual Report

19670	The Meadows of Napa Valley	Napa	2017	6.8	o	NA
20555	Mercy Housing California	San Francisco	2011	6.8	o	NA
200776	Kodiak Sciences, Inc.	Palo Alto	2017	6.8	o	NA
14611	California Water Service Company	Livermore	2018	6.7	o	NA
16127	Pacific Bell (dba: AT&T CA)	Pleasanton	2007	6.7	o	NA
201560	Related California	San Francisco	2019	6.7	o	NA
20985	Sunny View Retirement Community	Cupertino	2019	6.6	o	NA
201620	SJSC Properties LLC	San Jose	2019	6.6	o	NA
7519	Pacific Bell	Fairfield	2012	6.4	o	NA
14676	Equinix LLC	San Jose	2024	6.4	o	o
202707	Presidio Bay Ventures	San Carlos	2024	6.4	o	NA
17351	Napa Berryessa Resort Improvement District	Napa	2007	6.3	o	NA
22353	Sheriff's Office, County of San Mateo	Redwood City	2014	6.3	o	NA
202077	GI TC Perry Park LLC	Sunnyvale	2020	6.3	o	NA
19980	Whipple Road Portfolio, LLC	Union City	2009	6.2	o	NA
19778	Alameda County Public Works Agency	Hayward	2023	6.17	o	NA
20897	Bristol-Myers Squibb	Redwood City	2012	6.15	o	NA
202088	Westport Office Park, LLC	Redwood City	2024	6.1	o	o
203165	Bellara	Hayward	2023	6.1	o	NA
2531	St Joseph Health N CA, dba Santa Rosa Mem Hospital	Santa Rosa	1990	6	o	NA
23178	Downtown RWC RES, LLC	Redwood City	2014	6	o	NA
200566	Menlo Gateway Hotel	Menlo Park	2017	6	o	NA
202665	Kaiser Foundation Health Plan - Project Genetics Lab	San Jose	2022	6	o	NA
14064	Central Contra Costa Sanitary District - Maltby Pump Station	Martinez	2023	5.9	o	NA
17742	The Home Depot Store #6677	Gilroy	2023	5.9	o	NA
22634	Madrone Owner's Association	San Francisco	2011	5.9	o	NA
22744	City of Richmond WPC (Ferry Point Lift Station)	Richmond	2024	5.9	o	NA

Bay Area Air Quality Management District
2026 Toxic Air Contaminant Control Program Annual Report

23664	BCORE Colleman Owner LLC	San Jose	2023	5.9	0	NA
202729	207740 - Harbor Bay	Alameda	2022	5.9	0	NA
202863	U-Box Moving & Storage of Concord	Concord	2022	5.9	0	NA
22157	Fortinet, Inc	Sunnyvale	2013	5.89	0	NA
6426	Solano County Transit Operations	Vallejo	2017	5.8	0	NA
17407	Fisher Investments	San Mateo	2005	5.8	0	NA
17976	Byron Bethany Irrigation District	Byron	2008	5.8	0	NA
19716	City of San Jose Fire Station # 2 /Accts Payable	San Jose	2009	5.8	0	NA
203216	American Red Cross	San Leandro	2023	5.8	0	NA
15959	Comcast of San Leandro, Inc	Hayward	2023	5.7	0	NA
22105	The Lodge at Morgan Hill c/o Buckingham Property	Morgan Hill	2013	5.7	0	NA
23742	Amazon com Services Inc - OAK5	Newark	2017	5.7	0	NA
200650	Station 6 on Oak Grove - Fire Protection District	Menlo Park	2017	5.7	0	NA
202846	Hyatt Centric Hotel - Santa Clara	Santa Clara	2023	5.7	0	NA
13026	Pacific Gas & Electric	Fairfield	2008	5.6	0	NA
19248	Kistler Vineyards	Sebastopol	2008	5.6	0	NA
22201	BXP Mission 535 LLC c/o Boston Properties Limited	San Francisco	2014	5.6	0	NA
15330	San Jose Water Co , Batista	San Jose	2003	5.5	0	NA
19580	Peralta Community Colleges District Admin Center	Oakland	2009	5.43	0	NA
202203	B Cellars Winery	Napa	2022	5.4	0	NA
16725	AT&T Mobility/AT&T Services	Concord	2005	5.36	0	NA
18039	Cisco Systems Inc	San Jose	2008	5.3	0	NA
22433	New Cingular Wireless PCS, dba AT&T Mobility	Pleasant Hill	2014	5.2	0	NA
200634	AvalonBay Communities, Inc.	Emeryville	2017	5.2	0	NA
14536	Santa Clara Valley Water District - PWTP	San Jose	2010	5	0	NA
17326	City of Santa Clara, Park Service Ctr	Santa Clara	2021	5	0	NA

Bay Area Air Quality Management District
2026 Toxic Air Contaminant Control Program Annual Report

22869	Northland Control System	Fremont	2015	5	0	NA
19472	Northgate Mall	San Rafael	2009	4.9	0	NA
23889	WaveDivision Holdings LLC	San Francisco	2012	4.9	0	NA
202584	City of Alameda - Pump Station #24	Alameda	2022	4.9	0	NA
21421	San Luis & Delta Mendota Water Authority (SLDMWA)	Livermore	2012	4.8	0	NA
21812	City of Santa Rosa	Santa Rosa	2023	4.8	0	NA
24042	Vantage Data Centers Management Co	Santa Clara	2024	4.8	0	0.02
200602	City of Napa - Fire Station No. 5	Napa	2017	4.8	0	NA
13721	EBMUD, San Pablo Water Treatment Plant	Kensington	2020	4.7	0	NA
19550	Chabot Las Positas CC District	Livermore	2012	4.7	0	NA
202980	Country Manor Lift Station SLS-10	Santa Rosa	2023	4.7	0	NA
15544	Kaiser Permanente	Redwood City	2013	4.6	0	NA
24097	706 Mission Center Association	San Francisco	2018	4.6	0	NA
200783	Prime Now LLC-USF4	Brisbane	2017	4.6	0	NA
568	San Francisco South East Treatment Plant	San Francisco	1990	4.5	0	NA
13335	San Jose Water Co-3Mile	San Jose	2012	4.5	0	0
14463	City of Burlingame	Burlingame	2021	4.5	0	NA
200833	The Grad Student Housing	San Jose	2019	4.5	0	NA
203063	Red Top Pump Station (City of Fairfield)	Fairfield	2023	4.5	0	NA
14419	City of Millbrae	Millbrae	2024	4.4	0	NA
15561	Comcast Cable Corporation	Fairfield	2003	4.4	0	NA
20792	City of Morgan Hill (Jackson Booster)	Morgan Hill	2024	4.4	0	NA
20794	City of Morgan Hill (C Lift Station)	Morgan Hill	2023	4.4	0	NA
23038	Baxter Healthcare Inc	Hayward	2013	4.4	0	NA
861	San Mateo Water Quality Control Plant	San Mateo	1989	4.3	0	NA
15895	Heritage Estates/Sundt Construction, Inc	Livermore	2004	4.3	0	NA
20527	Oakland Unified School District	Oakland	2025	4.3	0	0.79
200563	Toyota Research Institute	Los Altos	2018	4.3	0	NA

Bay Area Air Quality Management District
2026 Toxic Air Contaminant Control Program Annual Report

12231	City of American Canyon	American Canyon	2021	4.26	0	NA
23132	1634 Pine Street LLC	San Francisco	2015	4.2	0	NA
24652	Zoetis, Inc	Union City	2024	4.2	0	0
25038	NASH Holland 24th and Waverly Investors LLC	Oakland	2022	4.2	0	NA
200664	MTII LLC	Sunnyvale	2018	4.2	0	NA
202020	META	Sunnyvale	2018	4.2	0	NA
1502	O'Connor Hospital	San Jose	2012	4.1	0	NA
13521	Pacific Bell	San Francisco	2006	4.1	0	NA
13598	Comcast	San Jose	2018	4.1	0	NA
18808	Verizon Wireless (Orwood Tract)	Brentwood	2008	4.1	0	NA
19141	SJC Fuel Company, LLC	San Jose	2009	4.1	0	NA
200429	Yotel - SF	San Francisco	2017	4.1	0	NA
14724	Sewerage Agency of Southern Marin	Mill Valley	2013	4	0	NA
20999	Lowe's HIW, Inc	Fairfield	2011	4	0	NA
22626	Thermo Fisher Scientific	Pleasanton	2002	3.91	0	NA
778	San Jose-Santa Clara Regional Wastewater Facility	San Jose	1991	3.9	0	NA
23580	One Rincon Tower 2 Association	San Francisco	2014	3.9	0	NA
111933	Costco Gasoline #1042	Redwood City	2008	3.9	0	NA
202121	Impossible Foods - Pilot Plant	Redwood City	2021	3.9	0	NA
25095	SF South Bay Shoreline Reach 1 & 2/3	San Jose	2022	3.88	0	NA
653	Central Marin Sanitation Agency	San Rafael	1989	3.8	0	NA
3613	UCSF Health St.Mary's Hospital	San Francisco	2012	3.8	0	NA
200493	CCSF - OCME	San Francisco	2017	3.8	0	NA
200396	Linkedin Corporation	Mountain View	2019	3.7	0	NA
201049	Boehringer-Ingelheim, Fremont	Fremont	2020	3.7	0	NA
202119	PATC 1810 Embarcadero	Palo Alto	2021	3.7	0	NA
202972	Southline Phase 1 Building 1	South San Francisco	2025	3.7	0	0
203290	Oakmont Lift Station SLS-17	Santa Rosa	2024	3.7	0	NA

Bay Area Air Quality Management District
2026 Toxic Air Contaminant Control Program Annual Report

2087	St Francis Memorial Hospital	San Francisco	2012	3.6	0	NA
14369	Fisica	San Mateo	2005	3.6	0	NA
22595	Augustine Bowers LLC c/o The Irvine Company LLC	Santa Clara	2016	3.6	0	NA
25065	Stanford University-Middle Plaza Office	Menlo Park	2022	3.6	0	NA
200406	Coastside County Water District	Half Moon Bay	2016	3.6	0	NA
200407	Coastside County Water District	Half Moon Bay	2017	3.6	0	NA
202071	Westlake Urban Building	San Mateo	2020	3.6	0	NA
202274	Rancho de Calistoga	Calistoga	2022	3.6	0	NA
202641	MedVet Silicon Valley	San Jose	2022	3.6	0	NA
13528	Pacific Bell	San Jose	2012	3.5	0	0
17183	Novato Fire District	Novato	2005	3.5	0	NA
201378	Four Seasons Resort & Residences Napa Valley	Calistoga	2023	3.5	0	0.72
202382	SJFD TRAINING CENTER	San Jose	2025	3.5	0	NA
202724	San Bruno Recreation & Aquatic Center	San Bruno	2022	3.5	0	NA
11431	City of Oakland Public Works Agency	Oakland	2006	3.4	0	NA
12517	The Presidio Trust	San Francisco	2012	3.4	0	NA
22683	TSMC North America	San Jose	2014	3.4	0	NA
23706	AXIS HOA	San Jose	2008	3.4	0	NA
201412	Synopsys Pathline Building 1	Sunnyvale	2023	3.4	0	NA
202738	Fire Station 16	Dublin	2022	3.4	0	NA
14825	Federal Aviation Administration	Mill Valley	2008	3.3	0	NA
20428	Kaiser Hospital	San Leandro	2010	3.3	0	NA
21601	San Francisco Marriott Fisherman's Wharf	San Francisco	2024	3.3	0	NA
21612	CCSF - 25VN	San Francisco	2018	3.3	0	NA
25075	Mission Rock Parcel G LLC	San Francisco	2022	3.3	0	0.01
201778	Contra Costa County Administration Building	Martinez	2020	3.3	0	NA
202828	Tasman ASL PropCo LLC	Santa Clara	2023	3.3	0	0.05
8679	Kaiser Permanente	Richmond	2012	3.2	0	NA

Bay Area Air Quality Management District
2026 Toxic Air Contaminant Control Program Annual Report

13900	Comcast Communications	Daly City	2004	3.2	0	NA
19025	City of Fremont Development	Fremont	2008	3.2	0	NA
19323	555 YVR, LLC	Walnut Creek	2008	3.2	0	NA
200361	Webster House Health Center	Palo Alto	2016	3.2	0	NA
200439	Mosser Company	San Francisco	2017	3.2	0	NA
200652	The Exchange	San Francisco	2018	3.2	0	NA
201782	Elyse Winery	Napa	2019	3.2	0	NA
202964	Redwood Bay Biotech. LLC	Redwood City	2023	3.2	0	NA
16502	City of Brentwood	Brentwood	2006	3.1	0	NA
17649	Alexandria Real Estate Equities, Inc	South San Francisco	2018	3.1	0	NA
18938	City of Palo Alto-San Francisquito Pump Station	Palo Alto	2008	3.1	0	NA
19088	Avalon Bay	Union City	2008	3.1	0	NA
19170	North Coast County Water District	San Bruno	2008	3.1	0	NA
19898	Menlo Park Portfolio c/o Tarlton Properties	Menlo Park	2022	3.1	0	NA
21193	Comcast Cable	Santa Clara	2020	3.1	0	NA
23344	First Republic Bank	San Francisco	2016	3.1	0	NA
23586	Bay Alarm-Concord	Concord	2016	3.1	0	NA
202290	California Water Service Co. BG Station 7	Portola Valley	2021	3.1	0	NA
13556	Pacific Bell	Vallejo	2003	3	0	NA
201384	Pure Storage, Inc.	Santa Clara	2018	3	0	NA
201628	Rigetti Computing	Berkeley	2019	3	0	NA
24758	Amazon Data Services, Inc	Santa Clara	2023	2.93	0	0.05
2457	Regional Medical Center of San Jose	San Jose	2011	2.9	0	NA
13332	Level 3 Communications	San Martin	2001	2.9	0	NA
18429	Sonoma County Human Services Building	Santa Rosa	2007	2.9	0	NA
21295	California Hotel	Oakland	2012	2.9	0	NA
201511	Bay Area Rapid Transit	Oakland	2018	2.9	0	NA
202327	Longfellow Real Estate Partners	Palo Alto	2023	2.9	0	0.9

Bay Area Air Quality Management District
2026 Toxic Air Contaminant Control Program Annual Report

202683	1307 66th, LLC	Emeryville	2022	2.9	0	NA
203237	Pimentel Place	Hayward	2024	2.9	0	NA
3162	Pacific Gas and Electric Company	Concord	2002	2.8	0	NA
19102	Verizon Wireless-Fairfield MSC	Fairfield	2008	2.8	0	NA
20504	Las Gallinas Valley Sanitary District	San Rafael	2011	2.8	0	NA
22102	Southern Wine And Spirits	Union City	2013	2.8	0	NA
22854	Hillstone Restaurant Group	Saint Helena	2015	2.8	0	NA
109899	Costco Wholesale #423	Sunnyvale	2019	2.8	0	NA
200402	San Jose Water Company	San Jose	2017	2.8	0	NA
201800	City of Palo Alto	Palo Alto	2022	2.8	0	0.01
201806	Amazon USF1 Santa Clara	Santa Clara	2019	2.8	0	NA
202768	Pear Avenue Phase II	Mountain View	2022	2.8	0	NA
25206	Apple Inc	Sunnyvale	2022	2.7	0	0
201406	Residence Inn Berkeley	Berkeley	2021	2.7	0	NA
202870	SJW Mann Station	Cupertino	2023	2.7	0	NA
203395	S.S. Heritage Inn of Pleasanton, LLC	Pleasanton	2024	2.7	0	NA
18486	San Jose Fire Dept	San Jose	2007	2.6	0	NA
23162	Juniper Hotel Cupertino	Cupertino	2003	2.6	0	NA
24769	Ross Stores	Dublin	2003	2.6	0	NA
100108	Costco Fuel Facility (Loc. 148)	San Jose	2017	2.6	0	NA
200541	Workday	Pleasanton	2017	2.6	0	NA
200756	Hampton Inn San Jose	San Jose	2019	2.6	0	NA
18462	Stanford Medicine Outpatient Center	Redwood City	2008	2.5	0	NA
19558	One Kearny LLC	San Francisco	2009	2.5	0	NA
20079	Menlo Park Portfolio II, LLC	Menlo Park	2016	2.5	0	NA
22407	Kistler Winery-Tasting Room	Forestville	2014	2.5	0	NA
23638	Kenwood Fire District	Kenwood	2016	2.5	0	NA
202957	950 Page Mill Road	Palo Alto	2023	2.5	0	NA
14314	Solano County Facilities	Fairfield	2017	2.4	0	NA

Bay Area Air Quality Management District
2026 Toxic Air Contaminant Control Program Annual Report

17986	Joseph Phelps Vineyards, LLC	Freestone	2006	2.4	0	NA
202283	Caymus Suisun Winery	Fairfield	2023	2.4	0	NA
202951	Albany Village Graduate Student Housing	Albany	2023	2.4	0	NA
203097	Rubicon	San Francisco	2023	2.4	0	NA
24535	NTT Global Data Centers Americas, Inc	Santa Clara	2020	2.31	0	NA
14775	Level 3 Communications	San Francisco	2002	2.3	0	NA
16846	T-Mobile - Santa Clara Satellite	Santa Clara	2022	2.3	0	0.01
200915	Hillsdale Shopping Center- North Block	San Mateo	2018	2.3	0	NA
201578	Inglenook Winery	Rutherford	2019	2.3	0	NA
201851	MILTENYI BIOTEC	San Jose	2020	2.3	0	NA
202104	Azure Acres Recovery Center	Sebastopol	2022	2.3	0	NA
202631	1150 Terra Bella	Mountain View	2022	2.3	0	NA
202812	Fire Station 55	San Rafael	2023	2.3	0	NA
202848	Tiffany Court of Walnut Creek	Walnut Creek	2022	2.3	0	NA
202878	1173 Coleman Avenue (B3)	San Jose	2023	2.3	0	NA
202992	Berkeley Commons	Berkeley	2023	2.3	0	NA
203203	Collab Fertility, Inc.	Walnut Creek	2023	2.3	0	NA
13695	Lowe's HIW, Inc	Antioch	2002	2.2	0	NA
14964	Wells Fargo Bank	Fremont	2014	2.2	0	NA
15409	Mattson Technology, Inc	Fremont	2004	2.2	0	NA
18031	Kaiser Permanente	Napa	2012	2.2	0	NA
21051	City of Santa Rosa	Santa Rosa	2021	2.2	0	NA
22135	S F Bay Area Rapid Transit District	Oakland	2013	2.2	0	NA
201768	Zeiss Innovation Center California	Dublin	2020	2.2	0	NA
202826	Fire Station 54	San Rafael	2022	2.2	0	NA
203158	PG III 250 East Grand, LLC	South San Francisco	2023	2.2	0	NA
203223	Target Store - T0324	San Jose	2025	2.2	0	NA
17584	Alexandria Real Estate Equities, Inc	South San Francisco	2006	2.1	0	NA
18013	200 Paul Avenue LLC, c/o Digital Realty Trust	San Francisco	2012	2.1	0	NA

Bay Area Air Quality Management District
2026 Toxic Air Contaminant Control Program Annual Report

19005	Verizon Wireless	Sonoma	2008	2.1	0	NA
19539	CoreSite Real Estate	Santa Clara	2024	2.1	0	NA
20775	SYNNEX Corporation	Fremont	2015	2.1	0	NA
21049	City of Santa Rosa	Santa Rosa	2023	2.1	0	NA
21370	TransitAmerica Services, Inc	San Francisco	2011	2.1	0	NA
109785	Contra Costa County Fire Station #81	Antioch	2024	2.1	0	NA
200623	Stonefire Apartments	Berkeley	2017	2.1	0	NA
201165	CoreSite Real Estate 3045 Stender, LP	Santa Clara	2024	2.1	0	NA
202356	Pacific Research Center	Newark	2023	2.1	0	NA
202592	Ascend Clinical LLC	Sunnyvale	2022	2.1	0	NA
202795	Bascom Assisted Living Facility	San Jose	2023	2.1	0	NA
203441	The Lafayette	Santa Clara	2024	2.1	0	NA
203450	Menlo Corporate Center	Menlo Park	2024	2.1	0	NA
20588	CSAA Insurance Group	Walnut Creek	2014	2.09	0	NA
25215	Twelve R&D Facility	Alameda	2023	2.06	0	NA
20233	488 Almaden Owner LLC	San Jose	2007	2	0	NA
20720	San Francisco Public Utilities Commission	San Francisco	2020	2	0	NA
24421	1500 Space Park Drive LLC	Santa Clara	2022	2	0	0.02
202600	30680 Huntwood	Hayward	2022	2	0	NA
202800	City of Alameda	Alameda	2023	2	0	NA
203121	City of Antioch Water Treatment Plant	Antioch	2023	2	0	0
15889	Dublin San Ramon Services District	Dublin	2004	1.96	0	NA
22410	ROMEL 400 SECR, LLC	San Mateo	2013	1.95	0	NA
19470	Westfield Valley Fair	Santa Clara	2018	1.9	0	NA
19953	Santa Clara County Fire Dept	Los Gatos	2022	1.9	0	NA
22001	FedEx Freight, Inc	Hayward	2013	1.9	0	NA
22851	222 Second Street Owner, LP	San Francisco	2015	1.9	0	NA
23276	San Leandro Tech Campus	San Leandro	2017	1.9	0	NA
24324	Verb Surgical Inc	Santa Clara	2015	1.9	0	NA

Bay Area Air Quality Management District
2026 Toxic Air Contaminant Control Program Annual Report

203164	Hampton Inn and Suites	San Mateo	2023	1.9	0	NA
19924	The Irvine Company	San Jose	2010	1.8	0	NA
23653	939 Ellis Street, LLC	San Francisco	2017	1.8	0	NA
201658	Allogene Therapeutics, Inc.	South San Francisco	2019	1.8	0	NA
201827	Revolution Medicines, Inc.	Redwood City	2019	1.8	0	NA
203422	Courtyard by Marriott	Pittsburg	2024	1.8	0	NA
17306	Sonoma County Water Agency-Sonoma Booster Station	Santa Rosa	2020	1.74	0	NA
13226	The Home Depot Store #1017	Hayward	2001	1.7	0	NA
20656	City Of Brentwood	Brentwood	2020	1.7	0	NA
21170	Alexandria Real Estate Eq , Inc	South San Francisco	2018	1.7	0	NA
21348	Apple Inc	Sunnyvale	2012	1.7	0	NA
21535	Gap, Inc	San Francisco	2015	1.7	0	NA
201802	Snowflake	Menlo Park	2019	1.7	0	NA
202363	Market Street Development	San Pablo	2021	1.7	0	NA
202364	The Emery (500 Apartments & Retail)	Emeryville	2022	1.7	0	NA
202450	1304 El Camino Real Apartments	Redwood City	2022	1.7	0	NA
202512	The Forum at Rancho San Antonio	Cupertino	2022	1.7	0	NA
202581	GeneFab, LLC	Alameda	2022	1.7	0	NA
202671	Rowland Plaza Pump Station	Novato	2022	1.7	0	NA
202963	AT&T - FA10095813 - East Fairfield	Suisun City	2023	1.7	0	NA
21891	Santa Clara County Roads and Airports Department	Livermore	2013	1.6	0	NA
22094	American Tower LLC - 89375- Starr Canyon Site	Morgan Hill	2013	1.6	0	NA
22785	Kilroy Realty Corporation	San Francisco	2014	1.6	0	NA
23616	Central Wolfe LLC	Sunnyvale	2016	1.6	0	NA
202171	TBUSA	San Jose	2021	1.6	0	NA
17864	Peralta Community College District	Berkeley	2006	1.59	0	NA
17573	San Francisco Municipal Railway	San Francisco	2006	1.58	0	NA

Bay Area Air Quality Management District
2026 Toxic Air Contaminant Control Program Annual Report

7189	Delta Diablo Sanitation District	Antioch	2006	1.5	0	NA
9313	St Luke's Hospital A/P,CPMC-STL Campus	San Francisco	2016	1.5	0	NA
21402	Forty Niners Stadium, LLC	Santa Clara	2012	1.5	0	NA
23611	Google, Inc	San Francisco	2016	1.5	0	NA
24514	Bay Club Walnut Creek, LLC	Walnut Creek	2002	1.5	0	NA
200633	Bolb, Inc.	Livermore	2017	1.5	0	NA
201246	Amazon.com Services LLC - SCA3	Richmond	2025	1.5	0	NA
201874	30 Otis	San Francisco	2020	1.5	0	NA
202310	Guardant Health at 3100 Hanover Palo Alto	Palo Alto	2021	1.5	0	NA
202691	Vantage	South San Francisco	2022	1.5	0	0.01
202706	Shannon Community Center	Dublin	2022	1.5	0	NA
202867	1620 South Loop Road	Alameda	2023	1.5	0	NA
203042	Silicon Valley Surgery Center	Campbell	2023	1.5	0	NA
203147	6475 Christie Avenue	Emeryville	2023	1.5	0	NA
16724	New Cingular Wireless dba AT&T Mobility	Santa Clara	2024	1.4	0	0
19381	Blue Line Sterilization Services	Novato	2024	1.4	0	0.07
19673	Verizon Wireless(Jameson Canyon)	Suisun City	2009	1.4	0	NA
24998	City of Santa Rosa	Santa Rosa	2021	1.4	0	NA
25053	Standford Health Care	Castro Valley	2020	1.4	0	NA
200348	West Bay Sanitary District	Portola Valley	2016	1.4	0	NA
201486	HCP LS Brisbane LLC c/o CBRE	Brisbane	2018	1.4	0	NA
201718	ARE - San Francisco No. 63, LLC	San Carlos	2019	1.4	0	NA
202081	Google, Inc.	Palo Alto	2020	1.4	0	NA
202507	Ritter Center	San Rafael	2022	1.4	0	NA
202591	10X Genomics	Pleasanton	2022	1.4	0	0
202649	Bret Harte Center	San Rafael	2022	1.4	0	NA
203143	Amazon.com Services - DSF8	Richmond	2023	1.4	0	NA
200601	GI ETS Shoreline LLC - 7000 Shoreline Ct	South San Francisco	2017	1.35	0	NA
14020	Prologis	San Francisco	2024	1.3	0	NA

Bay Area Air Quality Management District
2026 Toxic Air Contaminant Control Program Annual Report

21386	Santa Rosa Jr College Campus (SRJC)	Petaluma	2012	1.3	0	NA
22307	Garre Winery Event Center	Livermore	2014	1.3	0	NA
22379	Preferred Freezer Services	San Leandro	2014	1.3	0	NA
24109	Ponte Gadea California LLC	San Francisco	2022	1.3	0	NA
25257	BMR-Gateway of Pacific III LP	South San Francisco	2021	1.3	0	0.04
202776	Brittan West	San Carlos	2024	1.3	0	0
202780	Nkarta, Inc.	South San Francisco	2022	1.3	0	NA
202802	Livermore Hub	Livermore	2023	1.3	0	NA
203039	Amgen Inc.	South San Francisco	2021	1.3	0	NA
16248	Comcast of California IX Inc	Fremont	2015	1.2	0	NA
18517	Verizon Wireless (St Helena)	Calistoga	2007	1.2	0	NA
18658	San Francisco Bay Bridge Toll Plaza	Oakland	2007	1.2	0	NA
22624	Golub Real Estate Corporation	San Francisco	2014	1.2	0	NA
22842	Contra Costa County Public Works Department	Martinez	2015	1.2	0	NA
200822	Tech Corners Campus LLC	Sunnyvale	2018	1.2	0	NA
201428	Alviso Storm Pump Station	San Jose	2018	1.2	0	NA
202715	Sequence Campus	Fremont	2022	1.2	0	NA
202766	Sonoma Valley Unified School District Office	Sonoma	2022	1.2	0	NA
202975	Piezzi Lift Station SLS-09	Santa Rosa	2023	1.2	0	NA
203436	LH Shoreline Apartments LP - 1170 Spruce St.	Mountain View	2024	1.2	0	NA
13491	AT&T	Mountain View	2003	1.1	0	0
17073	T-Mobile - Oakland Switch	Oakland	2023	1.1	0	NA
24942	Samaritan Medical Center	San Jose	2021	1.1	0	0
111160	Los Gatos Mobil One	Los Gatos	2024	1.1	0	1.4
200376	Hyatt Place Emeryville	Emeryville	2016	1.1	0	NA
201807	Prime Now LLC-USF2	San Leandro	2019	1.1	0	NA
202304	VA Santa Rosa CBOC	Santa Rosa	2021	1.1	0	NA
202854	Redwood Credit Union - Napa Campus	Napa	2023	1.1	0	NA

Bay Area Air Quality Management District
2026 Toxic Air Contaminant Control Program Annual Report

203462	Cow Palace Arena & Event Center	Daly City	2025	1.1	0	NA
13518	SBC	San Francisco	2004	1.03	0	NA
11924	California Pacific Medical Center	San Francisco	2012	1	0	NA
13108	Vallejo Sanitation & Flood Control Dist	Vallejo	2004	1	0	NA
13333	Saratoga Retirement Community	Saratoga	2001	1	0	0
13825	San Jose Water Co , Montevina	Los Gatos	2016	1	0	NA
15284	City of Dublin	Dublin	2022	1	0	NA
15458	City of Pinole Fire	Pinole	2003	1	0	NA
17461	City of Redwood City	Redwood City	2012	1	0	NA
19405	Fairfield Fire Department - Station 37	Fairfield	2009	1	0	NA
201699	Microsoft Corporation	Mountain View	2019	1	0	NA
201727	SFPUC - Yerba Buena Island	San Francisco	2022	1	0	NA
202626	Page Street Studios	San Jose	2022	1	0	NA
200600	Sewerage Agency of Southern Marin	Mill Valley	2017	0.99	0	NA
17950	City of Hayward Public Works Utilities	Hayward	2006	0.98	0	NA
200502	Fortinet	Union City	2017	0.97	0	NA
21041	City of Santa Rosa	Santa Rosa	2023	0.96	0	NA
2227	Mills Peninsula Medical Center	Burlingame	2009	0.95	0	NA
21978	Meta Platforms, Inc. - FRE 126	Fremont	2013	0.95	0	NA
20196	CPF B Tenant, LLC/Cavallo Point Lodge	Sausalito	2010	0.94	0	NA
203049	The Surgery Center	Oakland	2023	0.93	0	NA
24972	Genomic Health, Inc	Redwood City	2009	0.91	0	NA
203244	Avalon West Dublin	Dublin	2023	0.91	0	NA
5498	Randall-Bold Water Treatment Plant	Oakley	2010	0.9	0	NA
14316	Judicial Council of California, JCC 48-A1	Fairfield	2010	0.9	0	NA
19127	Parkmerced Investors LLC	San Francisco	2008	0.9	0	NA
19817	County of Marin, MER, Bolinas	Bolinas	2008	0.9	0	NA
200628	City of Union City	Union City	2017	0.9	0	NA
202654	Alexza Pharmaceuticals	Fremont	2022	0.9	0	NA

Bay Area Air Quality Management District
2026 Toxic Air Contaminant Control Program Annual Report

19187	Walnut Creek Endoscopy & Surgery Center	Walnut Creek	2008	0.88	0	NA
21916	The Maude & Mathilda R&D c/o Kilroy Realty LP	Sunnyvale	2013	0.87	0	NA
23738	Chinatown Community Development Center	San Francisco	2007	0.87	0	NA
202646	Oakland 11	Oakland	2022	0.86	0	NA
202933	2895 Seventh Street	Berkeley	2023	0.86	0	NA
15906	1035 Market Street	San Francisco	2004	0.85	0	NA
24317	Planetary Ventures	Mountain View	2019	0.85	0	NA
18915	City of San Jose Municipal Water	San Jose	2024	0.84	0	NA
20515	Santa Clara Unified School District	Santa Clara	2021	0.84	0	NA
24096	Pacific Oak SOR 353 Sacramento St, LLC	San Francisco	2021	0.83	0	NA
202661	Iron Ox GH1X	Gilroy	2022	0.82	0	NA
202718	Extra Space Storage	Alameda	2022	0.82	0	NA
20461	The Pyramid Center	San Francisco	2017	0.81	0	NA
15507	Point Richmond R & D Associates	Richmond	2007	0.8	0	NA
22938	Visual Concepts Entertainment	Novato	2015	0.8	0	NA
111362	Fast Gas & Mini Mart	San Leandro	2021	0.8	0	NA
4007	Central Contra Costa Sanitary District	Orinda	2021	0.79	0	0
202660	Peninsula Innovation Point	Burlingame	2022	0.79	0	NA
202784	BTC III San Jose Logistics Center LP	San Jose	2022	0.79	0	NA
202803	GI ETS Hayward LLC	Hayward	2022	0.79	0	NA
203667	Spartan Village on the Paseo	San Jose	2025	0.79	0	NA
21046	City of Santa Rosa	Santa Rosa	2023	0.77	0	NA
200744	Fremont Bank Livermore Operations	Livermore	2021	0.75	0	NA
25149	Google Caribbean	Sunnyvale	2022	0.74	0	0.01
202163	Bionova Scientific Inc.	Fremont	2024	0.74	0	0.37
203048	Target Store - T1426	San Jose	2023	0.74	0	NA
200461	New Cingular Wireless PCS, LLC dba AT&T Mobility	Livermore	2017	0.73	0	NA
203282	1953 Concourse Dr LLC	San Jose	2024	0.73	0	NA

Bay Area Air Quality Management District
2026 Toxic Air Contaminant Control Program Annual Report

203345	Hummingbird ESS LLC	San Jose	2024	0.73	0	NA
203012	950 Marina Village Parkway	Alameda	2023	0.72	0	NA
23817	Matheson Tri-Gas, Inc	Richmond	2017	0.71	0	NA
202804	STC Venture Block 3RWS, LLC	Sunnyvale	2023	0.71	0	0
203120	Allen Brothers NorCal	Richmond	2023	0.71	0	NA
13742	East Bay Municipal Utility Dist	Richmond	2005	0.7	0	NA
14475	City of Burlingame	Burlingame	2012	0.7	0	NA
22277	Union Investment Real Estate GmbH	San Francisco	2007	0.7	0	NA
200845	IKEA	American Canyon	2018	0.7	0	NA
203149	2460 Embarcadero	Palo Alto	2024	0.7	0	NA
17248	City of Santa Clara - Laurelwood Storm	Santa Clara	2022	0.69	0	0
203485	Vine & Fig	St. Helena	2024	0.68	0	NA
202531	3000 Hanover	Palo Alto	2023	0.67	0	NA
200373	Calico Laboratories	South San Francisco	2016	0.66	0	NA
202495	Genesis Marina	Brisbane	2022	0.65	0	0.01
202620	Sonoma County Indian Health Project, Inc.	Santa Rosa	2022	0.65	0	NA
202896	T-Mobile - BA62012S	Oakland	2023	0.63	0	NA
202506	Logisticenter Fairfield	Fairfield	2023	0.61	0	NA
202678	100 Altair Way	Sunnyvale	2022	0.61	0	NA
201704	NFD - Station 64	Novato	2019	0.6	0	NA
21047	City of Santa Rosa	Santa Rosa	2023	0.59	0	NA
23682	Elixir Medical Corporation	Milpitas	2016	0.59	0	NA
201401	AP3-SF3 CT NORTH LLC	South San Francisco	2018	0.59	0	NA
203071	Morningstar DeAnza Memory Care	San Jose	2023	0.59	0	NA
203109	Dumbarton Circle Spec Suite	Fremont	2023	0.59	0	NA
21183	City of Santa Rosa	Santa Rosa	2023	0.58	0	NA
201882	ARE-San Francisco No. 65, LLC	South San Francisco	2020	0.57	0	NA
201964	Terreno Morton LLC	Newark	2024	0.57	0	NA

Bay Area Air Quality Management District
2026 Toxic Air Contaminant Control Program Annual Report

202597	Marina Village Parkway Pump Station - 713 Marina Village Pkwy	Alameda	2023	0.57	0	NA
202807	Harbor Bay Pump Station	Alameda	2022	0.57	0	NA
203493	850 Marina Village Parkway	Alameda	2024	0.57	0	NA
202031	Palmaz Vineyards	Napa	2022	0.56	0	NA
202887	Vine Transit Maintenance Facility	Napa	2023	0.55	0	NA
200693	Amtrak	Oakland	2023	0.54	0	NA
202697	Allston Way - Warm Shell & Core	Berkeley	2022	0.54	0	NA
25115	Foundry 31 LLC	Berkeley	2022	0.53	0	0
202606	Twelve Benefit Corporation	Alameda	2022	0.53	0	NA
14950	Frontier California	Kenwood	2009	0.52	0	NA
23131	Sutter Health-CPMC VNC	San Francisco	2015	0.52	0	NA
202749	Vaxart, Inc.	South San Francisco	2022	0.52	0	NA
202879	CLPF GRP Uptown Menlo Park	Menlo Park	2023	0.52	0	NA
201879	7380 Morton	Newark	2020	0.51	0	NA
21192	City of Dublin/Public Works	Dublin	2012	0.5	0	NA
202998	1015 Atlantic Ave	Alameda	2023	0.5	0	NA
23274	OnTrac Logistics, Inc	Fremont	2016	0.49	0	NA
202056	FedEx Freight Livermore	Livermore	2020	0.49	0	NA
201630	Pacific Commons Owner LP	Fremont	2024	0.48	0	NA
25102	Uptown Broadway LLC	Oakland	2016	0.47	0	NA
25137	921 Howard	San Francisco	2022	0.47	0	NA
202454	Eat Just - Tenant Improvement	Alameda	2022	0.47	0	NA
202695	Synthego Holdings, Inc.	Redwood City	2022	0.45	0	NA
201469	OLE Health South Napa Campus	Napa	2018	0.43	0	NA
202817	Amazon.com Services LLC - SCA2	Brisbane	2023	0.41	0	NA
202902	T-Mobile - SF64142S	Campbell	2023	0.41	0	NA
18451	Catholic Cathedral Corporation of the East Bay	Oakland	2007	0.4	0	NA
20838	New Cingular Wireless dba AT&T Mobility	Saint Helena	2015	0.4	0	NA

Bay Area Air Quality Management District
2026 Toxic Air Contaminant Control Program Annual Report

22058	KRE 1221 Broadway Owners LLC	Oakland	2001	0.4	0	NA
111865	Richmond 1001 Petroleum Inc	Richmond	2025	0.4	0	1
200347	1500 N California Blvd LLC	Walnut Creek	2016	0.4	0	NA
202708	GS MP Portal Owner, LLC.	Menlo Park	2022	0.4	0	NA
202835	220 Park Road	Burlingame	2022	0.39	0	NA
13986	City of Santa Rosa Utilities Dept	Santa Rosa	2023	0.38	0	NA
13987	City of Santa Rosa Utilities Dept	Santa Rosa	2023	0.38	0	NA
203153	San Ramon Property Owner LLC	San Ramon	2023	0.38	0	NA
21868	Chappellet Winery	Saint Helena	2013	0.37	0	NA
202532	1600 Harbor Bay Parkway	Alameda	2022	0.37	0	NA
202965	AT&T - FA10088156 - Hwy 101 - Lincoln	San Rafael	2023	0.37	0	NA
201737	Marcassin Wine	Windsor	2019	0.36	0	NA
202399	490 De Guigne Generator	Sunnyvale	2022	0.35	0	NA
202739	3450 Hillview	Palo Alto	2022	0.34	0	NA
15808	The Home Depot Store #8572	Morgan Hill	2025	0.33	0	0
18807	California Highway Patrol, Cordelia Insp Facility	Fairfield	2014	0.32	0	NA
202551	Amazon.com Services LLC - DFO3	Livermore	2023	0.32	0	NA
202785	PR Clawiter Hayward, LLC	Hayward	2022	0.31	0	NA
907	Central Contra Costa Sanitary District	Martinez	2012	0.3	0	NA
10327	Sutter Bay Hospitals dba Mills-Peninsula Health	San Mateo	2010	0.3	0	NA
24925	BioSquare Silicon Valley	San Jose	2021	0.3	0	NA
202136	BCDPF Bay Area Commerce Center Lease Management LLC	Livermore	2022	0.3	0	NA
202891	West 10 Warehouse	Redwood City	2023	0.3	0	NA
17710	3E Company/Regulatory Dept c/o Home Depot #6603	East Palo Alto	2023	0.29	0	NA
24447	DW LSP 550 TF, LLC	San Francisco	2023	0.29	0	NA
202900	T-Mobile - BA62062S	Fremont	2023	0.29	0	NA
201796	Prologis 6 Livermore	Livermore	2019	0.28	0	NA

Bay Area Air Quality Management District
2026 Toxic Air Contaminant Control Program Annual Report

202008	City of Newark	Newark	2020	0.27	0	NA
203015	TI Lot 10, LLC	San Francisco	2023	0.27	0	NA
24297	MCREF Rincon Hill, LLC	San Francisco	2019	0.26	0	NA
203384	University of CA San Francisco - Peninsula Outpatient Center	Burlingame	2024	0.26	0	0.08
14024	San Ramon Valley Fire District - Station #34	San Ramon	2024	0.25	0	0
20204	City of San Mateo	San Mateo	2022	0.25	0	0
203161	Logisticenter At Enterprise	Hayward	2023	0.25	0	NA
100625	County of San Mateo - Half Moon Bay Airport	Half Moon Bay	2025	0.23	0	NA
203115	BGOGC 2197/2225 Bayshore Owner LLC	Palo Alto	2024	0.21	0	NA
22144	Irvine Company Office Properties	Santa Clara	2013	0.2	0	NA
203017	Fairfield Industrial Center	Fairfield	2023	0.2	0	NA
25092	Photop Technologies, Inc	Santa Rosa	2022	0.19	0	0.08
24068	Pacific Oak SOR II Oakland City Center LLC	Oakland	2023	0.18	0	NA
202914	1951 Shattuck	Berkeley	2023	0.18	0	NA
24596	SKS/ Prado 2130 Third Street, LLC	San Francisco	2020	0.17	0	NA
24876	Eurofins Infinity Laboratory Group, Inc	San Jose	2022	0.17	0	NA
14595	Federal Aviation Administration	San Jose	2024	0.16	0	NA
16319	UCSF/Hunters Point	San Francisco	2024	0.16	0	0
202924	Parr Blvd. & Richmond Parkway Building 1	Richmond	2023	0.16	0	NA
24713	CCSF-TC & FSD	San Francisco	2020	0.15	0	NA
202716	901 Mariners Island Boulevard	San Mateo	2022	0.15	0	0
202775	Nutcracker Therapeutics	Emeryville	2022	0.14	0	NA
202974	24493 Clawiter Road	Hayward	2023	0.14	0	NA
203319	47200 Bayside Parkway	Fremont	2024	0.14	0	NA
202837	300 Kansas Building	San Francisco	2023	0.13	0	NA
202687	Oyster Point Phase 2 Development	South San Francisco	2022	0.12	0	0
13884	Delta Diablo Sanitation District	Pittsburg	2022	0.11	0	NA
203011	Robert Mondavi Winery, Red barn	Napa	2023	0.11	0	NA

Bay Area Air Quality Management District
2026 Toxic Air Contaminant Control Program Annual Report

203296	Ultragenyx Pharmaceutical Inc.	South San Francisco	2024	0.11	o	NA
18177	Sonoma County Sheriff's Office	Petaluma	2007	0.1	o	NA
202858	531 Bryant Street	San Francisco	2023	0.09	o	NA
201943	Caltrans - Devil's Slide	Pacifica	2020	0.04	o	NA
25127	Poplar Avenue Pump Station	San Mateo	2022	0.03	o	o
202730	Napa Regional Center	American Canyon	2022	0.03	o	0.21
24235	MRL San Francisco, LLC	South San Francisco	2019	0.02	o	0.96
23467	Vander-Bend Manufacturing Inc	San Jose	2025	NA	o	0.13
23492	C and H Enterprises	Fremont	2024	NA	o	0.78
12743	MCI, dba Verizon Business	Concord	2001	9.99	NA	NA
16421	City of San Jose, SBWRP	San Jose	2004	9.99	NA	NA
24528	Google LLC	Sunnyvale	2001	9.99	NA	NA
16787	Bayside Area Development, LLC c/ CBRE, Inc	South San Francisco	2005	9.98	NA	NA
14149	Contra Costa County	Pittsburg	2002	9.95	NA	NA
13513	AT&T	San Bruno	2002	9.93	NA	NA
13077	NOP 560 Mission LLC	San Francisco	2001	9.9	NA	NA
13554	Pacific Bell	Union City	2002	9.9	NA	NA
14200	XO Communications Services, LLC	Fremont	2002	9.9	NA	NA
14433	Pacific Bell	Windsor	2002	9.9	NA	NA
14776	Level 3 Communications	Suisun City	2002	9.9	NA	NA
15101	Redwood City	Redwood City	2012	9.9	NA	NA
16003	Comcast of California IX, Inc	Concord	2004	9.9	NA	NA
16345	Vi at Palo Alto	Palo Alto	2004	9.9	NA	NA
20885	Casino M8trix	San Jose	2011	9.9	NA	NA
21519	Alameda County Water District	Fremont	2012	9.9	NA	NA
13866	City of SSF Water Quality Plant	South San Francisco	2004	9.7	NA	NA
13877	Sanitary District No 1, Kentfield Pump Station	Kentfield	2002	9.6	NA	NA
20924	Juniper Networks	Sunnyvale	2002	9.2	NA	NA

Bay Area Air Quality Management District
2026 Toxic Air Contaminant Control Program Annual Report

21930	San Francisco Public Utilities Commission	San Francisco	2015	9.1	NA	NA
18852	Town of Hillsborough	Hillsborough	2008	8.3	NA	NA
22566	County of Marin c/o Sares Regis	San Rafael	2013	8.1	NA	NA
21057	Sutter Bay Hospitals	Santa Rosa	2012	7.6	NA	NA
13241	KGO Television ABC Inc	San Francisco	2001	7.2	NA	NA
21400	Intelsat Corporation	Napa	2012	7.2	NA	NA
14063	Central Contra Costa Sanitary District	Orinda	2004	7.1	NA	NA
13461	Pacific Bell	Cotati	2005	6.5	NA	NA
22032	Jamestown Concord Tech Bldg c/o SRP Mgmt, Inc	Concord	2012	6.4	NA	NA
1534	Silicon Valley Clean Water	Redwood City	1989	6	NA	NA
13450	Pacific Bell	Benicia	2003	6	NA	NA
100146	Costco Gasoline #482	Richmond	1999	5.7	NA	NA
22746	Fox Television Stations, Inc , on behalf of KTVU	Oakland	2012	5.3	NA	NA
15071	Pacific Bell	Sausalito	2005	4.9	NA	NA
15455	Marin Municipal Water District	Novato	2003	4.9	NA	NA
1634	Napa State Hospital	Napa	1990	4.1	NA	NA
8664	Crockett Cogeneration, LLC	Crockett	1991	4	NA	NA
12765	MCI,dba Verizon Business	Oakland	2000	4	NA	NA
15595	Golden Gate Ferry	Larkspur	2002	4	NA	NA
15789	City of Brentwood	Brentwood	2004	4	NA	NA
13471	Pacific Bell	Half Moon Bay	2002	3.9	NA	NA
19465	RNM Properties	Petaluma	2004	3.6	NA	NA
14992	Visa Land Management IV	Foster City	2002	3.5	NA	NA
19880	Bear Gulch Creek Partners LLC	Woodside	2010	3.1	NA	NA
20126	Evocative	Santa Clara	2013	3.1	NA	NA
22442	Azure Apartment Complex	San Francisco	2014	2.9	NA	NA
15291	Comcast Cable Corporation	Sebastopol	2003	2.84	NA	NA
13651	Mettler-Toledo Rainin,LLC	Oakland	2002	2.5	NA	NA

Bay Area Air Quality Management District
2026 Toxic Air Contaminant Control Program Annual Report

13867	City of SSF Water Quality Plant	South San Francisco	2004	2.3	NA	NA
16552	Contra Costa Water District	Concord	2005	2.2	NA	NA
2721	City of Palo Alto Landfill	Palo Alto	1989	2	NA	NA
16853	Town of Windsor	Windsor	2004	2	NA	NA
12969	Verizon Business - SBEZCA	San Jose	2001	1.8	NA	NA
16333	Verizon Wireless - Landess	Milpitas	2004	1.7	NA	NA
21708	Clorox Services Company	Pleasanton	2013	1.7	NA	NA
18875	Bay Street Apartments by Windsor	Emeryville	2005	1.4	NA	NA
19803	San Jose Water Company	San Jose	2015	1.4	NA	NA
12764	MCI dba Verizon Business	Dublin	2001	1.3	NA	NA
15362	George Roberts	Atherton	2003	1.2	NA	NA
18990	Phoenix American Inc	San Rafael	2008	1.2	NA	NA
24551	SFF 1650 Street LLC	Emeryville	2005	1.2	NA	NA
18753	City of Santa Clara	Santa Clara	2007	1.1	NA	NA
20413	Hawthorne Plaza Assoc LLC	San Francisco	2014	1.1	NA	NA
19090	San Francisco Public Utilities Commission	San Francisco	2010	1	NA	NA
20663	City of Cupertino	Cupertino	2012	1	NA	NA
13197	Town of Discovery Bay	Discovery Bay	2001	0.9	NA	NA
13949	Amazon.com Services LLC - DSJg	Oakland	2002	0.83	NA	NA
24187	Shimmick/Danny's Joint Venture	Mill Valley	2019	0.8	NA	NA
13589	Pacific Bell	Sonoma	2006	0.7	NA	NA
7421	Pacific Bell	Fremont	2002	0.6	NA	NA
17428	Quadrus Sand Hill, LLC	Menlo Park	2005	0.6	NA	NA
2885	Union Sanitary Dist, Newark PS	Newark	2007	0.5	NA	NA
23557	New Cingular Wireless PCS dba AT&T Mobility	Pacifica	2016	0.5	NA	NA
202930	1700 Dell Avenue	Campbell	2023	0.49	NA	NA
18587	UC Hastings School of the Law	San Francisco	2019	0.3	NA	NA
22317	Thermo Fisher Scientific	Fremont	2014	0.3	NA	NA

Bay Area Air Quality Management District
2026 Toxic Air Contaminant Control Program Annual Report

16955	City of Santa Rosa Utilities Dept	Santa Rosa	2005	0.1	NA	NA
100768	Silver Oak Cellars	Oakville	2018	0.1	NA	NA

Bay Area Air Quality Management District
2026 Toxic Air Contaminant Control Program Annual Report

APPENDIX B – FACILITY RANKINGS AND REVIEW PHASES

This appendix provides the prioritization scores and facility rank (high, intermediate, and low priority) for all permitted facilities in the Bay Area that emit TACs. High priority facilities and select intermediate priority facilities are further categorized by a review phase assigned by the Air District. Table B-1 in Appendix B lists the high priority facilities in Phase I review status. Table B-2 lists the high priority facilities in Phase II review status. Table B-3 lists the high priority facilities in Phase III review status. Table B-4 lists the intermediate priority facilities. For all tables, the facilities are ordered by prioritization score from highest to lowest.

Table B-1. High Priority Facilities in Phase I Review Status

Facility Number	Facility Name	City	County	AB2588 Priority Ranking	HRA Year	HRA Cancer Risk (in chances in a million)	Chronic Hazard Index	Acute Hazard Index	Overburdened Community (Yes/No)
10	Chevron Products Company	Richmond	Contra Costa	High	1990	8	0.02	NA	Y
24726	Martinez Refining Company LLC	Martinez	Contra Costa	High	1990	9	0.02	NA	Y
12626	Valero Refining Company - California	Benicia	Solano	High	1991	9.1	0.02	0	N
21359	Phillips 66 Company - San Francisco Refinery	Rodeo	Contra Costa	High	1990	8.4	0.13	NA	Y
17419	Air Liquide Large Industries US LP	Rodeo	Contra Costa	High	NA	NA	NA	NA	Y
2066	Waste Management of Alameda County	Livermore	Alameda	High	2012	7.9	0.11	NA	N
11866	Los Medanos Energy Center	Pittsburg	Contra Costa	High	NA	NA	NA	NA	Y
24380	Corteva Agriscience - Pittsburg Operations	Pittsburg	Contra Costa	High	2001	5.2	0.18	NA	Y
14628	Tesoro Refining & Marketing Company, LLC	Martinez	Contra Costa	High	1995	6.9	0.3	NA	Y
14991	Donald Von Raesfeld Power Plant	Santa Clara	Santa Clara	High	2002	0.2	0.2	0.4	N

Bay Area Air Quality Management District
2026 Toxic Air Contaminant Control Program Annual Report

9013	International Disposal Corp of CA	Milpitas	Santa Clara	High	1991	0.9	0.09	NA	N
8664	Crockett Cogeneration, LLC	Crockett	Contra Costa	High	1991	4	NA	NA	N
18136	Russell City Energy Co, LLC	Hayward	Alameda	High	2007	0.7	0.01	0.02	Y
17667	Ameresco Keller Canyon LLC	Pittsburg	Contra Costa	High	NA	NA	NA	NA	Y
13289	Los Esteros Critical Energy Facility	San Jose	Santa Clara	High	2001	1.4	0.01	NA	N
705	Vulcan Materials, Western Division	Pleasanton	Alameda	High	NA	NA	NA	NA	N
3464	City of Santa Clara	Santa Clara	Santa Clara	High	1991	0.9	0.09	NA	N
11531	GreenWaste Z-Best Composting Facility	Gilroy	Santa Clara	High	NA	NA	NA	NA	Y
208	Radius Recycling dba Schnitzer Steel Products Company	Oakland	Alameda	High	NA	NA	NA	NA	Y
20139	Potrero Hills Energy Producers, LLC	Suisun City	Solano	High	2011	2.9	0.78	0.98	N
12095	Delta Energy Center	Pittsburg	Contra Costa	High	NA	NA	NA	NA	Y
2266	Browning-Ferris Industries of CA Inc	Half Moon Bay	San Mateo	High	1991	0.9	0.09	NA	N
18143	Gateway Generating Station	Antioch	Contra Costa	High	NA	NA	NA	NA	Y
4618	Keller Canyon Landfill Company	Pittsburg	Contra Costa	High	2006	9.8	0.37	NA	Y
4134	Irvington Memorial Cemetery	Fremont	Alameda	High	2006	2	0.9	NA	N
1427	Applied Materials	Santa Clara	Santa Clara	High	NA	NA	NA	NA	N
1812	Kirby Canyon Recycling and Disposal Facility	Morgan Hill	Santa Clara	High	NA	NA	NA	NA	N
1179	Redwood Landfill Inc	Novato	Marin	High	2010	8.2	0.23	NA	N
19931	K2 Pure Solutions Nocal, LP	Pittsburg	Contra Costa	High	2009	2.2	0.03	0.38	Y
25055	USS-UPI, LLC	Pittsburg	Contra Costa	High	1994	8	0.9	NA	Y
11002	Applied Materials	Sunnyvale	Santa Clara	High	NA	NA	NA	NA	N

Bay Area Air Quality Management District
2026 Toxic Air Contaminant Control Program Annual Report

22839	Apple, Inc	Santa Clara	Santa Clara	High	2015	3	0.01	0.06	N
148	Ball Metal Beverage Container Corp	Fairfield	Solano	High	NA	NA	NA	NA	N
22789	Eco Services Operations Corp	Martinez	Contra Costa	High	NA	NA	NA	NA	Y

Bay Area Air Quality Management District
2026 Toxic Air Contaminant Control Program Annual Report

Table B-2. High Priority Facilities in Phase II Review Status

Facility Number	Facility Name	City	County	AB2588 Priority Ranking	HRA Year	HRA Cancer Risk (in chances in a million)	Chronic Hazard Index	Acute Hazard Index	Overburdened Community (Yes/No)
591	East Bay Municipal Utility District	Oakland	Alameda	High	1991	8	0.06	NA	Y
778	San Jose-Santa Clara Regional Wastewater Facility	San Jose	Santa Clara	High	1991	3.9	0	NA	N
3499	City of Menlo Park	Menlo Park	San Mateo	High	NA	NA	NA	NA	N
20432	Ameresco Vasco Road LLC	Livermore	Alameda	High	2014	0.03	0.3	0.99	N
59	University of California, Berkeley	Berkeley	Alameda	High	NA	NA	NA	NA	N
23992	Pleasanton Garbage Service	Pleasanton	Alameda	High	NA	NA	NA	NA	N
9183	Napa-Vallejo Waste Management Authority	Napa	Napa	High	2003	3.6	0.9	NA	N
1257	Genentech, Inc	South San Francisco	San Mateo	High	NA	NA	NA	NA	Y
2039	Potrero Hills Landfill, Inc	Suisun City	Solano	High	1991	0.9	0.09	NA	N
19730	Mariposa Energy, LLC	Byron	Contra Costa	High	NA	NA	NA	NA	N
1784	San Francisco International Airport	San Francisco	San Francisco	High	NA	NA	NA	NA	N
255	Lawrence Livermore National Laboratory	Livermore	Alameda	High	1989	7.7	0.04	NA	N
22998	Huneeus Vintners LLC	Saint Helena	Napa	High	NA	NA	NA	NA	N
1271	West County Wastewater District	Richmond	Contra Costa	High	NA	NA	NA	NA	Y
3969	Stanford Health Care	Stanford	Santa Clara	High	NA	NA	NA	NA	N
7519	Pacific Bell	Fairfield	Solano	High	2012	6.4	0	NA	Y

Bay Area Air Quality Management District
2026 Toxic Air Contaminant Control Program Annual Report

3211	Santa Teresa Water Treatment Plant - STWTP	San Jose	Santa Clara	High	NA	NA	NA	NA	N
1082	Queen of the Valley Medical Center	Napa	Napa	High	2010	4.3	0.9	NA	N
146	CASS, Inc	Oakland	Alameda	High	NA	NA	NA	NA	Y
1371	Dublin San Ramon Services District - Wastewater TP	Pleasanton	Alameda	High	NA	NA	NA	NA	N
17111	CEMEX Construction Materials Pacific, LLC	San Francisco	San Francisco	High	NA	NA	NA	NA	N
20459	Tesla, Inc	Fremont	Alameda	High	NA	NA	NA	NA	N
1067	Oro Loma Sanitary District	San Lorenzo	Alameda	High	1989	3.8	0.01	NA	N
3974	San Francisco General Hospital	San Francisco	San Francisco	High	2010	7.4	0	NA	N
11247	Clover Flat Resource & Recovery Park	Calistoga	Napa	High	1991	0.9	0.09	NA	N
4449	Electro-Coatings of California Inc	Berkeley	Alameda	High	NA	NA	NA	NA	N
12181	American Airlines	San Francisco	San Francisco	High	NA	NA	NA	NA	N
17040	Ameresco Half Moon Bay LLC	Half Moon Bay	San Mateo	High	NA	NA	NA	NA	N
475	Santa Clara Valley Health & Hospital System	San Jose	Santa Clara	High	2012	7.2	0	NA	N
617	Palo Alto Regional Water Quality Control Plant	Palo Alto	Santa Clara	High	1989	8	0.42	NA	N
1753	John Muir Health - Concord Campus	Concord	Contra Costa	High	2012	9.9	0.09	0.03	N
907	Central Contra Costa Sanitary District	Martinez	Contra Costa	High	2012	0.3	0	NA	Y
22268	Nor-Cal Rock Inc	Hayward	Alameda	High	2014	9.98	0.01	NA	N
15574	Valero Refining Company	Benicia	Solano	High	NA	NA	NA	NA	N
550	NASA-AMES Research Center	Mountain View	Santa Clara	High	NA	NA	NA	NA	N
770	Travis AFB	Travis Afb	Solano	High	2012	8.4	0	NA	N
11887	Dynegy Oakland LLC	Oakland	Alameda	High	NA	NA	NA	NA	N

Bay Area Air Quality Management District
2026 Toxic Air Contaminant Control Program Annual Report

18604	Apple, Inc	Cupertino	Santa Clara	High	NA	NA	NA	NA	N
935	Levin Richmond Terminal Corporation	Richmond	Contra Costa	High	NA	NA	NA	NA	Y
2478	UCSF/Parnassus	San Francisco	San Francisco	High	1992	7.1	0.5	NA	N
639	Stanford University	Palo Alto	Santa Clara	High	NA	NA	NA	NA	N
3919	Kaiser Permanente San Jose Medical Center	San Jose	Santa Clara	High	NA	NA	NA	NA	N
13279	Opus One	Oakville	Napa	High	NA	NA	NA	NA	N
459	Veterans Administration Health Care System	San Francisco	San Francisco	High	NA	NA	NA	NA	N
51	United Airlines, Inc	San Francisco	San Francisco	High	1989	3.4	0.11	NA	Y
17052	BioMarin Pharmaceutical Inc	Novato	Marin	High	NA	NA	NA	NA	N
1634	Napa State Hospital	Napa	Napa	High	1990	4.1	NA	NA	N
568	San Francisco South East Treatment Plant	San Francisco	San Francisco	High	1990	4.5	0	NA	Y
24993	Bloom Energy BMCC	Fremont	Alameda	High	NA	NA	NA	NA	N
9684	Bay Ship & Yacht Co	Alameda	Alameda	High	NA	NA	NA	NA	Y
1258	Delta Diablo Sanitation District	Antioch	Contra Costa	High	NA	NA	NA	NA	Y
23438	Richmond Products Terminal	Richmond	Contra Costa	High	NA	NA	NA	NA	Y
20744	Trans Bay Cable LLC	Pittsburg	Contra Costa	High	NA	NA	NA	NA	Y
15476	Saint Mary's College of California	Moraga	Contra Costa	High	NA	NA	NA	NA	N
19169	Marsh Landing LLC (Marsh Landing Generating Sta)	Antioch	Contra Costa	High	NA	NA	NA	NA	Y
23131	Sutter Health-CPMC VNC	San Francisco	San Francisco	High	2015	0.52	0	NA	N
12596	National Park Service	San Francisco	San Francisco	High	2011	8	0	NA	N
2227	Mills Peninsula Medical Center	Burlingame	San Mateo	High	2009	0.95	0	NA	N
12455	Gilead Sciences	Foster City	San Mateo	High	NA	NA	NA	NA	N
15544	Kaiser Permanente	Redwood City	San Mateo	High	2013	4.6	0	NA	Y

Bay Area Air Quality Management District
2026 Toxic Air Contaminant Control Program Annual Report

861	San Mateo Water Quality Control Plant	San Mateo	San Mateo	High	1989	4.3	0	NA	N
3294	Guadalupe Rubbish Disposal	San Jose	Santa Clara	High	NA	NA	NA	NA	N
9339	San Jose State University	San Jose	Santa Clara	High	NA	NA	NA	NA	N
15870	Santa Rosa Junior College	Santa Rosa	Sonoma	High	NA	NA	NA	NA	N
12076	State of California	Richmond	Contra Costa	High	NA	NA	NA	NA	Y
16151	Energy Center San Francisco LLC	San Francisco	San Francisco	High	NA	NA	NA	NA	Y
4175	City of San Jose (Singleton Road Landfill)	San Jose	Santa Clara	High	NA	NA	NA	NA	N
723	Lawrence Berkeley National Laboratory	Berkeley	Alameda	High	NA	NA	NA	NA	N
12848	David Grant Medical Center	Travis Afb	Solano	High	2012	7.8	0.01	0	N
14362	Cisco Systems, Site 4 Campus, Bldgs 1-19	San Jose	Santa Clara	High	NA	NA	NA	NA	N
6390	Evergreen Cemetery	Oakland	Alameda	High	2008	2.5	0.9	NA	N
5095	Vasco Road Landfill	Livermore	Alameda	High	1991	4	0.44	NA	N
20905	S E Combined Services of California	Oakland	Alameda	High	2017	3	0.98	0.89	Y
20234	New Sonoma FBO, Inc	Santa Rosa	Sonoma	High	NA	NA	NA	NA	N
8996	Alameda County GSA	Dublin	Alameda	High	NA	NA	NA	NA	N
1534	Silicon Valley Clean Water	Redwood City	San Mateo	High	1989	6	NA	NA	N
1004	San Francisco State University	San Francisco	San Francisco	High	NA	NA	NA	NA	N
12769	Military Ocean Terminal Concord	Concord	Contra Costa	High	NA	NA	NA	NA	Y
1785	Children's Hospital, Oakland	Oakland	Alameda	High	2012	9.9	0.9	NA	Y
1403	Santa Rosa Water - Laguna Treatment Plant	Santa Rosa	Sonoma	High	2012	5.1	0.02	NA	N
1810	Sonoma State University	Rohnert Park	Sonoma	High	NA	NA	NA	NA	N
5148	Castro Valley Crematory Inc	Castro Valley	Alameda	High	NA	NA	NA	NA	N

Bay Area Air Quality Management District
2026 Toxic Air Contaminant Control Program Annual Report

3169	City of Livermore Water Reclamation Plant	Livermore	Alameda	High	NA	NA	NA	NA	N
20394	The Hillshire Brands Co a subsidiary of Tyson Food	San Lorenzo	Alameda	High	NA	NA	NA	NA	N
1982	County of Santa Clara - Hellyer Landfill	San Jose	Santa Clara	High	NA	NA	NA	NA	N
1009	Hayward Waste Water Treatment Plant	Hayward	Alameda	High	NA	NA	NA	NA	Y
9721	Apple Inc	Cupertino	Santa Clara	High	NA	NA	NA	NA	N
24259	Sutter Bay Hospitals	Oakland	Alameda	High	NA	NA	NA	NA	Y
1597	Las Gallinas Valley Sanitary District	San Rafael	Marin	High	NA	NA	NA	NA	N
17461	City of Redwood City	Redwood City	San Mateo	High	2012	1	0	NA	Y
83	United States Pipe & Foundry Company, LLC	Union City	Alameda	High	NA	NA	NA	NA	N
8020	Woodlawn Cemetery	Colma	San Mateo	High	NA	NA	NA	NA	N
5178	Kaiser Foundation Hospital	Santa Rosa	Sonoma	High	NA	NA	NA	NA	N
3011	IPT SRI Cogeneration Inc	Menlo Park	San Mateo	High	NA	NA	NA	NA	N
1771	City of Santa Clara	Santa Clara	Santa Clara	High	NA	NA	NA	NA	N
21775	Central Concrete Supply Inc	San Francisco	San Francisco	High	2017	5.43	0.76	0.09	N
1821	Kaiser Foundation Hospital	Walnut Creek	Contra Costa	High	NA	NA	NA	NA	N
200351	Illumina Inc	Foster City	San Mateo	High	2016	7.1	0	NA	N
19553	Thermo Fisher Scientific	Pleasanton	Alameda	High	NA	NA	NA	NA	N
7265	San Jose State University (Cogen Plant)	San Jose	Santa Clara	High	NA	NA	NA	NA	N
17657	Lodi Gas Storage LLC	Suisun City	Solano	High	2008	2.4	0.01	0.03	N
11924	California Pacific Medical Center	San Francisco	San Francisco	High	2012	1	0	NA	N
2740	City of Mountain View (Shoreline Landfill)	Mountain View	Santa Clara	High	NA	NA	NA	NA	N
23622	Vision Recycling Benicia	Benicia	Solano	High	2002	5	0.9	NA	N

Bay Area Air Quality Management District
2026 Toxic Air Contaminant Control Program Annual Report

450	Veterans Administration Medical Center	Palo Alto	Santa Clara	High	2011	9.9	0.9	NA	N
13160	University of California SF	San Francisco	San Francisco	High	2012	9.7	0.01	o	N
22751	Google LLC	Mountain View	Santa Clara	High	2011	9.9	0.9	NA	N
19281	State of California	Oakland	Alameda	High	NA	NA	NA	NA	Y
13290	City of San Jose Public Works Fleet Management	San Jose	Santa Clara	High	2006	8.45	o	NA	Y
1345	Sewerage Agency of South Marin	Mill Valley	Marin	High	NA	NA	NA	NA	N
1275	Novato Sanitary District	Novato	Marin	High	2009	9.9	0.9	NA	N
3273	Pacific Union College	Angwin	Napa	High	2004	1.5	0.9	NA	N
13566	Recology Pacheco Pass	Gilroy	Santa Clara	High	NA	NA	NA	NA	Y
14460	Santa Clara Valley Water Distric Almaden Campus	San Jose	Santa Clara	High	NA	NA	NA	NA	N
1995	Solano County Facilities Operations	Fairfield	Solano	High	NA	NA	NA	NA	Y
24047	West Valley Flying Club	Palo Alto	Santa Clara	High	NA	NA	NA	NA	N
2087	St Francis Memorial Hospital	San Francisco	San Francisco	High	2012	3.6	o	NA	N
15565	Western Digital Technologies	Fremont	Alameda	High	2012	7	o	NA	N
2440	Sequoia Hospital / Dignity Health	Redwood City	San Mateo	High	2011	4.3	0.9	NA	N
24646	Cypress Lawn Cremation Center	Colma	San Mateo	High	NA	NA	NA	NA	N
13074	NVIDIA	Santa Clara	Santa Clara	High	NA	NA	NA	NA	N
85	Western Digital Technologies Inc	San Jose	Santa Clara	High	1989	1.1	0.01	NA	N
17456	Peet's Coffee and Tea Inc	Alameda	Alameda	High	NA	NA	NA	NA	Y
108242	Rossi Aircraft Inc/Air Share Inc	Palo Alto	Santa Clara	High	NA	NA	NA	NA	N
1209	Union Sanitary District	Union City	Alameda	High	1989	4	0.03	NA	N
1507	North San Mateo County Sanitation Dist	Daly City	San Mateo	High	NA	NA	NA	NA	N

Bay Area Air Quality Management District
2026 Toxic Air Contaminant Control Program Annual Report

25210	HNG Atlas US LP	San Francisco	San Francisco	High	NA	NA	NA	NA	N
11180	Calpine Gilroy Cogen,LP & Gilroy Energy Center LLC	Gilroy	Santa Clara	High	NA	NA	NA	NA	Y
20413	Hawthorne Plaza Assoc LLC	San Francisco	San Francisco	High	2014	1.1	NA	NA	N
19138	Sutter Bay Medical Foundation DB Palo Alto M F	Palo Alto	Santa Clara	High	NA	NA	NA	NA	N
4205	Oak Hill Memorial Park & Mortuary	San Jose	Santa Clara	High	NA	NA	NA	NA	N
1462	Veterans Administration Medical Center	Menlo Park	San Mateo	High	2012	8.9	0	NA	N
22987	Republic Services of Sonoma County, Inc	Petaluma	Sonoma	High	NA	NA	NA	NA	N
15153	Sangamo Therapeutics, Inc.	Richmond	Contra Costa	High	NA	NA	NA	NA	Y
733	City of Sunnyvale Water Pollution Control	Sunnyvale	Santa Clara	High	NA	NA	NA	NA	N
3319	Vallejo Flood and Wastewater District	Vallejo	Solano	High	NA	NA	NA	NA	Y
1840	West Contra Costa County Landfill	Richmond	Contra Costa	High	NA	NA	NA	NA	Y
706	Gold Bond Building Products, LLC	Richmond	Contra Costa	High	NA	NA	NA	NA	Y
21709	Sunset Development Company	San Ramon	Contra Costa	High	NA	NA	NA	NA	N
22282	2600 CR LLC, Sunset Development	San Ramon	Contra Costa	High	NA	NA	NA	NA	N
22626	Thermo Fisher Scientific	Pleasanton	Alameda	High	2002	3.91	0	NA	N
3670	Kaiser Foundation Hospital	Vallejo	Solano	High	2007	9.5	0.9	NA	Y
20637	Boehringer Ingelheim Fremont Inc	Fremont	Alameda	High	2007	7.3	0	NA	N
6967	Town of Yountville	Yountville	Napa	High	NA	NA	NA	NA	N
24072	CBRE	Emeryville	Alameda	High	2004	7	0.01	NA	N
2168	Jelly Belly Candy Company	Fairfield	Solano	High	NA	NA	NA	NA	Y

Bay Area Air Quality Management District
2026 Toxic Air Contaminant Control Program Annual Report

55	Lockheed Martin Corporation	Sunnyvale	Santa Clara	High	1990	2	0.02	NA	N
13367	San Jose International Airport	San Jose	Santa Clara	High	NA	NA	NA	NA	N
1299	Skylawn Funeral Home and Memorial Park	San Mateo	San Mateo	High	NA	NA	NA	NA	N
21358	Knickerbocker Properties, Inc XXXIII	San Francisco	San Francisco	High	NA	NA	NA	NA	N
5755	UCSF/Mt Zion	San Francisco	San Francisco	High	NA	NA	NA	NA	N
3102	Pacific Gas and Electric Company	San Jose	Santa Clara	High	NA	NA	NA	NA	N
16930	San Mateo County Youth Services Center	San Mateo	San Mateo	High	2005	9.8	0.01	NA	N
1194	Pinole-Hercules Wastewater Treatment Plant	Pinole	Contra Costa	High	NA	NA	NA	NA	N
17712	Spirit HD Colma CA, LP	Colma	San Mateo	High	NA	NA	NA	NA	N
25125	Santa Clara County Roads and Airport Department	San Jose	Santa Clara	High	NA	NA	NA	NA	N
16749	General Services Administration-East Bay Office	Oakland	Alameda	High	NA	NA	NA	NA	Y
5876	South San Francisco-San Bruno Water Quality Plant	South San Francisco	San Mateo	High	1989	3.4	0.13	NA	Y
4021	SFPP, LP - Brisbane Terminal	Brisbane	San Mateo	High	NA	NA	NA	NA	N
2721	City of Palo Alto Landfill	Palo Alto	Santa Clara	High	1989	2	NA	NA	N
20897	Bristol-Myers Squibb	Redwood City	San Mateo	High	2012	6.15	0	NA	Y
14836	City of Fremont/Maintenance Facility	Fremont	Alameda	High	NA	NA	NA	NA	N
2340	San Leandro Water Pollution Control Plant	San Leandro	Alameda	High	NA	NA	NA	NA	Y
10520	Microwave Power Products, Inc.	Palo Alto	Santa Clara	High	NA	NA	NA	NA	N
10240	US Coast Guard	San Francisco	San Francisco	High	NA	NA	NA	NA	Y

Bay Area Air Quality Management District
2026 Toxic Air Contaminant Control Program Annual Report

10327	Sutter Bay Hospitals dba Mills-Peninsula Health	San Mateo	San Mateo	High	2010	0.3	0	NA	Y
107807	City of Hayward - Hayward Fire Station #6	Hayward	Alameda	High	NA	NA	NA	NA	Y
3162	Pacific Gas and Electric Company	Concord	Contra Costa	High	2002	2.8	0	NA	N
24638	Pick-N-Pull Auto Dismantlers	American Canyon	Napa	High	NA	NA	NA	NA	N
4863	Pleasant Hill Cemetery	Sebastopol	Sonoma	High	2016	0.22	0.02	0.45	N
25102	Uptown Broadway LLC	Oakland	Alameda	High	2016	0.47	0	NA	Y
23535	Judicial Council of CA, East County Hall Justice	Dublin	Alameda	High	2016	9.9	0.9	NA	N
21362	Hudson Rincon Center, LLC	San Francisco	San Francisco	High	NA	NA	NA	NA	N
20095	CIM Group/Ordway	Oakland	Alameda	High	NA	NA	NA	NA	Y
281	U S Veterans Administration Medical Center	Livermore	Alameda	High	NA	NA	NA	NA	N
25297	Berkeley HMA	Berkeley	Alameda	High	NA	NA	NA	NA	N
15278	Wareham Development	Emeryville	Alameda	High	2012	8.1	0	NA	N
13399	KLA Corporation	Milpitas	Santa Clara	High	2012	2.5	0.01	0	N
12071	Bayer US LLC	Berkeley	Alameda	High	NA	NA	NA	NA	Y
2320	Oak View Memorial Park	Antioch	Contra Costa	High	2016	4.7	0.99	0.74	Y
1500	Northern Calif Power Agency	Alameda	Alameda	High	NA	NA	NA	NA	Y
9653	Kaiser Permanente Medical Center	Fremont	Alameda	High	NA	NA	NA	NA	N
12773	ATS Products Inc	Richmond	Contra Costa	High	NA	NA	NA	NA	Y
25000	Civic Center Marin	San Rafael	Marin	High	NA	NA	NA	NA	N
24269	Sutter Bay Hospitals dba Alta Bates Summit Med Ctr	Oakland	Alameda	High	NA	NA	NA	NA	Y
6061	Lanteris Space LLC	Palo Alto	Santa Clara	High	NA	NA	NA	NA	N
15397	Santa Clara University	Santa Clara	Santa Clara	High	NA	NA	NA	NA	N
22285	Grifols Diagnostic Solutions, Inc	Emeryville	Alameda	High	NA	NA	NA	NA	N

Bay Area Air Quality Management District
2026 Toxic Air Contaminant Control Program Annual Report

7237	Bishop Ranch (Sunset Properties)	San Ramon	Contra Costa	High	NA	NA	NA	NA	N
21608	Pacific Place	San Francisco	San Francisco	High	NA	NA	NA	NA	N
25025	GNS South Tower, LP (FKA AP3-SF2 CT South LLC)	South San Francisco	San Mateo	High	NA	NA	NA	NA	Y
423	Chevron Richmond Technology Center	Richmond	Contra Costa	High	NA	NA	NA	NA	Y
4116	San Francisco Public Utilities Commission	San Francisco	San Francisco	High	NA	NA	NA	NA	N
4682	Laurel Heights Partners, LLC	San Francisco	San Francisco	High	NA	NA	NA	NA	N
3887	San Mateo Medical Center	San Mateo	San Mateo	High	2007	2.4	0.9	NA	N
6952	San Francisco Public Utilities Commission	San Francisco	San Francisco	High	NA	NA	NA	NA	N
24608	SFII 1333 Broadway, LLC	Oakland	Alameda	High	NA	NA	NA	NA	Y
2482	City of Richmond Wastewater Treatment Plant	Richmond	Contra Costa	High	NA	NA	NA	NA	Y
15654	Foothill/DeAnza Community College District	Cupertino	Santa Clara	High	NA	NA	NA	NA	N
8890	Stanford Health Care Tri-Valley	Pleasanton	Alameda	High	NA	NA	NA	NA	N
16778	Owl Energy Resources Inc	San Jose	Santa Clara	High	NA	NA	NA	NA	N
453	Good Samaritan Hospital	San Jose	Santa Clara	High	2005	6.7	0.9	NA	N
21539	Golden State Pet Cremation	Castro Valley	Alameda	High	2013	9.99	0.7	0.3	N
4096	VA Medical Center	Martinez	Contra Costa	High	NA	NA	NA	NA	N
3786	Chapel of the Chimes	Oakland	Alameda	High	NA	NA	NA	NA	N
1502	O'Connor Hospital	San Jose	Santa Clara	High	2012	4.1	0	NA	N
9255	San Francisco Campus for Jewish Living	San Francisco	San Francisco	High	NA	NA	NA	NA	N
2457	Regional Medical Center of San Jose	San Jose	Santa Clara	High	2011	2.9	0	NA	Y
7441	Flex	Milpitas	Santa Clara	High	NA	NA	NA	NA	N
21938	Caltrans Maintenance Station	San Martin	Santa Clara	High	NA	NA	NA	NA	N

Bay Area Air Quality Management District
2026 Toxic Air Contaminant Control Program Annual Report

653	Central Marin Sanitation Agency	San Rafael	Marin	High	1989	3.8	0	NA	Y
72	Chevron Inc (Americas OE/HES)	Richmond	Contra Costa	High	NA	NA	NA	NA	Y
20079	Menlo Park Portfolio II, LLC	Menlo Park	San Mateo	High	2016	2.5	0	NA	Y
23940	Chateau Montelena	Calistoga	Napa	High	NA	NA	NA	NA	N
11206	Phillip Burton Federal Bldg & US Courthouse	San Francisco	San Francisco	High	NA	NA	NA	NA	N
22691	Signature Flight Support	Santa Clara	Santa Clara	High	2015	9.9	0.9	NA	N
5433	Tulocay Cemetery Association	Napa	Napa	High	NA	NA	NA	NA	N
16637	Parc 55 Hotel	San Francisco	San Francisco	High	NA	NA	NA	NA	Y
1236	Town of Windsor	Windsor	Sonoma	High	NA	NA	NA	NA	N
1464	Acme Fill Corporation	Martinez	Contra Costa	High	1991	0.9	0.09	NA	Y
8399	Chapel of the Chimes Memorial Park & Funeral Home	Hayward	Alameda	High	NA	NA	NA	NA	N
21227	Phillips 66 Company	Richmond	Contra Costa	High	NA	NA	NA	NA	Y
2344	Hilton San Francisco Union Square	San Francisco	San Francisco	High	NA	NA	NA	NA	Y
632	Intel Corporation	Santa Clara	Santa Clara	High	NA	NA	NA	NA	N
16520	Hotel Nikko	San Francisco	San Francisco	High	NA	NA	NA	NA	Y
21532	Le Meridien San Francisco	San Francisco	San Francisco	High	NA	NA	NA	NA	N
14880	County of San Mateo	Redwood City	San Mateo	High	NA	NA	NA	NA	Y
22353	Sheriff's Office, County of San Mateo	Redwood City	San Mateo	High	2014	6.3	0	NA	Y
21298	Flintstone Enterprises DBA Forever My Pet	Gilroy	Santa Clara	High	2012	9.8	0.6	0.1	Y
3471	City of Calistoga	Calistoga	Napa	High	NA	NA	NA	NA	N
14285	U S Army Garrison Camp Parks	Dublin	Alameda	High	NA	NA	NA	NA	N
6044	O L S Energy-Agnews	San Jose	Santa Clara	High	NA	NA	NA	NA	N
4860	Pet's Rest Cemetery	Colma	San Mateo	High	NA	NA	NA	NA	N

Bay Area Air Quality Management District
2026 Toxic Air Contaminant Control Program Annual Report

23568	333 Bush LLC	San Francisco	San Francisco	High	NA	NA	NA	NA	N
3314	Roselawn Cemetery	Livermore	Alameda	High	NA	NA	NA	NA	N
22305	UE-00101CA, LLC	San Jose	Santa Clara	High	2014	0.8	0.01	0	N
24482	Filice Lansford Development Corporation	San Jose	Santa Clara	High	NA	NA	NA	NA	N
15982	Google LLC	Mountain View	Santa Clara	High	2012	8	0.9	NA	N
91	Chevron Avon Terminal	Martinez	Contra Costa	High	NA	NA	NA	NA	Y
19514	Oakland Center 21	Oakland	Alameda	High	NA	NA	NA	NA	Y
2531	St Joseph Health N CA, dba Santa Rosa Mem Hospital	Santa Rosa	Sonoma	High	1990	6	0	NA	N
3885	Alameda Health System - Highland Hospital Campus	Oakland	Alameda	High	NA	NA	NA	NA	N
290	DOE-KAO Sandia National Laboratories	Livermore	Alameda	High	NA	NA	NA	NA	N
19580	Peralta Community Colleges District Admin Center	Oakland	Alameda	High	2009	5.43	0	NA	Y
1228	Sonoma County Water Agency	Sonoma	Sonoma	High	2006	7.1	0.4	NA	N
10272	ALSCO	San Francisco	San Francisco	High	NA	NA	NA	NA	N
23913	One Front Street Owner LP	San Francisco	San Francisco	High	NA	NA	NA	NA	N
19432	Paramount Group	San Francisco	San Francisco	High	NA	NA	NA	NA	N
1529	Kaiser Permanente Medical Center	Oakland	Alameda	High	2011	7	0	NA	Y
21908	Federal Bureau of Prisons	Dublin	Alameda	High	NA	NA	NA	NA	N
14149	Contra Costa County	Pittsburg	Contra Costa	High	2002	9.95	NA	NA	Y
3711	Sutter Health Eden Medical Center	Castro Valley	Alameda	High	2010	9.9	0.9	NA	N
19546	Santa Rosa Jet Center, LLC	Santa Rosa	Sonoma	High	NA	NA	NA	NA	N
11953	Daniels Chapel of the Roses	Santa Rosa	Sonoma	High	NA	NA	NA	NA	N
24089	TransMontaigne Operating LP	Martinez	Contra Costa	High	2006	1.1	0.9	NA	Y
20428	Kaiser Hospital	San Leandro	Alameda	High	2010	3.3	0	NA	Y

Bay Area Air Quality Management District
2026 Toxic Air Contaminant Control Program Annual Report

22835	Golden State Pet Cremation	Livermore	Alameda	High	2015	8	0.21	NA	N
7111	High Lustre Metal Finishing	Hayward	Alameda	High	NA	NA	NA	NA	Y
24695	Mainspring Energy	South San Francisco	San Mateo	High	NA	NA	NA	NA	Y
9353	Safeway Milk Plant	San Leandro	Alameda	High	NA	NA	NA	NA	Y
18472	ELM Property Venture LLC	San Francisco	San Francisco	High	NA	NA	NA	NA	N
24945	Treasure Island Development Authority (TIDA)	San Francisco	San Francisco	High	NA	NA	NA	NA	Y
12163	Twin Chapels Mortuary	Vallejo	Solano	High	NA	NA	NA	NA	Y
17553	Rohm and Haas Chemicals LLC	Hayward	Alameda	High	NA	NA	NA	NA	Y
14877	County of San Mateo	Redwood City	San Mateo	High	NA	NA	NA	NA	Y
18990	Phoenix American Inc	San Rafael	Marin	High	2008	1.2	NA	NA	Y
21656	BAHA Authority c/o Cushman & Wakefield	San Francisco	San Francisco	High	NA	NA	NA	NA	N
21132	Texas Instruments, Inc	Santa Clara	Santa Clara	High	NA	NA	NA	NA	N
5791	Fairmont Memorial Park	Fairfield	Solano	High	NA	NA	NA	NA	N
2451	Pleasanton Garbage Service, Inc	Pleasanton	Alameda	High	NA	NA	NA	NA	N
21484	RNM 135 Main, L P	San Francisco	San Francisco	High	NA	NA	NA	NA	N
1071	City of Petaluma, Dept of Water Resources & Convs	Petaluma	Sonoma	High	NA	NA	NA	NA	N

Bay Area Air Quality Management District
2026 Toxic Air Contaminant Control Program Annual Report

Table B-3. High Priority Facilities in Phase III Review Status

Facility Number	Facility Name	City	County	AB2588 Priority Ranking	HRA Year	HRA Cancer Risk (in chances in a million)	Chronic Hazard Index	Acute Hazard Index	Overburdened Community (Yes/No)
2073	City of Pacifica	Pacifica	San Mateo	High	NA	NA	NA	NA	N
6426	Solano County Transit Operations	Vallejo	Solano	High	2017	5.8	0	NA	Y
7297	The Home Depot Store #0633	Vallejo	Solano	High	NA	NA	NA	NA	N
7420	New Cingular Wireless dba AT&T Mobility	Concord	Contra Costa	High	2016	9.9	0.01	NA	Y
7421	Pacific Bell	Fremont	Alameda	High	2002	0.6	NA	NA	N
10235	FAA, Oakland Air Route Traffic Control Ctr (ARTCC)	Fremont	Alameda	High	NA	NA	NA	NA	N
10704	AT&T	Palo Alto	Santa Clara	High	NA	NA	NA	NA	N
11403	XILINX Inc	San Jose	Santa Clara	High	NA	NA	NA	NA	N
12743	MCI, dba Verizon Business	Concord	Contra Costa	High	2001	9.99	NA	NA	Y
12763	Verizon Business	San Jose	Santa Clara	High	NA	NA	NA	NA	N
12764	MCI dba Verizon Business	Dublin	Alameda	High	2001	1.3	NA	NA	N
12765	MCI, dba Verizon Business	Oakland	Alameda	High	2000	4	NA	NA	Y
12936	Franklin Templeton Companies Inc	San Mateo	San Mateo	High	NA	NA	NA	NA	N
12946	Level 3 Communications Inc	Emeryville	Alameda	High	2002	9.6	0.01	NA	Y
13026	Pacific Gas & Electric	Fairfield	Solano	High	2008	5.6	0	NA	Y
13062	Sysco San Francisco, Inc	Fremont	Alameda	High	2001	1.7	0.9	0	N
13089	County of Santa Clara-Main Jail	San Jose	Santa Clara	High	NA	NA	NA	NA	N
13101	Vallejo Sanitation & Flood Control Dist	Vallejo	Solano	High	NA	NA	NA	NA	Y

Bay Area Air Quality Management District
2026 Toxic Air Contaminant Control Program Annual Report

13108	Vallejo Sanitation & Flood Control Dist	Vallejo	Solano	High	2004	1	o	NA	Y
13241	KGO Television ABC Inc	San Francisco	San Francisco	High	2001	7.2	NA	NA	N
13306	Equinix LLC	Santa Clara	Santa Clara	High	NA	NA	NA	NA	N
13335	San Jose Water Co-3Mile	San Jose	Santa Clara	High	2012	4.5	o	o	N
13340	Level 3 Communications LLC	Sunnyvale	Santa Clara	High	NA	NA	NA	NA	N
13453	Frontier California	Los Gatos	Santa Clara	High	NA	NA	NA	NA	N
13459	Pacific Bell	Concord	Contra Costa	High	NA	NA	NA	NA	N
13463	Pacific Bell	Danville	Contra Costa	High	NA	NA	NA	NA	N
13471	Pacific Bell	Half Moon Bay	San Mateo	High	2002	3.9	NA	NA	N
13485	AT&T	Livermore	Alameda	High	2008	7.8	0.01	NA	N
13487	Pacific Bell	Martinez	Contra Costa	High	2004	9.9	o	NA	N
13491	AT&T	Mountain View	Santa Clara	High	2003	1.1	o	o	N
13494	Pacific Bell	Oakland	Alameda	High	NA	NA	NA	NA	Y
13528	Pacific Bell	San Jose	Santa Clara	High	2012	3.5	o	o	N
13532	Pacific Bell	San Jose	Santa Clara	High	NA	NA	NA	NA	N
13540	Pacific Bell	San Rafael	Marin	High	NA	NA	NA	NA	N
13544	Pacific Bell	Santa Rosa	Sonoma	High	2008	9.9	0.01	NA	N
13550	SBC	Sunnyvale	Santa Clara	High	2003	9.86	0.01	NA	N
13554	Pacific Bell	Union City	Alameda	High	2002	9.9	NA	NA	N
13594	Santa Clara Valley Water District - RWTP	Los Gatos	Santa Clara	High	NA	NA	NA	NA	N
13598	Comcast	San Jose	Santa Clara	High	2018	4.1	o	NA	N
13711	Pacific Bell Corp dba AT&T CA	Santa Clara	Santa Clara	High	2002	8.5	0.01	o	N
13825	San Jose Water Co , Montevina	Los Gatos	Santa Clara	High	2016	1	o	NA	N
13866	City of SSF Water Quality Plant	South San Francisco	San Mateo	High	2004	9.7	NA	NA	Y
13877	Sanitary District No 1, Kentfield Pump Station	Kentfield	Marin	High	2002	9.6	NA	NA	N

Bay Area Air Quality Management District
2026 Toxic Air Contaminant Control Program Annual Report

13895	Centurylink Communications, LLC	San Francisco	San Francisco	High	NA	NA	NA	NA	Y
13900	Comcast Communications	Daly City	San Mateo	High	2004	3.2	0	NA	N
13986	City of Santa Rosa Utilities Dept	Santa Rosa	Sonoma	High	2023	0.38	0	NA	N
14000	Lake Berryessa Resort Improvement District	Pope Valley	Napa	High	2005	9.76	0.02	NA	N
14020	Prologis	San Francisco	San Francisco	High	2024	1.3	0	NA	N
14064	Central Contra Costa Sanitary District - Maltby Pump Station	Martinez	Contra Costa	High	2023	5.9	0	NA	Y
14093	Verizon Business - HAWDCA	Hayward	Alameda	High	NA	NA	NA	NA	Y
14242	City of St Helena Water Treatment Plant	Saint Helena	Napa	High	NA	NA	NA	NA	N
14421	City of Millbrae	Millbrae	San Mateo	High	NA	NA	NA	NA	N
14436	County of Santa Clara	Milpitas	Santa Clara	High	NA	NA	NA	NA	N
14502	City of Oakland Envir Scvs Division	Oakland	Alameda	High	NA	NA	NA	NA	Y
14503	City of Oakland Envir Scvs Division	Oakland	Alameda	High	NA	NA	NA	NA	Y
14624	Verizon-California Inc	Los Gatos	Santa Clara	High	NA	NA	NA	NA	N
14676	Equinix LLC	San Jose	Santa Clara	High	2024	6.4	0	0	N
14691	Verizon Wireless Pleasanton Switch	Pleasanton	Alameda	High	2003	7	0.01	NA	N
14717	Verizon Business - SANFCA, SFQCCA	San Francisco	San Francisco	High	NA	NA	NA	NA	N
14775	Level 3 Communications	San Francisco	San Francisco	High	2002	2.3	0	NA	N
14776	Level 3 Communications	Suisun City	Solano	High	2002	9.9	NA	NA	N
14783	City of San Mateo City Hall	San Mateo	San Mateo	High	NA	NA	NA	NA	N
14812	City of Vallejo Water Division	Suisun City	Solano	High	2002	9.9	0	NA	N
15101	Redwood City	Redwood City	San Mateo	High	2012	9.9	NA	NA	Y

Bay Area Air Quality Management District
2026 Toxic Air Contaminant Control Program Annual Report

15169	Adobe Systems, Inc	San Jose	Santa Clara	High	NA	NA	NA	NA	N
15199	2403 Walsh Avenue LLC	Santa Clara	Santa Clara	High	NA	NA	NA	NA	N
15330	San Jose Water Co , Batista	San Jose	Santa Clara	High	2003	5.5	0	NA	N
15449	Pacific Bell	Santa Rosa	Sonoma	High	NA	NA	NA	NA	N
15465	Kaiser Permanente - Regional Lab Annex	Richmond	Contra Costa	High	2003	9.88	0.01	NA	Y
15561	Comcast Cable Corporation	Fairfield	Solano	High	2003	4.4	0	NA	Y
15895	Heritage Estates/Sundt Construction, Inc	Livermore	Alameda	High	2004	4.3	0	NA	N
15906	1035 Market Street	San Francisco	San Francisco	High	2004	0.85	0	NA	Y
16003	Comcast of California IX, Inc	Concord	Contra Costa	High	2004	9.9	NA	NA	Y
16028	MCMIF Crossroads Holdco, LLC	San Mateo	San Mateo	High	NA	NA	NA	NA	N
16234	County of Sonoma Juvenile Justice Center	Santa Rosa	Sonoma	High	2004	9.8	0.01	NA	N
16248	Comcast of California IX Inc	Fremont	Alameda	High	2015	1.2	0	NA	N
16345	Vi at Palo Alto	Palo Alto	Santa Clara	High	2004	9.9	NA	NA	N
16421	City of San Jose, SBWRP	San Jose	Santa Clara	High	2004	9.99	NA	NA	N
16534	Stanford Health Care	Palo Alto	Santa Clara	High	NA	NA	NA	NA	N
16620	Embassy Suites Hotel	San Rafael	Marin	High	NA	NA	NA	NA	N
16724	New Cingular Wireless dba AT&T Mobility	Santa Clara	Santa Clara	High	2024	1.4	0	0	N
16725	AT&T Mobility/AT&T Services	Concord	Contra Costa	High	2005	5.36	0	NA	Y
16735	Marvell Technology Group, Ltd	Santa Clara	Santa Clara	High	NA	NA	NA	NA	N
16740	HCP LS Redwood City, LLC	Redwood City	San Mateo	High	NA	NA	NA	NA	N
16795	Westfield San Francisco Center	San Francisco	San Francisco	High	2005	1.2	0.9	NA	Y
16846	T-Mobile - Santa Clara Satellite	Santa Clara	Santa Clara	High	2022	2.3	0	0.01	N
17001	University of California Santa Cruz	San Jose	Santa Clara	High	NA	NA	NA	NA	N

Bay Area Air Quality Management District
2026 Toxic Air Contaminant Control Program Annual Report

17248	City of Santa Clara - Laurelwood Storm	Santa Clara	Santa Clara	High	2022	0.69	o	o	N
17249	City of Santa Clara - Lickmill Storm	Santa Clara	Santa Clara	High	NA	NA	NA	NA	N
17351	Napa Berryessa Resort Improvement District	Napa	Napa	High	2007	6.3	o	NA	N
17428	Quadrus Sand Hill, LLC	Menlo Park	San Mateo	High	2005	0.6	NA	NA	N
17546	Camino Medical Group-ASC Building	Mountain View	Santa Clara	High	2006	9.4	0.01	NA	N
17769	T5@Silicon Valley, LP	Newark	Alameda	High	2010	7.2	0.9	NA	N
17771	Verizon Wireless (Sunnyvale MSC)	Sunnyvale	Santa Clara	High	2007	9.97	0.01	NA	N
17864	Peralta Community College District	Berkeley	Alameda	High	2006	1.59	o	NA	N
17906	City of San Rafael Dept of Public Works	San Rafael	Marin	High	NA	NA	NA	NA	Y
17910	City of San Rafael Dept of Public Works	San Rafael	Marin	High	NA	NA	NA	NA	N
17950	City of Hayward Public Works Utilities	Hayward	Alameda	High	2006	0.98	o	NA	Y
18013	200 Paul Avenue LLC, c/o Digital Realty Trust	San Francisco	San Francisco	High	2012	2.1	o	NA	Y
18031	Kaiser Permanente	Napa	Napa	High	2012	2.2	o	NA	N
18111	Level 3 Communications	Santa Clara	Santa Clara	High	NA	NA	NA	NA	N
18227	City of Gilroy	Gilroy	Santa Clara	High	2007	9.3	0.01	NA	Y
18239	CoreSite	Milpitas	Santa Clara	High	2007	9.9	0.01	NA	N
18242	Equinix LLC	Sunnyvale	Santa Clara	High	NA	NA	NA	NA	N
18411	Sutter Health Enterprise Data Center dba Palo Alto Medical Fndn	Sunnyvale	Santa Clara	High	2016	6.9	o	NA	N
18486	San Jose Fire Dept	San Jose	Santa Clara	High	2007	2.6	o	NA	Y

Bay Area Air Quality Management District
2026 Toxic Air Contaminant Control Program Annual Report

18557	John Muir Health	Concord	Contra Costa	High	2007	9.9	0.01	NA	Y
18801	Xeres Ventures, LP (SC1)	Santa Clara	Santa Clara	High	2016	9.8	0.01	NA	N
18807	California Highway Patrol, Cordelia Insp Facility	Fairfield	Solano	High	2014	0.32	0	NA	N
19001	Equinix LLC	San Jose	Santa Clara	High	NA	NA	NA	NA	N
19010	Quality Investment Properties Santa Clara, LLC	Santa Clara	Santa Clara	High	NA	NA	NA	NA	N
19019	Sonoma Police Department	Sonoma	Sonoma	High	2010	9.87	0.01	NA	N
19060	Hosting Com	San Francisco	San Francisco	High	2009	7.4	0.9	NA	N
19102	Verizon Wireless-Fairfield MSC	Fairfield	Solano	High	2008	2.8	0	NA	Y
19127	Parkmerced Investors LLC	San Francisco	San Francisco	High	2008	0.9	0	NA	N
19162	BMR-Pacific Research Center, LP	Newark	Alameda	High	2003	3.1	0.9	NA	N
19268	ARE - San Francisco No. 43 Owner, LLC	San Francisco	San Francisco	High	2009	7.7	0	NA	N
19294	RAR2-Stadium Tech Center 123, LL c/o JLL	Santa Clara	Santa Clara	High	NA	NA	NA	NA	N
19298	DataPipe Inc	San Jose	Santa Clara	High	NA	NA	NA	NA	N
19323	555 YVR, LLC	Walnut Creek	Contra Costa	High	2008	3.2	0	NA	N
19348	Cisco Systems	Mountain View	Santa Clara	High	NA	NA	NA	NA	N
19403	USPS San Mateo Information Technology and Acct Svc	San Mateo	San Mateo	High	2010	9	0.01	NA	N
19470	Westfield Valley Fair	Santa Clara	Santa Clara	High	2018	1.9	0	NA	N
19493	American AgCredit, FLCA	Santa Rosa	Sonoma	High	NA	NA	NA	NA	N
19495	Alameda County Public Works Agency	Hayward	Alameda	High	NA	NA	NA	NA	N
19539	CoreSite Real Estate	Santa Clara	Santa Clara	High	2024	2.1	0	NA	N
19597	San Francisco Hall of Justice	San Francisco	San Francisco	High	2009	10	0.01	NA	Y
19686	Microsoft Corporation	Santa Clara	Santa Clara	High	NA	NA	NA	NA	N

Bay Area Air Quality Management District
2026 Toxic Air Contaminant Control Program Annual Report

19747	Aquarium of the Bay	San Francisco	San Francisco	High	NA	NA	NA	NA	N
19779	Alameda County Public Works Agency	Hayward	Alameda	High	2009	9.9	0.9	NA	N
19802	San Jose Water Company	San Jose	Santa Clara	High	NA	NA	NA	NA	Y
19803	San Jose Water Company	San Jose	Santa Clara	High	2015	1.4	NA	NA	N
19806	San Jose Water Company	San Jose	Santa Clara	High	NA	NA	NA	NA	N
19807	San Jose Water Company	San Jose	Santa Clara	High	NA	NA	NA	NA	N
19924	The Irvine Company	San Jose	Santa Clara	High	2010	1.8	0	NA	N
19929	The Moscone Center	San Francisco	San Francisco	High	NA	NA	NA	NA	Y
19950	Santa Clara County Fire Dept	Cupertino	Santa Clara	High	NA	NA	NA	NA	N
19954	Santa Clara County Fire Dept	Los Gatos	Santa Clara	High	NA	NA	NA	NA	N
19956	Santa Clara County Fire Dept	Los Gatos	Santa Clara	High	2010	7.69	0.01	NA	N
19966	San Francisco Unified School Dist (SFUSD)	San Francisco	San Francisco	High	2010	7.8	0.01	NA	N
20009	Hayward Point Eden Business Center	Hayward	Alameda	High	2010	6.9	0	NA	Y
20013	Mpower Communications / Telepacific	Oakland	Alameda	High	NA	NA	NA	NA	Y
20043	City of Santa Rosa	Santa Rosa	Sonoma	High	NA	NA	NA	NA	N
20072	Kaiser Permanente	Pleasanton	Alameda	High	NA	NA	NA	NA	N
20077	RREEF America REIT II Corp, RRR	San Francisco	San Francisco	High	NA	NA	NA	NA	N
20126	Evocative	Santa Clara	Santa Clara	High	2013	3.1	NA	NA	N
20228	Amazon Data Services, Inc	Hayward	Alameda	High	2014	2.9	0.03	NA	Y
20295	Vantage Data Centers Management Co , LLC	Santa Clara	Santa Clara	High	2023	9.5	0.02	0.09	N
20356	Digital 365, LLC	San Francisco	San Francisco	High	2006	9.9	0.01	NA	N

Bay Area Air Quality Management District
2026 Toxic Air Contaminant Control Program Annual Report

20461	The Pyramid Center	San Francisco	San Francisco	High	2017	0.81	o	NA	N
20504	Las Gallinas Valley Sanitary District	San Rafael	Marin	High	2011	2.8	o	NA	N
20555	Mercy Housing California	San Francisco	San Francisco	High	2011	6.8	o	NA	Y
20586	Digital 720 2nd LLC	Oakland	Alameda	High	2007	9.45	o.01	NA	Y
20668	Meta Platforms Inc-MPK 10-27	Menlo Park	San Mateo	High	NA	NA	NA	NA	N
20685	Ariba	Sunnyvale	Santa Clara	High	2011	9.6	o	NA	N
20775	SYNNEX Corporation	Fremont	Alameda	High	2015	2.1	o	NA	N
20903	CoreSite	San Jose	Santa Clara	High	NA	NA	NA	NA	N
21057	Sutter Bay Hospitals	Santa Rosa	Sonoma	High	2012	7.6	NA	NA	N
21100	Siemens Medical Solutions USA, Inc	Mountain View	Santa Clara	High	NA	NA	NA	NA	N
21192	City of Dublin/Public Works	Dublin	Alameda	High	2012	0.5	o	NA	N
21193	Comcast Cable	Santa Clara	Santa Clara	High	2020	3.1	o	NA	N
21236	Caltrans - Caldecott Tunnel	Oakland	Alameda	High	NA	NA	NA	NA	N
21402	Forty Niners Stadium, LLC	Santa Clara	Santa Clara	High	2012	1.5	o	NA	N
21450	Geary Market Investment Co	San Francisco	San Francisco	High	NA	NA	NA	NA	Y
21478	San Francisco Federal Reserve Bank	San Francisco	San Francisco	High	NA	NA	NA	NA	N
21522	San Francisco Housing Authority	San Francisco	San Francisco	High	NA	NA	NA	NA	N
21575	233 Geary Street Property Owner, LLC	San Francisco	San Francisco	High	NA	NA	NA	NA	Y
21597	BayCrest Towers (HOA)	San Francisco	San Francisco	High	NA	NA	NA	NA	N
21607	State of California	San Francisco	San Francisco	High	NA	NA	NA	NA	N

Bay Area Air Quality Management District
2026 Toxic Air Contaminant Control Program Annual Report

21615	City & County of SF (Real Estate Div)	San Francisco	San Francisco	High	2019	9.9	0.9	NA	Y
21676	Evocative Data Centers	San Jose	Santa Clara	High	NA	NA	NA	NA	N
21793	Pacific Gas & Electric Company	San Ramon	Contra Costa	High	2013	9.84	0	NA	N
21808	San Jose Fire Dept / Accts Payable	San Jose	Santa Clara	High	NA	NA	NA	NA	N
21870	Google LLC	Redwood City	San Mateo	High	NA	NA	NA	NA	N
21930	San Francisco Public Utilities Commission	San Francisco	San Francisco	High	2015	9.1	NA	NA	N
22032	Jamestown Concord Tech Bldg c/o SRP Mgmt, Inc	Concord	Contra Costa	High	2012	6.4	NA	NA	N
22035	Lakeshore Residential Owners Assoc	Discovery Bay	Contra Costa	High	NA	NA	NA	NA	N
22058	KRE 1221 Broadway Owners LLC	Oakland	Alameda	High	2001	0.4	0	NA	Y
22085	Dolby Laboratories, Inc	San Francisco	San Francisco	High	NA	NA	NA	NA	Y
22102	Southern Wine And Spirits	Union City	Alameda	High	2013	2.8	0	NA	N
22105	The Lodge at Morgan Hill c/o Buckingham Property	Morgan Hill	Santa Clara	High	2013	5.7	0	NA	Y
22177	BTIG, LLC	San Francisco	San Francisco	High	NA	NA	NA	NA	N
22317	Thermo Fisher Scientific	Fremont	Alameda	High	2014	0.3	NA	NA	N
22322	CBRE Asset Services	Walnut Creek	Contra Costa	High	NA	NA	NA	NA	N
22375	Amazon Data Services, Inc.	Santa Clara	Santa Clara	High	2015	9.8	0.01	NA	N
22420	Restoration Management Company	Hayward	Alameda	High	2014	8.7	0.01	NA	Y
22435	1155 SF Partners LLC	San Francisco	San Francisco	High	NA	NA	NA	NA	Y
22442	Azure Apartment Complex	San Francisco	San Francisco	High	2014	2.9	NA	NA	N
22623	Cologix, Inc. SV1	Santa Clara	Santa Clara	High	2016	9.91	0.01	NA	N

Bay Area Air Quality Management District
2026 Toxic Air Contaminant Control Program Annual Report

22649	Caltrans	Oakland	Alameda	High	2017	9.9	o	NA	Y
22658	Element Critical	Sunnyvale	Santa Clara	High	NA	NA	NA	NA	N
22740	Las Gallinas Valley Sanitary District	San Rafael	Marin	High	2015	9.99	o	NA	N
22938	Visual Concepts Entertainment	Novato	Marin	High	2015	0.8	o	NA	N
22964	Intuit, Inc	Mountain View	Santa Clara	High	NA	NA	NA	NA	N
22974	Stack Infrastructure	San Jose	Santa Clara	High	2014	8.1	o	NA	N
23016	Healthpeak Properties, HCP Oyster Point III LLC	South San Francisco	San Mateo	High	2017	7.5	o	NA	Y
23086	Paraduxx Winery	Napa	Napa	High	2015	9.9	0.9	NA	N
23132	1634 Pine Street LLC	San Francisco	San Francisco	High	2015	4.2	o	NA	N
23178	Downtown RWC RES, LLC	Redwood City	San Mateo	High	2014	6	o	NA	Y
23199	Bergman Residence	Saint Helena	Napa	High	2015	9.9	0.9	NA	N
23223	Everest Infrastructure Partners - Mt. Diablo	Clayton	Contra Costa	High	NA	NA	NA	NA	N
23274	OnTrac Logistics, Inc	Fremont	Alameda	High	2016	0.49	o	NA	N
23395	KBSIII Almaden Financial Plaza, LC	San Jose	Santa Clara	High	NA	NA	NA	NA	N
23398	Film Werks International	San Francisco	San Francisco	High	2016	9.9	o	NA	N
23528	Brand Winery	Saint Helena	Napa	High	2016	9.9	o	NA	N
23586	Bay Alarm-Concord	Concord	Contra Costa	High	2016	3.1	o	NA	Y
23616	Central Wolfe LLC	Sunnyvale	Santa Clara	High	2016	1.6	o	NA	N
23664	BCORE Coleman Owner LLC	San Jose	Santa Clara	High	2023	5.9	o	NA	N
23738	Chinatown Community Development Center	San Francisco	San Francisco	High	2007	0.87	o	NA	N
23902	EQUINIX INC SV14-SV17	Santa Clara	Santa Clara	High	2015	7.2	o	NA	N
23984	4700 Old Ironsides Drive LLC	Santa Clara	Santa Clara	High	2003	5.6	0.9	NA	N

Bay Area Air Quality Management District
2026 Toxic Air Contaminant Control Program Annual Report

24042	Vantage Data Centers Management Co	Santa Clara	Santa Clara	High	2024	4.8	0	0.02	N
24059	Phoenix Data Center Leasehold LLC	Sunnyvale	Santa Clara	High	2005	9.99	0.01	NA	N
24146	Best Fang Holdings, LLC	San Jose	Santa Clara	High	NA	NA	NA	NA	N
24421	1500 Space Park Drive LLC	Santa Clara	Santa Clara	High	2022	2	0	0.02	N
24511	US Army Corps of Engineers	Sausalito	Marin	High	NA	NA	NA	NA	N
24514	Bay Club Walnut Creek, LLC	Walnut Creek	Contra Costa	High	2002	1.5	0	NA	N
24535	NTT Global Data Centers Americas, Inc	Santa Clara	Santa Clara	High	2020	2.31	0	NA	N
24713	CCSF-TC & FSD	San Francisco	San Francisco	High	2020	0.15	0	NA	N
24750	274 Brannan Street Property Owner LLC	San Francisco	San Francisco	High	NA	NA	NA	NA	N
24758	Amazon Data Services, Inc	Santa Clara	Santa Clara	High	2023	2.93	0	0.05	N
24927	Pacific Service Credit Union	Concord	Contra Costa	High	NA	NA	NA	NA	Y
24972	Genomic Health, Inc	Redwood City	San Mateo	High	2009	0.91	0	NA	N
25011	San Mateo County Office of Education	Redwood City	San Mateo	High	2022	9.9	0.1	NA	N
25033	Rosemark Commercial Facilities Mgmt Services	Point Reyes Station	Marin	High	NA	NA	NA	NA	N
25083	Market Center	San Francisco	San Francisco	High	NA	NA	NA	NA	N
25311	230 East Grand Ave (PG II 230 East Grand LLC)	South San Francisco	San Mateo	High	NA	NA	NA	NA	Y
200396	Linkedin Corporation	Mountain View	Santa Clara	High	2019	3.7	0	NA	N
200402	San Jose Water Company	San Jose	Santa Clara	High	2017	2.8	0	NA	Y
200431	Seed Testing Real Estate II	Gilroy	Santa Clara	High	2019	9.9	0.9	NA	Y
200439	Mosser Company	San Francisco	San Francisco	High	2017	3.2	0	NA	N
200471	Frito Lay, Inc.	Alameda	Alameda	High	2017	9.9	0.9	NA	Y

Bay Area Air Quality Management District
2026 Toxic Air Contaminant Control Program Annual Report

200541	Workday	Pleasanton	Alameda	High	2017	2.6	0	NA	N
200628	City of Union City	Union City	Alameda	High	2017	0.9	0	NA	N
200691	41 Tehama, LP	San Francisco	San Francisco	High	2017	9.7	0	NA	N
200744	Fremont Bank Livermore Operations	Livermore	Alameda	High	2021	0.75	0	NA	N
200756	Hampton Inn San Jose	San Jose	Santa Clara	High	2019	2.6	0	NA	N
200804	San Mateo County	Redwood City	San Mateo	High	NA	NA	NA	NA	Y
200833	The Grad Student Housing	San Jose	Santa Clara	High	2019	4.5	0	NA	N
200901	Veritas Headquarters - Equipment Yard	Santa Clara	Santa Clara	High	NA	NA	NA	NA	N
200909	Partnership Health Plan of California	Fairfield	Solano	High	2018	9.99	1	NA	N
201073	Sutter Shared Lab	Livermore	Alameda	High	2018	8.65	0	NA	N
201165	CoreSite Real Estate 3045 Stender, LP	Santa Clara	Santa Clara	High	2024	2.1	0	NA	N
201183	Alexander Station Apartments	Gilroy	Santa Clara	High	2018	9.99	1	NA	Y
201226	Aralon Properties	South San Francisco	San Mateo	High	NA	NA	NA	NA	Y
201322	Pink Sunset	Atherton	San Mateo	High	2021	9.9	0	NA	N
201412	Synopsys Pathline Building 1	Sunnyvale	Santa Clara	High	2023	3.4	0	NA	N
201511	Bay Area Rapid Transit	Oakland	Alameda	High	2018	2.9	0	NA	Y
201578	Inglenook Winery	Rutherford	Napa	High	2019	2.3	0	NA	N
201589	Fireye, Inc.	Milpitas	Santa Clara	High	NA	NA	NA	NA	N
201620	SJSC Properties LLC	San Jose	Santa Clara	High	2019	6.6	0	NA	N
201688	Stonestown Anchor Acquisition, LP	San Francisco	San Francisco	High	2019	9.9	0.9	NA	N
201797	M2 Apartments	San Francisco	San Francisco	High	2020	9.9	0.1	NA	Y
201802	Snowflake	Menlo Park	San Mateo	High	2019	1.7	0	NA	N

Bay Area Air Quality Management District
2026 Toxic Air Contaminant Control Program Annual Report

201806	Amazon USF1 Santa Clara	Santa Clara	Santa Clara	High	2019	2.8	0	NA	N
201853	Wornick Estates	Saint Helena	Napa	High	NA	NA	NA	NA	N
201860	Atherton Civic Center	Atherton	San Mateo	High	NA	NA	NA	NA	N
201872	CBRE	South San Francisco	San Mateo	High	2020	9.9	0	NA	Y
201885	SUNRISE VILLA SONOMA	Sonoma	Sonoma	High	2020	9.9	0.1	NA	N
201891	Realm Cellars	Napa	Napa	High	2020	9.9	0	NA	N
201899	1201 Broadway - Operator, LLC	Millbrae	San Mateo	High	NA	NA	NA	NA	N
201943	Caltrans - Devil's Slide	Pacifica	San Mateo	High	2020	0.04	0	NA	N
201957	Promontory Winery	Napa	Napa	High	2020	9.9	0.1	NA	N
202012	Marciano Winery	Saint Helena	Napa	High	2020	7.9	0	NA	N
202077	GI TC Perry Park LLC	Sunnyvale	Santa Clara	High	2020	6.3	0	NA	N
202121	Impossible Foods - Pilot Plant	Redwood City	San Mateo	High	2021	3.9	0	NA	Y
202156	Align Technology - Bldg. 3	San Jose	Santa Clara	High	2021	9.9	0.1	NA	N
202176	ZENNI OPTICAL	Novato	Marin	High	2021	9.9	0.1	NA	N
202281	601 California Street (International Building)	San Francisco	San Francisco	High	NA	NA	NA	NA	N
202376	Brasswood Estates	Calistoga	Napa	High	NA	NA	NA	NA	N
202382	SJFD TRAINING CENTER	San Jose	Santa Clara	High	2025	3.5	0	NA	Y
202512	The Forum at Rancho San Antonio	Cupertino	Santa Clara	High	2022	1.7	0	NA	N
202534	47071 Bayside Parkway	Fremont	Alameda	High	2022	9.9	0.1	NA	N
202546	Restaurant Depot	Concord	Contra Costa	High	NA	NA	NA	NA	Y
202581	GeneFab, LLC	Alameda	Alameda	High	2022	1.7	0	NA	N
202600	30680 Huntwood	Hayward	Alameda	High	2022	2	0	NA	N
202629	Villa del Lago Winery	St. Helena	Napa	High	2022	9.9	0.1	NA	N
202660	Peninsula Innovation Point	Burlingame	San Mateo	High	2022	0.79	0	NA	N
202691	Vantage	South San Francisco	San Mateo	High	2022	1.5	0	0.01	Y
202707	Presidio Bay Ventures	San Carlos	San Mateo	High	2024	6.4	0	NA	N

Bay Area Air Quality Management District
2026 Toxic Air Contaminant Control Program Annual Report

202716	901 Mariners Island Boulevard	San Mateo	San Mateo	High	2022	0.15	o	o	N
202756	3440 Hillview Avenue - Bldg 7 & 8	Palo Alto	Santa Clara	High	2022	9.9	o	NA	N
202828	Tasman ASL PropCo LLC	Santa Clara	Santa Clara	High	2023	3.3	o	0.05	N
202846	Hyatt Centric Hotel - Santa Clara	Santa Clara	Santa Clara	High	2023	5.7	o	NA	N
202957	950 Page Mill Road	Palo Alto	Santa Clara	High	2023	2.5	o	NA	N
202964	Redwood Bay Biotech. LLC	Redwood City	San Mateo	High	2023	3.2	o	NA	Y
202972	Southline Phase 1 Building 1	South San Francisco	San Mateo	High	2025	3.7	o	o	Y
203042	Silicon Valley Surgery Center	Campbell	Santa Clara	High	2023	1.5	o	NA	N
203120	Allen Brothers NorCal	Richmond	Contra Costa	High	2023	0.71	o	NA	Y
203143	Amazon.com Services - DSF8	Richmond	Contra Costa	High	2023	1.4	o	NA	Y
203158	PG III 250 East Grand, LLC	South San Francisco	San Mateo	High	2023	2.2	o	NA	Y
203178	The Larry Ellison Conservation Center For Wildlife Care	Saratoga	Santa Clara	High	NA	NA	NA	NA	N
203345	Hummingbird ESS LLC	San Jose	Santa Clara	High	2024	0.73	o	NA	N
203485	Vine & Fig	St. Helena	Napa	High	2024	0.68	o	NA	N
203490	Ellman Winery	Napa	Napa	High	2024	9.9	o	NA	N
203672	Bristol Myers Squibb	Brisbane	San Mateo	High	NA	NA	NA	NA	Y

Bay Area Air Quality Management District
2026 Toxic Air Contaminant Control Program Annual Report

Table B-4. Intermediate Priority Facilities

Facility Number	Facility Name	City	County	AB2588 Priority Ranking	HRA Year	HRA Cancer Risk (in chances in a million)	Chronic Hazard Index	Acute Hazard Index	Overburdened Community (Yes/No)
11971	Parent-Sorensen Mortuary	Petaluma	Sonoma	Intermediate	NA	NA	NA	NA	N
8227	Pacific Interment Service	Emeryville	Alameda	Intermediate	NA	NA	NA	NA	Y
279	Keysight Technologies	Santa Rosa	Sonoma	Intermediate	NA	NA	NA	NA	N
19463	Grissom's Chapel & Mortuary	San Lorenzo	Alameda	Intermediate	NA	NA	NA	NA	N
19204	Wyant & Smith Crematory	Sunnyvale	Santa Clara	Intermediate	NA	NA	NA	NA	N
1364	Cypress Amloc Land Co , Inc	Colma	San Mateo	Intermediate	NA	NA	NA	NA	N
23637	Ardagh Metal Beverage USA Inc	Fairfield	Solano	Intermediate	NA	NA	NA	NA	N
24609	SLD Laser	Fremont	Alameda	Intermediate	NA	NA	NA	NA	N
4831	L P McNear Brick Co Inc	San Rafael	Marin	Intermediate	NA	NA	NA	NA	N
24255	GreenWaste Transfer Station of Hayward	Hayward	Alameda	Intermediate	NA	NA	NA	NA	Y
16993	KVAL Inc	Petaluma	Sonoma	Intermediate	NA	NA	NA	NA	N
1618	Sanmina Corporation	San Jose	Santa Clara	Intermediate	NA	NA	NA	NA	Y
2206	Streamline Circuits LLC dba Summit Interconnect SC	Santa Clara	Santa Clara	Intermediate	NA	NA	NA	NA	N
1276	Novato Sanitary District	Novato	Marin	Intermediate	NA	NA	NA	NA	N
1430	Nazareth House of San Rafael	San Rafael	Marin	Intermediate	2013	8.3	0	NA	N

Bay Area Air Quality Management District
2026 Toxic Air Contaminant Control Program Annual Report

1669	Kaiser Permanente Medical Center	Martinez	Contra Costa	Intermediate	NA	NA	NA	NA	N
2094	Contra Costa County	Martinez	Contra Costa	Intermediate	NA	NA	NA	NA	N
3739	Sutter Bay Hospitals dba Alta Bates Summit Medical Center	Berkeley	Alameda	Intermediate	NA	NA	NA	NA	N
3893	Sonoma Valley Hospital District	Sonoma	Sonoma	Intermediate	NA	NA	NA	NA	N
4007	Central Contra Costa Sanitary District	Orinda	Contra Costa	Intermediate	2021	0.79	0	0	N
5383	Foothill Community College	Los Altos	Santa Clara	Intermediate	NA	NA	NA	NA	N
6023	The Home Depot Store #0630	Santa Clara	Santa Clara	Intermediate	NA	NA	NA	NA	N
6024	The Home Depot Store #0629	Pleasanton	Alameda	Intermediate	NA	NA	NA	NA	N
6487	The Home Depot Store #0635	Union City	Alameda	Intermediate	NA	NA	NA	NA	N
6997	30 CES/CEIEC	Half Moon Bay	San Mateo	Intermediate	NA	NA	NA	NA	N
7189	Delta Diablo Sanitation District	Antioch	Contra Costa	Intermediate	2006	1.5	0	NA	Y
8032	Campton Place Hotel	San Francisco	San Francisco	Intermediate	NA	NA	NA	NA	N
8175	The Home Depot Store #0643	El Cerrito	Contra Costa	Intermediate	2010	6.6	0.01	NA	Y
8723	The City of Fremont Fire Station #1	Fremont	Alameda	Intermediate	NA	NA	NA	NA	N

Bay Area Air Quality Management District
2026 Toxic Air Contaminant Control Program Annual Report

8998	West Valley Community College	Saratoga	Santa Clara	Intermediate	2011	9.9	0	NA	N
9153	City of Petaluma	Petaluma	Sonoma	Intermediate	NA	NA	NA	NA	N
9161	Mission Community College	Santa Clara	Santa Clara	Intermediate	NA	NA	NA	NA	N
9597	Central Contra Costa Sanitary District	Walnut Creek	Contra Costa	Intermediate	NA	NA	NA	NA	N
9598	City & County of San Francisco - Bruce Flynn Pump	San Francisco	San Francisco	Intermediate	NA	NA	NA	NA	N
10170	The Home Depot Store #0639	Colma	San Mateo	Intermediate	NA	NA	NA	NA	N
10184	San Mateo County Transit District	South San Francisco	San Mateo	Intermediate	NA	NA	NA	NA	Y
10185	San Mateo County Transit District	San Carlos	San Mateo	Intermediate	NA	NA	NA	NA	N
11058	San Leandro Surgery Center	San Leandro	Alameda	Intermediate	NA	NA	NA	NA	N
11261	Nordstrom DC 499	Newark	Alameda	Intermediate	NA	NA	NA	NA	N
11764	Bay Area Rapid Transit District	Oakland	Alameda	Intermediate	2012	7.7	0.01	NA	Y
12449	Federal Aviation Administration, SFO	Millbrae	San Mateo	Intermediate	NA	NA	NA	NA	N
12638	CenturyLink Communications, LLC	Santa Clara	Santa Clara	Intermediate	NA	NA	NA	NA	N
12875	City of Daly City	Daly City	San Mateo	Intermediate	NA	NA	NA	NA	N

Bay Area Air Quality Management District
2026 Toxic Air Contaminant Control Program Annual Report

12876	City of Daly City	Daly City	San Mateo	Intermediate	NA	NA	NA	NA	N
12916	Cisco System	Milpitas	Santa Clara	Intermediate	2004	9.8	0.9	0	N
12930	Delta Diablo Sanitation	Pittsburg	Contra Costa	Intermediate	NA	NA	NA	NA	Y
12969	Verizon Business - SBEZCA	San Jose	Santa Clara	Intermediate	2001	1.8	NA	NA	N
12972	Verizon Business	Sunnyvale	Santa Clara	Intermediate	NA	NA	NA	NA	N
12974	County of Santa Clara	San Jose	Santa Clara	Intermediate	NA	NA	NA	NA	N
13015	Omni San Francisco Hotel	San Francisco	San Francisco	Intermediate	NA	NA	NA	NA	N
13066	Pacific Bell Corp	San Jose	Santa Clara	Intermediate	NA	NA	NA	NA	N
13077	NOP 560 Mission LLC	San Francisco	San Francisco	Intermediate	2001	9.9	NA	NA	N
13121	Young's Market Company	Morgan Hill	Santa Clara	Intermediate	NA	NA	NA	NA	N
13187	East Bay Dischargers Authority	San Lorenzo	Alameda	Intermediate	NA	NA	NA	NA	N
13202	Lowe's HTW, Inc /Corporate Payables	San Bruno	San Mateo	Intermediate	NA	NA	NA	NA	Y
13215	Digital Realty	Santa Clara	Santa Clara	Intermediate	NA	NA	NA	NA	N
13217	West Coast Quartz Inc	Fremont	Alameda	Intermediate	NA	NA	NA	NA	N

Bay Area Air Quality Management District
2026 Toxic Air Contaminant Control Program Annual Report

13223	The Home Depot Store #6667	Windsor	Sonoma	Intermediate	NA	NA	NA	NA	N
13224	CBS Inc	San Francisco	San Francisco	Intermediate	NA	NA	NA	NA	N
13226	The Home Depot Store #1017	Hayward	Alameda	Intermediate	2001	1.7	o	NA	Y
13240	The Home Depot Store #1009	San Jose	Santa Clara	Intermediate	NA	NA	NA	NA	N
13299	MetroPCS California/Florida Inc	Oakland	Alameda	Intermediate	NA	NA	NA	NA	Y
13322	Clover Stornetta Farms Inc	Petaluma	Sonoma	Intermediate	NA	NA	NA	NA	N
13325	Embassy Suites Hotel	Burlingame	San Mateo	Intermediate	NA	NA	NA	NA	N
13332	Level 3 Communications	San Martin	Santa Clara	Intermediate	2001	2.9	o	NA	N
13333	Saratoga Retirement Community	Saratoga	Santa Clara	Intermediate	2001	1	o	o	N
13346	Third & Mission Associates	San Francisco	San Francisco	Intermediate	NA	NA	NA	NA	N
13347	Jameco Electronics	Belmont	San Mateo	Intermediate	NA	NA	NA	NA	N
13351	Rector Water Treatment Plant	Yountville	Napa	Intermediate	NA	NA	NA	NA	N
13360	Costco Wholesale #41	Santa Rosa	Sonoma	Intermediate	NA	NA	NA	NA	Y
13365	County of Santa Clara	San Jose	Santa Clara	Intermediate	NA	NA	NA	NA	Y

Bay Area Air Quality Management District
2026 Toxic Air Contaminant Control Program Annual Report

13371	Chinese Hospital	San Francisco	San Francisco	Intermediate	NA	NA	NA	NA	N
13377	Napa County Public Works	Napa	Napa	Intermediate	NA	NA	NA	NA	N
13383	Lowe's HIW, Inc /Corporate Payables	Union City	Alameda	Intermediate	NA	NA	NA	NA	N
13390	City of San Mateo	San Mateo	San Mateo	Intermediate	NA	NA	NA	NA	Y
13410	Pacific Bell Corporation	Walnut Creek	Contra Costa	Intermediate	2001	9.9	o	NA	N
13418	Sewer Authority Mid-Coastside	Half Moon Bay	San Mateo	Intermediate	NA	NA	NA	NA	N
13444	Verizon California	Gilroy	Santa Clara	Intermediate	NA	NA	NA	NA	Y
13446	Pacific Bell	Alameda	Alameda	Intermediate	NA	NA	NA	NA	N
13447	Pacific Bell	Albany	Alameda	Intermediate	NA	NA	NA	NA	N
13448	Pacific Bell	Angwin	Napa	Intermediate	NA	NA	NA	NA	N
13450	Pacific Bell	Benicia	Solano	Intermediate	2003	6	NA	NA	N
13451	Pacific Bell	Berkeley	Alameda	Intermediate	NA	NA	NA	NA	N
13454	Pacific Bell	Burlingame	San Mateo	Intermediate	NA	NA	NA	NA	N
13456	Pacific Bell	Clayton	Contra Costa	Intermediate	NA	NA	NA	NA	N

Bay Area Air Quality Management District
2026 Toxic Air Contaminant Control Program Annual Report

13460	Pacific Bell	Suisun City	Solano	Intermediate	NA	NA	NA	NA	N
13461	Pacific Bell	Cotati	Sonoma	Intermediate	2005	6.5	NA	NA	N
13465	Pacific Bell	El Sobrante	Contra Costa	Intermediate	NA	NA	NA	NA	N
13467	Pacific Bell	Fairfield	Solano	Intermediate	2005	9.8	0.01	NA	Y
13472	Pacific Bell	Hayward	Alameda	Intermediate	NA	NA	NA	NA	N
13474	Pacific Bell	Hayward	Alameda	Intermediate	NA	NA	NA	NA	N
13477	Pacific Bell	Hercules	Contra Costa	Intermediate	NA	NA	NA	NA	N
13480	Pacific Bell	La Honda	San Mateo	Intermediate	2008	9.92	0.01	NA	N
13481	Pacific Bell	Lafayette	Contra Costa	Intermediate	NA	NA	NA	NA	N
13484	Pacific Bell	Larkspur	Marin	Intermediate	NA	NA	NA	NA	N
13486	Pacific Bell	Los Altos	Santa Clara	Intermediate	NA	NA	NA	NA	N
13488	Pacific Bell	Menlo Park	San Mateo	Intermediate	NA	NA	NA	NA	N
13489	Pacific Bell	Millbrae	San Mateo	Intermediate	NA	NA	NA	NA	N
13492	Pacific Bell	Napa	Napa	Intermediate	NA	NA	NA	NA	N

Bay Area Air Quality Management District
2026 Toxic Air Contaminant Control Program Annual Report

13495	Pacific Bell	Oakland	Alameda	Intermediate	NA	NA	NA	NA	Y
13496	Pacific Bell	Oakland	Alameda	Intermediate	NA	NA	NA	NA	N
13497	Pacific Bell	Oakland	Alameda	Intermediate	NA	NA	NA	NA	N
13498	Pacific Bell	Oakland	Alameda	Intermediate	NA	NA	NA	NA	Y
13499	Pacific Bell	Orinda	Contra Costa	Intermediate	NA	NA	NA	NA	N
13502	Pacific Bell	Pescadero	San Mateo	Intermediate	NA	NA	NA	NA	N
13503	AT&T	Petaluma	Sonoma	Intermediate	NA	NA	NA	NA	N
13504	Pacific Bell	Pittsburg	Contra Costa	Intermediate	NA	NA	NA	NA	Y
13505	AT&T	Pleasanton	Alameda	Intermediate	NA	NA	NA	NA	N
13507	Pacific Bell	Pleasanton	Alameda	Intermediate	NA	NA	NA	NA	N
13509	Pacific Bell	Redwood City	San Mateo	Intermediate	NA	NA	NA	NA	Y
13510	Pacific Bell	Richmond	Contra Costa	Intermediate	NA	NA	NA	NA	Y
13512	Pacific Bell	Saint Helena	Napa	Intermediate	NA	NA	NA	NA	N
13513	AT&T	San Bruno	San Mateo	Intermediate	2002	9.93	NA	NA	Y

Bay Area Air Quality Management District
2026 Toxic Air Contaminant Control Program Annual Report

13514	Pacific Bell	San Carlos	San Mateo	Intermediate	NA	NA	NA	NA	N
13515	AT&T	San Francisco	San Francisco	Intermediate	2006	6.3	0.9	0	N
13516	Pacific Bell	San Francisco	San Francisco	Intermediate	NA	NA	NA	NA	N
13517	Pacific Bell	San Francisco	San Francisco	Intermediate	NA	NA	NA	NA	N
13518	SBC	San Francisco	San Francisco	Intermediate	2004	1.03	0	NA	Y
13519	Pacific Bell	San Francisco	San Francisco	Intermediate	NA	NA	NA	NA	N
13521	Pacific Bell	San Francisco	San Francisco	Intermediate	2006	4.1	0	NA	N
13526	Pacific Bell	Oakley	Contra Costa	Intermediate	NA	NA	NA	NA	N
13529	Pacific Bell	San Jose	Santa Clara	Intermediate	NA	NA	NA	NA	N
13530	AT&T California	San Jose	Santa Clara	Intermediate	NA	NA	NA	NA	N
13533	Pacific Bell	San Jose	Santa Clara	Intermediate	NA	NA	NA	NA	N
13534	Pacific Bell	San Jose	Santa Clara	Intermediate	NA	NA	NA	NA	N
13537	Pacific Bell	San Leandro	Alameda	Intermediate	NA	NA	NA	NA	N
13538	Pacific Bell	San Martin	Santa Clara	Intermediate	NA	NA	NA	NA	N

Bay Area Air Quality Management District
2026 Toxic Air Contaminant Control Program Annual Report

13541	AT&T	San Ramon	Contra Costa	Intermediate	NA	NA	NA	NA	N
13542	Pacific Bell	Santa Clara	Santa Clara	Intermediate	NA	NA	NA	NA	N
13545	Pacific Bell	Sebastopol	Sonoma	Intermediate	NA	NA	NA	NA	N
13548	Pacific Bell	Suisun City	Solano	Intermediate	NA	NA	NA	NA	N
13549	Pacific Bell	Sunnyvale	Santa Clara	Intermediate	NA	NA	NA	NA	N
13556	Pacific Bell	Vallejo	Solano	Intermediate	2003	3	0	NA	Y
13557	Pacific Bell	Valley Ford	Sonoma	Intermediate	NA	NA	NA	NA	N
13559	Pacific Bell	Yountville	Napa	Intermediate	NA	NA	NA	NA	N
13561	Frontier	Los Gatos	Santa Clara	Intermediate	NA	NA	NA	NA	N
13589	Pacific Bell	Sonoma	Sonoma	Intermediate	2006	0.7	NA	NA	N
13599	Diablo Water District	Oakley	Contra Costa	Intermediate	NA	NA	NA	NA	N
13603	City of Oakland, Envr Scvs Division	Oakland	Alameda	Intermediate	NA	NA	NA	NA	N
13626	HCP BTC, LLC c/o CBRE	South San Francisco	San Mateo	Intermediate	NA	NA	NA	NA	Y
13633	Stryker Corporation	San Jose	Santa Clara	Intermediate	NA	NA	NA	NA	N

Bay Area Air Quality Management District
2026 Toxic Air Contaminant Control Program Annual Report

13651	Mettler-Toledo Rainin, LLC	Oakland	Alameda	Intermediate	2002	2.5	NA	NA	Y
13665	California Water Service Co	Atherton	San Mateo	Intermediate	NA	NA	NA	NA	N
13669	Lowe's HIW, Inc ,Corporate Payables	Livermore	Alameda	Intermediate	NA	NA	NA	NA	N
13687	City of Sunnyvale - Environmental Services	Sunnyvale	Santa Clara	Intermediate	NA	NA	NA	NA	N
13695	Lowe's HIW, Inc	Antioch	Contra Costa	Intermediate	2002	2.2	o	NA	Y
13715	East Bay Municipal Utility Dist	Oakland	Alameda	Intermediate	NA	NA	NA	NA	N
13716	East Bay Municipal Utility Dist - Danville PP	Danville	Contra Costa	Intermediate	NA	NA	NA	NA	N
13720	East Bay Municipal Utility Dist - Orinda WTP	Orinda	Contra Costa	Intermediate	NA	NA	NA	NA	N
13721	EBMUD, San Pablo Water Treatment Plant	Kensington	Alameda	Intermediate	2020	4.7	o	NA	N
13724	East Bay Municipal Utility Dist	Walnut Creek	Contra Costa	Intermediate	NA	NA	NA	NA	N
13728	East Bay Municipal Utility Dist	Oakland	Alameda	Intermediate	NA	NA	NA	NA	Y
13735	East Bay Municipal Utility Dist PSH	Oakland	Alameda	Intermediate	NA	NA	NA	NA	Y
13739	East Bay Municipal Utility Dist PSQ	Berkeley	Alameda	Intermediate	NA	NA	NA	NA	N
13742	East Bay Municipal Utility Dist	Richmond	Contra Costa	Intermediate	2005	0.7	o	NA	Y

Bay Area Air Quality Management District
2026 Toxic Air Contaminant Control Program Annual Report

13788	City of Antioch	Antioch	Contra Costa	Intermediate	NA	NA	NA	NA	Y
13812	Oracle America	Santa Clara	Santa Clara	Intermediate	NA	NA	NA	NA	N
13832	Pleasant Hill Police Department	Pleasant Hill	Contra Costa	Intermediate	NA	NA	NA	NA	N
13834	Cordilleras Mental Health Center	Redwood City	San Mateo	Intermediate	NA	NA	NA	NA	N
13841	405 Howard St Foundry II	San Francisco	San Francisco	Intermediate	NA	NA	NA	NA	N
13843	BCAL 44 Montgomery Property	San Francisco	San Francisco	Intermediate	NA	NA	NA	NA	N
13862	City of SSF Water Quality Plant	South San Francisco	San Mateo	Intermediate	NA	NA	NA	NA	Y
13865	City of SSF Water Quality Plant	South San Francisco	San Mateo	Intermediate	NA	NA	NA	NA	Y
13867	City of SSF Water Quality Plant	South San Francisco	San Mateo	Intermediate	2004	2.3	NA	NA	Y
13873	HWA 555 Owners LLC c/o So Hudson 555 Mgmt , Inc	San Francisco	San Francisco	Intermediate	NA	NA	NA	NA	N
13874	Boston Properties	San Francisco	San Francisco	Intermediate	NA	NA	NA	NA	N
13883	Delta Diablo Sanitation District	Antioch	Contra Costa	Intermediate	NA	NA	NA	NA	Y
13884	Delta Diablo Sanitation District	Pittsburg	Contra Costa	Intermediate	2022	0.11	o	NA	Y
13906	Santa Rosa Memorial Hospital	Santa Rosa	Sonoma	Intermediate	NA	NA	NA	NA	N

Bay Area Air Quality Management District
2026 Toxic Air Contaminant Control Program Annual Report

13920	South County Regional Wastewater Authority	Gilroy	Santa Clara	Intermediate	NA	NA	NA	NA	Y
13930	Alameda County GSA	San Leandro	Alameda	Intermediate	NA	NA	NA	NA	N
13947	Hills Plaza Complex	San Francisco	San Francisco	Intermediate	NA	NA	NA	NA	N
13957	Avalon Bay Communities Inc	San Francisco	San Francisco	Intermediate	NA	NA	NA	NA	N
13958	SAP Labs LLC	Palo Alto	Santa Clara	Intermediate	NA	NA	NA	NA	N
13975	Kaiser Permanente Walnut Creek Data Center	Walnut Creek	Contra Costa	Intermediate	NA	NA	NA	NA	N
13985	City of Santa Rosa Utilities Dept	Santa Rosa	Sonoma	Intermediate	2015	9.6	0	NA	N
13990	Las Trampas	Alamo	Contra Costa	Intermediate	NA	NA	NA	NA	N
13993	Napa County Public Works	Napa	Napa	Intermediate	NA	NA	NA	NA	N
14001	Napa Berryessa Resort Improvement District	Napa	Napa	Intermediate	NA	NA	NA	NA	N
14029	USL Property Management	San Francisco	San Francisco	Intermediate	NA	NA	NA	NA	N
14031	City of Concord-Police Department	Concord	Contra Costa	Intermediate	NA	NA	NA	NA	N
14036	Silicon Valley Clean Water, Redwood City Pump Station	Redwood City	San Mateo	Intermediate	NA	NA	NA	NA	Y
14042	Contra Costa Water District	Brentwood	Contra Costa	Intermediate	NA	NA	NA	NA	N

Bay Area Air Quality Management District
2026 Toxic Air Contaminant Control Program Annual Report

14045	Contra Costa Water District	Concord	Contra Costa	Intermediate	NA	NA	NA	NA	N
14060	Central Contra Costa Sanitary District	Martinez	Contra Costa	Intermediate	NA	NA	NA	NA	Y
14063	Central Contra Costa Sanitary District	Orinda	Contra Costa	Intermediate	2004	7.1	NA	NA	N
14065	Central Contra Costa Sanitary District	Martinez	Contra Costa	Intermediate	NA	NA	NA	NA	N
14067	Kaiser Permanente Berkeley Campus	Berkeley	Alameda	Intermediate	NA	NA	NA	NA	N
14070	S F Bay Area Rapid Transit District	Walnut Creek	Contra Costa	Intermediate	NA	NA	NA	NA	N
14071	S F Bay Area Rapid Transit District	Concord	Contra Costa	Intermediate	NA	NA	NA	NA	N
14072	S F Bay Area Rapid Transit District	Colma	San Mateo	Intermediate	NA	NA	NA	NA	N
14073	S F Bay Area Rapid Transit District	Castro Valley	Alameda	Intermediate	NA	NA	NA	NA	N
14074	S F Bay Area Rapid Transit District	Hayward	Alameda	Intermediate	NA	NA	NA	NA	N
14075	S F Bay Area Rapid Transit District	Pleasanton	Alameda	Intermediate	NA	NA	NA	NA	N
14077	S F Bay Area Rapid Transit District	Pittsburg	Contra Costa	Intermediate	NA	NA	NA	NA	Y
14078	S F Bay Area Rapid Transit District	El Cerrito	Contra Costa	Intermediate	NA	NA	NA	NA	Y
14089	Pacific Bell Corporation	Pittsburg	Contra Costa	Intermediate	NA	NA	NA	NA	Y

Bay Area Air Quality Management District
2026 Toxic Air Contaminant Control Program Annual Report

14090	Pacific Bell Corporation	Moss Beach	San Mateo	Intermediate	NA	NA	NA	NA	N
14091	AT&T	Brentwood	Contra Costa	Intermediate	NA	NA	NA	NA	N
14092	Pacific Bell Corporation	Milpitas	Santa Clara	Intermediate	2002	8.9	0.01	0	N
14094	San Ramon Marriott Hotel	San Ramon	Contra Costa	Intermediate	NA	NA	NA	NA	N
14096	Westborough Water District	South San Francisco	San Mateo	Intermediate	NA	NA	NA	NA	N
14097	Westborough Water District	South San Francisco	San Mateo	Intermediate	NA	NA	NA	NA	N
14099	City of Daly City	Daly City	San Mateo	Intermediate	NA	NA	NA	NA	N
14100	Vitalant	Brisbane	San Mateo	Intermediate	NA	NA	NA	NA	N
14102	City of Daly City	Daly City	San Mateo	Intermediate	NA	NA	NA	NA	N
14103	City of Daly City	Daly City	San Mateo	Intermediate	NA	NA	NA	NA	N
14104	Bellevue Pump Station	Daly City	San Mateo	Intermediate	NA	NA	NA	NA	N
14105	City of Daly City	Daly City	San Mateo	Intermediate	NA	NA	NA	NA	N
14107	City of Daly City	Daly City	San Mateo	Intermediate	NA	NA	NA	NA	N
14110	City of Daly City	Daly City	San Mateo	Intermediate	NA	NA	NA	NA	N

Bay Area Air Quality Management District
2026 Toxic Air Contaminant Control Program Annual Report

14115	City of Sunnyvale - Environmental Services	Sunnyvale	Santa Clara	Intermediate	NA	NA	NA	NA	N
14129	Contra Costa County	Pittsburg	Contra Costa	Intermediate	NA	NA	NA	NA	Y
14138	Contra Costa County	Martinez	Contra Costa	Intermediate	NA	NA	NA	NA	N
14167	Pacific Gas and Electric	San Francisco	San Francisco	Intermediate	NA	NA	NA	NA	N
14174	Pacific Gas and Electric	San Mateo	San Mateo	Intermediate	NA	NA	NA	NA	Y
14179	JPPF 1155 Battery, LP	San Francisco	San Francisco	Intermediate	NA	NA	NA	NA	N
14181	State of California Department of Trans	Richmond	Contra Costa	Intermediate	NA	NA	NA	NA	N
14186	State of California Department of Transportation	Hayward	Alameda	Intermediate	NA	NA	NA	NA	N
14187	State of California Department of Transportation	Newark	Alameda	Intermediate	NA	NA	NA	NA	N
14188	State of Calif Dept of Transportation	Menlo Park	San Mateo	Intermediate	NA	NA	NA	NA	N
14189	State of California	Vallejo	Solano	Intermediate	NA	NA	NA	NA	N
14192	State of California Department of Transportation	Antioch	Contra Costa	Intermediate	NA	NA	NA	NA	Y
14200	XO Communications Services, LLC	Fremont	Alameda	Intermediate	2002	9.9	NA	NA	N
14204	City of Mountain View Fleet Services	Mountain View	Santa Clara	Intermediate	NA	NA	NA	NA	N

Bay Area Air Quality Management District
2026 Toxic Air Contaminant Control Program Annual Report

14205	City of Mountain View Fleet Services	Mountain View	Santa Clara	Intermediate	NA	NA	NA	NA	N
14211	City of Mountain View Fleet Services	Mountain View	Santa Clara	Intermediate	NA	NA	NA	NA	N
14212	City of Mountain View Fleet Services	Mountain View	Santa Clara	Intermediate	NA	NA	NA	NA	N
14216	Zoo Wet Weather Pump Station	San Francisco	San Francisco	Intermediate	NA	NA	NA	NA	N
14227	City of Mountain View Fleet Services	Mountain View	Santa Clara	Intermediate	NA	NA	NA	NA	N
14228	City of Mountain View Fleet Services	Mountain View	Santa Clara	Intermediate	NA	NA	NA	NA	N
14230	City of Mountain View Fleet Services	Mountain View	Santa Clara	Intermediate	NA	NA	NA	NA	N
14231	Griffith Pump Station	San Francisco	San Francisco	Intermediate	NA	NA	NA	NA	Y
14238	East Bay Municipal Utility District	Alameda	Alameda	Intermediate	NA	NA	NA	NA	Y
14245	Fairfield-Suisun Sewer District (Suisun Pump Sta)	Suisun City	Solano	Intermediate	NA	NA	NA	NA	N
14247	Fairfield-Suisun Sewer District (Cordelia Pump Sta)	Fairfield	Solano	Intermediate	NA	NA	NA	NA	N
14248	Fairfield-Suisun Sewer District (Central Pump Sta)	Fairfield	Solano	Intermediate	NA	NA	NA	NA	Y
14258	Rohnert Park Timely Care	Rohnert Park	Sonoma	Intermediate	NA	NA	NA	NA	N
14271	City of Foster City	Foster City	San Mateo	Intermediate	NA	NA	NA	NA	N

Bay Area Air Quality Management District
2026 Toxic Air Contaminant Control Program Annual Report

14273	City of Foster City	Foster City	San Mateo	Intermediate	NA	NA	NA	NA	N
14291	City of Oakland , Public Works Facilities	Oakland	Alameda	Intermediate	NA	NA	NA	NA	Y
14295	City of Oakland Envir Scvs Division	Oakland	Alameda	Intermediate	NA	NA	NA	NA	N
14301	City of Oakland Envr Scvs Division	Oakland	Alameda	Intermediate	NA	NA	NA	NA	Y
14372	Contra Costa County Fire Protection District #2	Pleasant Hill	Contra Costa	Intermediate	NA	NA	NA	NA	N
14373	Contra Costa County Fire Protection District	Concord	Contra Costa	Intermediate	NA	NA	NA	NA	N
14423	Oakland 14th Office	Oakland	Alameda	Intermediate	NA	NA	NA	NA	Y
14425	345 California LP c/o Cushman & Wakefield of CA	San Francisco	San Francisco	Intermediate	NA	NA	NA	NA	N
14433	Pacific Bell	Windsor	Sonoma	Intermediate	2002	9.9	NA	NA	N
14442	County of Santa Clara	San Jose	Santa Clara	Intermediate	NA	NA	NA	NA	N
14451	County of Santa Clara	San Jose	Santa Clara	Intermediate	NA	NA	NA	NA	N
14483	California Water Service Company	San Jose	Santa Clara	Intermediate	NA	NA	NA	NA	N
14484	Pacific Bell	Danville	Contra Costa	Intermediate	2002	3	0.9	0	N
14493	County of Santa Clara - Facilities & Fleet Dept	San Martin	Santa Clara	Intermediate	NA	NA	NA	NA	N

Bay Area Air Quality Management District
2026 Toxic Air Contaminant Control Program Annual Report

14494	Santa Clara County Roads & Airports Dept	San Jose	Santa Clara	Intermediate	NA	NA	NA	NA	N
14495	Santa Clara County Roads & Airports Dept	San Jose	Santa Clara	Intermediate	NA	NA	NA	NA	Y
14517	Union Sanitary Dist, Boyce LS	Fremont	Alameda	Intermediate	NA	NA	NA	NA	N
14520	Kaiser Permanente	Gilroy	Santa Clara	Intermediate	NA	NA	NA	NA	Y
14529	Good Samaritan Hospital LP	Los Gatos	Santa Clara	Intermediate	NA	NA	NA	NA	N
14532	AC Transit General Office	Oakland	Alameda	Intermediate	NA	NA	NA	NA	Y
14541	Sewer Authority Mid-Coastside	El Granada	San Mateo	Intermediate	NA	NA	NA	NA	N
14542	Sewer Authority Mid-Coastside	Half Moon Bay	San Mateo	Intermediate	NA	NA	NA	NA	N
14543	Montara Sanitary District c/o SAM	Half Moon Bay	San Mateo	Intermediate	NA	NA	NA	NA	N
14545	Montara Sanitary District	Moss Beach	San Mateo	Intermediate	NA	NA	NA	NA	N
14546	Sewer Authority Mid-Coastside	Montara	San Mateo	Intermediate	NA	NA	NA	NA	N
14547	Montara Sanitary District	Montara	San Mateo	Intermediate	NA	NA	NA	NA	N
14548	Montara Sanitary District	Montara	San Mateo	Intermediate	2021	9.9	0	NA	N
14585	City of Benicia Fire Station #1	Benicia	Solano	Intermediate	NA	NA	NA	NA	N

Bay Area Air Quality Management District
2026 Toxic Air Contaminant Control Program Annual Report

14588	City of Benicia Water Treatment Facility	Benicia	Solano	Intermediate	NA	NA	NA	NA	N
14590	City of Fremont	Fremont	Alameda	Intermediate	NA	NA	NA	NA	N
14592	Frontier-California Inc	Morgan Hill	Santa Clara	Intermediate	NA	NA	NA	NA	N
14607	300 F. Ogawa Plaza LP.	Oakland	Alameda	Intermediate	NA	NA	NA	NA	Y
14609	One California Street Partners	San Francisco	San Francisco	Intermediate	NA	NA	NA	NA	N
14611	California Water Service Company	Livermore	Alameda	Intermediate	2018	6.7	o	NA	N
14666	Ronald McDonald House at Stanford	Palo Alto	Santa Clara	Intermediate	NA	NA	NA	NA	N
14669	INKO Industrial Corporation	Sunnyvale	Santa Clara	Intermediate	NA	NA	NA	NA	N
14670	County of San Mateo	San Carlos	San Mateo	Intermediate	NA	NA	NA	NA	N
14672	SEECON Investments	Concord	Contra Costa	Intermediate	NA	NA	NA	NA	Y
14688	Centurylink Communications, LLC	Emeryville	Alameda	Intermediate	NA	NA	NA	NA	N
14707	Verizon Business - SQZPCA	San Jose	Santa Clara	Intermediate	NA	NA	NA	NA	N
14715	Verizon Business - SNIWCA	San Francisco	San Francisco	Intermediate	NA	NA	NA	NA	Y
14716	Verizon Business - SNTLCA	Santa Clara	Santa Clara	Intermediate	NA	NA	NA	NA	N

Bay Area Air Quality Management District
2026 Toxic Air Contaminant Control Program Annual Report

14720	Verizon Business - FRMOCA	Fremont	Alameda	Intermediate	NA	NA	NA	NA	N
14722	Verizon Business - SFCXCA	San Francisco	San Francisco	Intermediate	NA	NA	NA	NA	N
14726	Sewerage Agency of Southern Marin	Tiburon	Marin	Intermediate	NA	NA	NA	NA	N
14727	Sewerage Agency of Southern Marin	Tiburon	Marin	Intermediate	NA	NA	NA	NA	N
14728	Kaiser Permanente	Milpitas	Santa Clara	Intermediate	NA	NA	NA	NA	N
14729	Kaiser Permanente	Milpitas	Santa Clara	Intermediate	NA	NA	NA	NA	N
14738	Tishman Speyer Properties	Mountain View	Santa Clara	Intermediate	NA	NA	NA	NA	N
14751	City of Brentwood	Brentwood	Contra Costa	Intermediate	NA	NA	NA	NA	N
14785	City of San Mateo	San Mateo	San Mateo	Intermediate	NA	NA	NA	NA	N
14805	Federal Aviation Administration	Napa	Napa	Intermediate	NA	NA	NA	NA	N
14813	County of San Mateo DPW	Redwood City	San Mateo	Intermediate	NA	NA	NA	NA	Y
14814	Pacific Bell	Mill Valley	Marin	Intermediate	2002	9.9	0.01	NA	N
14822	Federal Aviation Administration	Oakland	Alameda	Intermediate	NA	NA	NA	NA	Y
14823	Contra Costa Water District	Concord	Contra Costa	Intermediate	NA	NA	NA	NA	N

Bay Area Air Quality Management District
2026 Toxic Air Contaminant Control Program Annual Report

14826	Contra Costa Water District	Concord	Contra Costa	Intermediate	NA	NA	NA	NA	N
14828	Contra Costa Water District	Concord	Contra Costa	Intermediate	NA	NA	NA	NA	Y
14837	Trans Pacific Centre	Oakland	Alameda	Intermediate	NA	NA	NA	NA	Y
14847	Synaptics Inc	San Jose	Santa Clara	Intermediate	NA	NA	NA	NA	N
14850	City of Burlingame Public Works Department	Burlingame	San Mateo	Intermediate	NA	NA	NA	NA	N
14852	Genesys Telecommunications Laboratories Inc	Daly City	San Mateo	Intermediate	NA	NA	NA	NA	N
14875	County of San Mateo	Woodside	San Mateo	Intermediate	NA	NA	NA	NA	N
14898	City of Oakland , Envr Scvs Division	Oakland	Alameda	Intermediate	NA	NA	NA	NA	N
14901	University of Ca SF General Hospital	San Francisco	San Francisco	Intermediate	NA	NA	NA	NA	N
14904	Sierra Pacific Properties, Inc	Concord	Contra Costa	Intermediate	NA	NA	NA	NA	Y
14942	City of Palo Alto	Palo Alto	Santa Clara	Intermediate	NA	NA	NA	NA	N
14948	National Weather Service - SF Bay Area	Los Gatos	Santa Clara	Intermediate	NA	NA	NA	NA	N
14949	Fifth & Potter Street Assoc	Berkeley	Alameda	Intermediate	NA	NA	NA	NA	N
14950	Frontier California	Kenwood	Sonoma	Intermediate	2009	0.52	0	NA	N

Bay Area Air Quality Management District
2026 Toxic Air Contaminant Control Program Annual Report

14960	Verizon Wireless Hwy 152 (G7)	Gilroy	Santa Clara	Intermediate	NA	NA	NA	NA	N
14964	Wells Fargo Bank	Fremont	Alameda	Intermediate	2014	2.2	0	NA	N
14969	State of California DOT	Martinez	Contra Costa	Intermediate	NA	NA	NA	NA	Y
14981	City of San Mateo	San Mateo	San Mateo	Intermediate	NA	NA	NA	NA	N
14985	SJ Cityview LLC	San Jose	Santa Clara	Intermediate	NA	NA	NA	NA	N
14992	Visa Land Management IV	Foster City	San Mateo	Intermediate	2002	3.5	NA	NA	N
15060	ThermoFisher Scientific	Santa Clara	Santa Clara	Intermediate	NA	NA	NA	NA	N
15071	Pacific Bell	Sausalito	Marin	Intermediate	2005	4.9	NA	NA	N
15080	Lowe's HIW, Inc /Corporate Payables	Gilroy	Santa Clara	Intermediate	NA	NA	NA	NA	Y
15093	Belmont Fire Protection District Station 14	Belmont	San Mateo	Intermediate	NA	NA	NA	NA	N
15148	City of San Rafael Dept of Public Works	San Rafael	Marin	Intermediate	NA	NA	NA	NA	Y
15186	The Home Depot Store #0628	San Carlos	San Mateo	Intermediate	NA	NA	NA	NA	N
15237	SBC	Tiburon	Marin	Intermediate	NA	NA	NA	NA	N
15254	Williams Sonoma	San Francisco	San Francisco	Intermediate	NA	NA	NA	NA	N

Bay Area Air Quality Management District
2026 Toxic Air Contaminant Control Program Annual Report

15282	Comcast Cable Corporation	Rohnert Park	Sonoma	Intermediate	NA	NA	NA	NA	N
15284	City of Dublin	Dublin	Alameda	Intermediate	2022	1	0	NA	N
15290	Comcast Communications	San Francisco	San Francisco	Intermediate	NA	NA	NA	NA	N
15292	IKEA California LLC	East Palo Alto	San Mateo	Intermediate	2003	6.6	0.9	NA	Y
15305	Stanford Health Care Tri-Valley	Livermore	Alameda	Intermediate	NA	NA	NA	NA	N
15337	Verizon Global Networks	San Francisco	San Francisco	Intermediate	NA	NA	NA	NA	Y
15346	IBM Corporation	San Jose	Santa Clara	Intermediate	NA	NA	NA	NA	N
15356	Sonoma County Morgue	Santa Rosa	Sonoma	Intermediate	NA	NA	NA	NA	N
15358	KPIX TV 5	San Francisco	San Francisco	Intermediate	NA	NA	NA	NA	N
15433	Marin Municipal Water District	Tiburon	Marin	Intermediate	NA	NA	NA	NA	N
15446	Tamalpais Community Services District	Mill Valley	Marin	Intermediate	NA	NA	NA	NA	N
15454	The Peninsula Mandalay OA c/o Titan Management	South San Francisco	San Mateo	Intermediate	NA	NA	NA	NA	Y
15473	City of Milpitas	Milpitas	Santa Clara	Intermediate	NA	NA	NA	NA	N
15505	The Home Depot #1044	Hercules	Contra Costa	Intermediate	NA	NA	NA	NA	N

Bay Area Air Quality Management District
2026 Toxic Air Contaminant Control Program Annual Report

15529	City of Sunnyvale - DPS -164-0 & 165-0	Sunnyvale	Santa Clara	Intermediate	2019	9.9	0.9	NA	N
15532	Carneros Business Park	Sonoma	Sonoma	Intermediate	NA	NA	NA	NA	N
15546	Westfield Oakridge	San Jose	Santa Clara	Intermediate	NA	NA	NA	NA	N
15550	Amports	Benicia	Solano	Intermediate	NA	NA	NA	NA	N
15583	Cisco Systems Inc	Milpitas	Santa Clara	Intermediate	NA	NA	NA	NA	N
15585	Comcast Communications	San Francisco	San Francisco	Intermediate	NA	NA	NA	NA	N
15598	AXA Rosenberg Global Services LLC	Fairfield	Solano	Intermediate	NA	NA	NA	NA	N
15608	Photon Dynamics - Orbotech	San Jose	Santa Clara	Intermediate	NA	NA	NA	NA	N
15612	Martin Building Company	San Francisco	San Francisco	Intermediate	NA	NA	NA	NA	Y
15613	Operating Engineers Local Union #3 Federal Credit	Livermore	Alameda	Intermediate	NA	NA	NA	NA	N
15619	Foundry Square IV	San Francisco	San Francisco	Intermediate	NA	NA	NA	NA	N
15624	199 New Montgomery Owners Assoc c/o Titan Mgmt Grp	San Francisco	San Francisco	Intermediate	NA	NA	NA	NA	N
15653	The Home Depot Store #1076	Brentwood	Contra Costa	Intermediate	2005	2.4	0.9	NA	N
15658	Pacific Bell/SBC Environmental	Novato	Marin	Intermediate	NA	NA	NA	NA	N

Bay Area Air Quality Management District
2026 Toxic Air Contaminant Control Program Annual Report

15702	Napa County Sheriff Facility	Napa	Napa	Intermediate	NA	NA	NA	NA	N
15731	The Home Depot Store #6652	Napa	Napa	Intermediate	NA	NA	NA	NA	N
15780	City of Gilroy	Gilroy	Santa Clara	Intermediate	NA	NA	NA	NA	N
15785	AT&T Bush Street	San Francisco	San Francisco	Intermediate	NA	NA	NA	NA	N
15812	One Bush, Inc c/o Property Management	San Francisco	San Francisco	Intermediate	NA	NA	NA	NA	N
15827	City of Gilroy	Gilroy	Santa Clara	Intermediate	NA	NA	NA	NA	Y
15828	Santa Clara County Roads & Airports Dept	Sunnyvale	Santa Clara	Intermediate	NA	NA	NA	NA	N
15831	The Metropolitan Association	San Francisco	San Francisco	Intermediate	NA	NA	NA	NA	N
15835	University Circle	East Palo Alto	San Mateo	Intermediate	NA	NA	NA	NA	Y
15839	Santa Clara Police Facility	Santa Clara	Santa Clara	Intermediate	NA	NA	NA	NA	N
15872	The Home Depot Store #0632	San Mateo	San Mateo	Intermediate	NA	NA	NA	NA	N
15874	The J David Gladstone Institutes	San Francisco	San Francisco	Intermediate	NA	NA	NA	NA	N
15888	Dublin San Ramon Services District	Dublin	Alameda	Intermediate	NA	NA	NA	NA	N
15889	Dublin San Ramon Services District	Dublin	Alameda	Intermediate	2004	1.96	o	NA	N

Bay Area Air Quality Management District
2026 Toxic Air Contaminant Control Program Annual Report

15933	Comcast of California IX, Inc	San Mateo	San Mateo	Intermediate	NA	NA	NA	NA	N
15934	Comcast of California/Massachusetts/Michigan/Utah,	Walnut Creek	Contra Costa	Intermediate	NA	NA	NA	NA	N
15935	Comcast of California/Colorado/Texas/Washington	Pleasanton	Alameda	Intermediate	2023	7	0.01	NA	N
15939	U S Technical Ceramics Inc	Morgan Hill	Santa Clara	Intermediate	NA	NA	NA	NA	Y
15948	The Home Depot Store #0634	Concord	Contra Costa	Intermediate	NA	NA	NA	NA	Y
15960	Comcast Cable Corporation	Petaluma	Sonoma	Intermediate	NA	NA	NA	NA	N
15999	Frank Family Vineyards	Calistoga	Napa	Intermediate	2019	8.5	0	NA	N
16024	Genentech, Inc	South San Francisco	San Mateo	Intermediate	NA	NA	NA	NA	Y
16037	Santa Clara County Roads & Airports Dept	San Jose	Santa Clara	Intermediate	NA	NA	NA	NA	N
16039	Comcast Cable Corporation	Pinole	Contra Costa	Intermediate	NA	NA	NA	NA	Y
16073	Visa Land Development II, L P	Foster City	San Mateo	Intermediate	NA	NA	NA	NA	N
16081	City of Calistoga - Water Treatment Plant	Calistoga	Napa	Intermediate	NA	NA	NA	NA	N
16091	Comcast of California III, Inc	San Francisco	San Francisco	Intermediate	NA	NA	NA	NA	Y
16092	Comcast of Colorado/Texas/Washington, Inc	Pittsburg	Contra Costa	Intermediate	NA	NA	NA	NA	Y

Bay Area Air Quality Management District
2026 Toxic Air Contaminant Control Program Annual Report

16117	Verizon Wireless	Martinez	Contra Costa	Intermediate	NA	NA	NA	NA	N
16118	Verizon Wireless (South Gilroy)	Gilroy	Santa Clara	Intermediate	NA	NA	NA	NA	Y
16125	San Jose Fire Dept Stn#13 / Accts Payable	San Jose	Santa Clara	Intermediate	NA	NA	NA	NA	N
16127	Pacific Bell (dba: AT&T CA)	Pleasanton	Alameda	Intermediate	2007	6.7	0	NA	N
16163	Suisun - Solano Water Authority Sports Complex	Suisun City	Solano	Intermediate	NA	NA	NA	NA	N
16200	The Gymboree Corporation	San Francisco	San Francisco	Intermediate	2004	4.9	0.9	NA	N
16242	Sonoma-Cutrer Vineyards	Windsor	Sonoma	Intermediate	NA	NA	NA	NA	N
16265	BP3-SF8 1400 FI LLC	San Mateo	San Mateo	Intermediate	NA	NA	NA	NA	N
16280	Verizon Wireless- HWY 35/280	San Bruno	San Mateo	Intermediate	NA	NA	NA	NA	N
16299	Lowe's HIW, Inc	Fremont	Alameda	Intermediate	NA	NA	NA	NA	N
16318	KNTV Television, Inc	San Jose	Santa Clara	Intermediate	NA	NA	NA	NA	N
16325	Mid Peninsula Water District	Woodside	San Mateo	Intermediate	NA	NA	NA	NA	N
16344	International Hotel	San Francisco	San Francisco	Intermediate	NA	NA	NA	NA	N
16370	San Francisco Public Library	San Francisco	San Francisco	Intermediate	NA	NA	NA	NA	Y

Bay Area Air Quality Management District
2026 Toxic Air Contaminant Control Program Annual Report

16374	Wal-Mart Store #5435 c/o APTIM	San Jose	Santa Clara	Intermediate	NA	NA	NA	NA	Y
16384	San Rafael Sanitation District	San Rafael	Marin	Intermediate	NA	NA	NA	NA	N
16386	San Rafael Sanitation District	San Rafael	Marin	Intermediate	NA	NA	NA	NA	N
16399	Cushman / Wakefield, Agent for Adobe Sys, Inc	San Francisco	San Francisco	Intermediate	NA	NA	NA	NA	N
16402	Hall Wines	Rutherford	Napa	Intermediate	NA	NA	NA	NA	N
16411	City of Alameda / Public Works Dept	Alameda	Alameda	Intermediate	2007	1.4	0.9	NA	N
16422	City of San Jose, SBWRP	San Jose	Santa Clara	Intermediate	2004	9.93	0	NA	Y
16437	City of Rohnert Park	Rohnert Park	Sonoma	Intermediate	NA	NA	NA	NA	N
16441	City of Hayward Department of Public Works	Hayward	Alameda	Intermediate	2005	9.1	0.9	NA	N
16442	City of Hayward Well D2	Hayward	Alameda	Intermediate	NA	NA	NA	NA	Y
16443	City of Hayward Well C	Hayward	Alameda	Intermediate	NA	NA	NA	NA	Y
16444	City of Hayward Well B	Hayward	Alameda	Intermediate	NA	NA	NA	NA	Y
16445	City of Hayward Garin P/S	Hayward	Alameda	Intermediate	NA	NA	NA	NA	N
16446	City of Hayward 1000' Reservoir	Hayward	Alameda	Intermediate	NA	NA	NA	NA	N

Bay Area Air Quality Management District
2026 Toxic Air Contaminant Control Program Annual Report

16447	City of Hayward 750' Reservoir	Hayward	Alameda	Intermediate	NA	NA	NA	NA	N
16518	Northrop Grumman Systems Corp	San Jose	Santa Clara	Intermediate	NA	NA	NA	NA	N
16543	Peninsula Property JV LLC	Burlingame	San Mateo	Intermediate	NA	NA	NA	NA	N
16552	Contra Costa Water District	Concord	Contra Costa	Intermediate	2005	2.2	NA	NA	N
16581	Daly City	Daly City	San Mateo	Intermediate	NA	NA	NA	NA	N
16603	Verizon Wireless-816226	San Jose	Santa Clara	Intermediate	NA	NA	NA	NA	N
16627	Worldpac	Newark	Alameda	Intermediate	NA	NA	NA	NA	N
16635	San Francisco Public Utilities Commission	Daly City	San Mateo	Intermediate	NA	NA	NA	NA	N
16652	Hudson Metro Plaza, LLC	San Jose	Santa Clara	Intermediate	NA	NA	NA	NA	N
16701	CA 201 Mission Street - LLP	San Francisco	San Francisco	Intermediate	NA	NA	NA	NA	N
16703	California Water Service Company	Redwood City	San Mateo	Intermediate	NA	NA	NA	NA	N
16705	Hilton San Francisco Airport Hotel	Burlingame	San Mateo	Intermediate	NA	NA	NA	NA	N
16708	San Francisco Museum of Modern Art	San Francisco	San Francisco	Intermediate	NA	NA	NA	NA	Y
16710	Lowe's HIW, Inc	Antioch	Contra Costa	Intermediate	NA	NA	NA	NA	N

Bay Area Air Quality Management District
2026 Toxic Air Contaminant Control Program Annual Report

16717	San Francisco Public Utilities Commission	San Francisco	San Francisco	Intermediate	NA	NA	NA	NA	N
16722	Villa Marin Homeowners Association	San Rafael	Marin	Intermediate	NA	NA	NA	NA	N
16743	Neiman Marcus	San Francisco	San Francisco	Intermediate	NA	NA	NA	NA	Y
16747	Reutlinger Community For Jewish Living	Danville	Contra Costa	Intermediate	NA	NA	NA	NA	N
16787	Bayside Area Development, LLC c/ CBRE, Inc	South San Francisco	San Mateo	Intermediate	2005	9.98	NA	NA	Y
16794	The Home Depot Store #1092	Daly City	San Mateo	Intermediate	NA	NA	NA	NA	N
16812	City of San Jose Municipal Water	San Jose	Santa Clara	Intermediate	NA	NA	NA	NA	N
16817	Renesas Electronics America Inc.	Milpitas	Santa Clara	Intermediate	NA	NA	NA	NA	N
16825	Lowe's HIW, Inc #1901	Cotati	Sonoma	Intermediate	NA	NA	NA	NA	N
16829	The Home Depot Store #0641	Rohnert Park	Sonoma	Intermediate	NA	NA	NA	NA	Y
16833	Santa Rosa Silvercrest Residences	Santa Rosa	Sonoma	Intermediate	NA	NA	NA	NA	N
16850	SPRINT	Oakland	Alameda	Intermediate	NA	NA	NA	NA	N
16853	Town of Windsor	Windsor	Sonoma	Intermediate	2004	2	NA	NA	N
16858	Sprint San Jose POP	San Jose	Santa Clara	Intermediate	NA	NA	NA	NA	N

Bay Area Air Quality Management District
2026 Toxic Air Contaminant Control Program Annual Report

16866	County of Sonoma	Santa Rosa	Sonoma	Intermediate	NA	NA	NA	NA	N
16887	Charleston Properties	Mountain View	Santa Clara	Intermediate	NA	NA	NA	NA	N
16908	Beacon Commercial Owners Association	San Francisco	San Francisco	Intermediate	NA	NA	NA	NA	N
16917	Verizon Wireless Piedmont Sierra	San Jose	Santa Clara	Intermediate	NA	NA	NA	NA	N
16919	KBHK TV	San Francisco	San Francisco	Intermediate	NA	NA	NA	NA	N
16924	Kilroy Realty, LP	San Francisco	San Francisco	Intermediate	NA	NA	NA	NA	N
16927	Fairfield-Suisun Sewer District	Fairfield	Solano	Intermediate	NA	NA	NA	NA	N
16965	Ikea US West Inc - 165 Emeryville	Emeryville	Alameda	Intermediate	NA	NA	NA	NA	Y
16987	Sonoma County Water Agency	Petaluma	Sonoma	Intermediate	NA	NA	NA	NA	N
16994	Thermo Fisher Scientific (dba Dionex)	Sunnyvale	Santa Clara	Intermediate	NA	NA	NA	NA	N
17018	San Jose Redevelopment Agency	San Jose	Santa Clara	Intermediate	NA	NA	NA	NA	Y
17019	Cadence Design Systems, Inc	San Jose	Santa Clara	Intermediate	NA	NA	NA	NA	N
17049	Verizon Wireless	Milpitas	Santa Clara	Intermediate	NA	NA	NA	NA	N
17081	City of Gilroy	Gilroy	Santa Clara	Intermediate	NA	NA	NA	NA	N

Bay Area Air Quality Management District
2026 Toxic Air Contaminant Control Program Annual Report

17082	City of Gilroy	Gilroy	Santa Clara	Intermediate	NA	NA	NA	NA	Y
17112	KNTV Television	Daly City	San Mateo	Intermediate	NA	NA	NA	NA	N
17113	County of Marin, Jail	San Rafael	Marin	Intermediate	NA	NA	NA	NA	N
17114	Alameda County Public Works Agency	Oakland	Alameda	Intermediate	NA	NA	NA	NA	Y
17141	City of Milpitas	Milpitas	Santa Clara	Intermediate	NA	NA	NA	NA	N
17144	Westborough Water District-Rowntree Lift Station	South San Francisco	San Mateo	Intermediate	NA	NA	NA	NA	N
17152	City of Milpitas	Milpitas	Santa Clara	Intermediate	NA	NA	NA	NA	N
17154	City of Milpitas	Milpitas	Santa Clara	Intermediate	2016	9.9	0.9	NA	N
17156	City of Milpitas	Milpitas	Santa Clara	Intermediate	2010	9.97	0.01	NA	N
17160	City of Milpitas	Milpitas	Santa Clara	Intermediate	NA	NA	NA	NA	N
17163	City of Milpitas	Milpitas	Santa Clara	Intermediate	NA	NA	NA	NA	N
17179	Mission Creek Community/Mercy Housing Grp	San Francisco	San Francisco	Intermediate	NA	NA	NA	NA	N
17214	City of Milpitas	Milpitas	Santa Clara	Intermediate	NA	NA	NA	NA	N
17232	City of Santa Clara - Well Site: Zone 1, 28	Santa Clara	Santa Clara	Intermediate	NA	NA	NA	NA	N

Bay Area Air Quality Management District
2026 Toxic Air Contaminant Control Program Annual Report

17234	City of Santa Clara - Well Site: Zone 2, 17-02	Santa Clara	Santa Clara	Intermediate	NA	NA	NA	NA	N
17235	City of Santa Clara - Well Site: Zone 2A, 15	Santa Clara	Santa Clara	Intermediate	NA	NA	NA	NA	N
17236	City of Santa Clara - Well Site: Zone 1, 7	Santa Clara	Santa Clara	Intermediate	NA	NA	NA	NA	N
17237	City of Santa Clara - Well Site: Zone 1, 3-02	Santa Clara	Santa Clara	Intermediate	NA	NA	NA	NA	N
17240	City of Santa Clara - Water Booster Site: Serra	Santa Clara	Santa Clara	Intermediate	NA	NA	NA	NA	N
17245	City of Santa Clara - "Freedom Circle" Storm	Santa Clara	Santa Clara	Intermediate	NA	NA	NA	NA	N
17246	City of Santa Clara - Fairway Glen Storm	Santa Clara	Santa Clara	Intermediate	NA	NA	NA	NA	N
17247	City of Santa Clara - Lakeside Storm	Santa Clara	Santa Clara	Intermediate	NA	NA	NA	NA	N
17252	City of Santa Clara - Westside Storm	Santa Clara	Santa Clara	Intermediate	NA	NA	NA	NA	N
17287	F1 Stevenson LLC c/o Cushman & Wakefield	San Francisco	San Francisco	Intermediate	NA	NA	NA	NA	N
17291	Watermark HOA	San Francisco	San Francisco	Intermediate	NA	NA	NA	NA	N
17306	Sonoma County Water Agency-Sonoma Booster Station	Santa Rosa	Sonoma	Intermediate	2020	1.74	o	NA	N
17314	Silicon Valley Bank	Santa Clara	Santa Clara	Intermediate	NA	NA	NA	NA	N
17320	T-Mobile USA Inc	San Francisco	San Francisco	Intermediate	NA	NA	NA	NA	Y

Bay Area Air Quality Management District
2026 Toxic Air Contaminant Control Program Annual Report

17323	City of Santa Clara, Electric Utility Yard	Santa Clara	Santa Clara	Intermediate	NA	NA	NA	NA	N
17326	City of Santa Clara, Park Service Ctr	Santa Clara	Santa Clara	Intermediate	2021	5	0	NA	N
17334	Lowe's HIW, Inc	Sunnyvale	Santa Clara	Intermediate	NA	NA	NA	NA	N
17340	Sutter Bay Medical Foundation DB Palo Alto M F	Fremont	Alameda	Intermediate	NA	NA	NA	NA	N
17369	City of Hayward	Hayward	Alameda	Intermediate	NA	NA	NA	NA	N
17372	Cal Academy of Sciences 501/C3 Non-Profit Corp	San Francisco	San Francisco	Intermediate	NA	NA	NA	NA	N
17381	Dallas Ranch MSL, LLC - a DE Limited Liability Co	Antioch	Contra Costa	Intermediate	NA	NA	NA	NA	N
17386	Broadcom Limited	Sunnyvale	Santa Clara	Intermediate	NA	NA	NA	NA	N
17400	Millennium Tower Association	San Francisco	San Francisco	Intermediate	NA	NA	NA	NA	N
17407	Fisher Investments	San Mateo	San Mateo	Intermediate	2005	5.8	0	NA	N
17417	AlmaVia of San Rafael	San Rafael	Marin	Intermediate	NA	NA	NA	NA	N
17442	Verizon Wireless (Nicasio)	Nicasio	Marin	Intermediate	NA	NA	NA	NA	N
17443	Verizon Wireless (Hwy 4 Bypass)	Antioch	Contra Costa	Intermediate	NA	NA	NA	NA	N
17458	Verizon Wireless (Sebastopol)	Sebastopol	Sonoma	Intermediate	NA	NA	NA	NA	N

Bay Area Air Quality Management District
2026 Toxic Air Contaminant Control Program Annual Report

17462	City of Redwood City #5546	Redwood City	San Mateo	Intermediate	NA	NA	NA	NA	Y
17466	City of Redwood City #8520	Redwood City	San Mateo	Intermediate	NA	NA	NA	NA	N
17474	Marina Village Pump Station - Town of Corte Madera	Corte Madera	Marin	Intermediate	NA	NA	NA	NA	N
17478	City of Berkeley Fire Department	Berkeley	Alameda	Intermediate	NA	NA	NA	NA	N
17483	City of Redwood City	Redwood City	San Mateo	Intermediate	NA	NA	NA	NA	N
17506	City of Redwood City	Redwood City	San Mateo	Intermediate	NA	NA	NA	NA	N
17507	City of Redwood City	Redwood City	San Mateo	Intermediate	NA	NA	NA	NA	N
17517	Fed Ex Express - SFOA	San Francisco	San Francisco	Intermediate	NA	NA	NA	NA	N
17518	FedEx Express - OAKRT	Oakland	Alameda	Intermediate	NA	NA	NA	NA	Y
17528	The Infinity Owners Association	San Francisco	San Francisco	Intermediate	NA	NA	NA	NA	N
17533	FedEx Express-OAKH	Oakland	Alameda	Intermediate	NA	NA	NA	NA	Y
17536	188 KING STREET HOA	San Francisco	San Francisco	Intermediate	NA	NA	NA	NA	N
17556	101 Second Street Inc	San Francisco	San Francisco	Intermediate	NA	NA	NA	NA	N
17571	Ardagh Group	Fairfield	Solano	Intermediate	NA	NA	NA	NA	N

Bay Area Air Quality Management District
2026 Toxic Air Contaminant Control Program Annual Report

17573	San Francisco Municipal Railway	San Francisco	San Francisco	Intermediate	2006	1.58	o	NA	N
17584	Alexandria Real Estate Equities, Inc	South San Francisco	San Mateo	Intermediate	2006	2.1	o	NA	Y
17587	Global Power Group Inc (Toys "R" Us)	Redwood City	San Mateo	Intermediate	NA	NA	NA	NA	Y
17597	Sterling Vineyards	Calistoga	Napa	Intermediate	NA	NA	NA	NA	N
17604	Downtown Properties V,LLC c/o Spectrum Interests	San Mateo	San Mateo	Intermediate	NA	NA	NA	NA	Y
17621	Skywest Emergency Pump Station	Hayward	Alameda	Intermediate	NA	NA	NA	NA	Y
17622	City of Daly City	Daly City	San Mateo	Intermediate	NA	NA	NA	NA	N
17633	Amidi Real Estate Plug and Play, LLC	Sunnyvale	Santa Clara	Intermediate	NA	NA	NA	NA	N
17658	City Of San Mateo Fire Station #23	San Mateo	San Mateo	Intermediate	NA	NA	NA	NA	N
17659	Mt Diablo Plaza	Walnut Creek	Contra Costa	Intermediate	NA	NA	NA	NA	N
17668	Tata Communications [America] Inc	Santa Clara	Santa Clara	Intermediate	NA	NA	NA	NA	N
17672	Sanrio, Inc	South San Francisco	San Mateo	Intermediate	NA	NA	NA	NA	Y
17675	Sheriff's Dept County Jail 1 & 2	San Francisco	San Francisco	Intermediate	NA	NA	NA	NA	Y
17685	Eastern Contra Costa Transit Authority	Antioch	Contra Costa	Intermediate	NA	NA	NA	NA	Y

Bay Area Air Quality Management District
2026 Toxic Air Contaminant Control Program Annual Report

17689	The Home Depot Store #0625	San Leandro	Alameda	Intermediate	NA	NA	NA	NA	Y
17696	Stanford University	Palo Alto	Santa Clara	Intermediate	NA	NA	NA	NA	N
17702	The Home Depot Store #0644	Pittsburg	Contra Costa	Intermediate	NA	NA	NA	NA	Y
17703	The Home Depot Store #0627	Emeryville	Alameda	Intermediate	NA	NA	NA	NA	Y
17704	The Home Depot Store #0640	Sunnyvale	Santa Clara	Intermediate	NA	NA	NA	NA	N
17710	3E Company/Regulatory Dept c/o Home Depot #6603	East Palo Alto	San Mateo	Intermediate	2023	0.29	0	NA	Y
17717	2350 Mission Building, LLC	Santa Clara	Santa Clara	Intermediate	NA	NA	NA	NA	N
17728	Fry's Electronics Inc	Sunnyvale	Santa Clara	Intermediate	NA	NA	NA	NA	N
17730	The Home Depot Store #6604	San Ramon	Contra Costa	Intermediate	NA	NA	NA	NA	N
17731	The Home Depot Store #6621	San Jose	Santa Clara	Intermediate	NA	NA	NA	NA	N
17733	The Home Depot #6635	San Jose	Santa Clara	Intermediate	NA	NA	NA	NA	N
17734	The Home Depot Store #6636	Fremont	Alameda	Intermediate	NA	NA	NA	NA	N
17740	The Home Depot Store #6678	Livermore	Alameda	Intermediate	NA	NA	NA	NA	N
17741	The Home Depot Store #6655	Colma	San Mateo	Intermediate	NA	NA	NA	NA	N

Bay Area Air Quality Management District
2026 Toxic Air Contaminant Control Program Annual Report

17742	The Home Depot Store #6677	Gilroy	Santa Clara	Intermediate	2023	5.9	0	NA	Y
17753	Oracle America	Pleasanton	Alameda	Intermediate	NA	NA	NA	NA	N
17759	City of South San Francisco (Pump Station #3)	South San Francisco	San Mateo	Intermediate	NA	NA	NA	NA	Y
17761	Mavericks Realty Management	San Francisco	San Francisco	Intermediate	NA	NA	NA	NA	N
17787	City of Fremont	Fremont	Alameda	Intermediate	NA	NA	NA	NA	N
17788	City Heights At Pellier Park	San Jose	Santa Clara	Intermediate	NA	NA	NA	NA	N
17805	AT & T Corp	Hayward	Alameda	Intermediate	NA	NA	NA	NA	N
17811	United Parcel Service	Richmond	Contra Costa	Intermediate	NA	NA	NA	NA	Y
17898	New San Francisco Federal Building	San Francisco	San Francisco	Intermediate	2006	9.99	0.01	NA	Y
17902	Verizon Wireless (Smiley Tower)	Mountain View	Santa Clara	Intermediate	NA	NA	NA	NA	N
17904	AT&T	Point Reyes Station	Marin	Intermediate	NA	NA	NA	NA	N
17930	The Home Depot Store #1379	Santa Rosa	Sonoma	Intermediate	NA	NA	NA	NA	N
17946	Regulus	Napa	Napa	Intermediate	NA	NA	NA	NA	N
17947	City of Redwood City Public Works	Redwood City	San Mateo	Intermediate	NA	NA	NA	NA	N

Bay Area Air Quality Management District
2026 Toxic Air Contaminant Control Program Annual Report

17951	City of Hayward Public Works Utilities	Hayward	Alameda	Intermediate	NA	NA	NA	NA	N
17954	Verizon Wireless (East Antioch)	Antioch	Contra Costa	Intermediate	NA	NA	NA	NA	N
17976	Byron Bethany Irrigation District	Byron	Contra Costa	Intermediate	2008	5.8	o	NA	N
17991	AT&T Corp	Novato	Marin	Intermediate	NA	NA	NA	NA	N
17994	Verizon Wireless (McKee & Toyon)	San Jose	Santa Clara	Intermediate	NA	NA	NA	NA	N
17995	Verizon Wireless (Rancho Solano)	Fairfield	Solano	Intermediate	NA	NA	NA	NA	N
18009	Skyline at Tamien Station Association	San Jose	Santa Clara	Intermediate	NA	NA	NA	NA	N
18027	City of Oakland, Envr Scvs Division	Oakland	Alameda	Intermediate	NA	NA	NA	NA	Y
18034	Trans Bay Cable LLC	Pittsburg	Contra Costa	Intermediate	NA	NA	NA	NA	Y
18039	Cisco Systems Inc	San Jose	Santa Clara	Intermediate	2008	5.3	o	NA	N
18040	The Shops at Tanforan	San Bruno	San Mateo	Intermediate	NA	NA	NA	NA	Y
18054	Terraces Home Owner's Association	Dublin	Alameda	Intermediate	NA	NA	NA	NA	N
18058	Best Buy Company, Inc	San Rafael	Marin	Intermediate	NA	NA	NA	NA	Y
18059	Prologis	Fremont	Alameda	Intermediate	NA	NA	NA	NA	N

Bay Area Air Quality Management District
2026 Toxic Air Contaminant Control Program Annual Report

18067	Sanitary District No 2 of Marin County	Corte Madera	Marin	Intermediate	2007	9.7	0.01	NA	N
18095	The Swig Company	San Francisco	San Francisco	Intermediate	NA	NA	NA	NA	N
18155	4988 Great America Pkwy, Santa Clara, CA 95054	Santa Clara	Santa Clara	Intermediate	NA	NA	NA	NA	N
18169	Woodside Fire Station #19	Woodside	San Mateo	Intermediate	2007	9.7	0.01	NA	N
18232	Contra Costa County Fire Protection Dist	Concord	Contra Costa	Intermediate	NA	NA	NA	NA	N
18252	Silicon Valley Animal Control Authority	Santa Clara	Santa Clara	Intermediate	NA	NA	NA	NA	N
18254	ISCS, Inc	San Jose	Santa Clara	Intermediate	NA	NA	NA	NA	N
18259	County of Santa Clara - VHC Gilroy	Gilroy	Santa Clara	Intermediate	NA	NA	NA	NA	Y
18262	225 Bush St Owners LLC c/o 225 Bush St Partners	San Francisco	San Francisco	Intermediate	NA	NA	NA	NA	N
18271	Council On Aging	Santa Rosa	Sonoma	Intermediate	NA	NA	NA	NA	Y
18275	City of Belmont	Belmont	San Mateo	Intermediate	NA	NA	NA	NA	N
18292	Paradise Valley Estates	Fairfield	Solano	Intermediate	2007	8.4	0	NA	N
18367	FedEx Freight	Santa Clara	Santa Clara	Intermediate	NA	NA	NA	NA	N
18395	Lowe's of Dublin, CA#2273	Dublin	Alameda	Intermediate	NA	NA	NA	NA	N

Bay Area Air Quality Management District
2026 Toxic Air Contaminant Control Program Annual Report

18397	American Multi Cinema, Inc	San Francisco	San Francisco	Intermediate	NA	NA	NA	NA	N
18400	Golden Gate Ntl Recreation Area	Sausalito	Marin	Intermediate	NA	NA	NA	NA	N
18401	Luminous Solar West, LLC	South San Francisco	San Mateo	Intermediate	NA	NA	NA	NA	Y
18422	AT&T CA	San Rafael	Marin	Intermediate	NA	NA	NA	NA	N
18424	County of Marin, Juvenile Hall	San Rafael	Marin	Intermediate	NA	NA	NA	NA	N
18462	Stanford Medicine Outpatient Center	Redwood City	San Mateo	Intermediate	2008	2.5	0	NA	Y
18482	Alameda County Public Works Agency	Hayward	Alameda	Intermediate	NA	NA	NA	NA	Y
18507	Verizon Wireless (Lockheed)	Sunnyvale	Santa Clara	Intermediate	NA	NA	NA	NA	N
18522	Sonoma Airport Properties, LLC	Santa Rosa	Sonoma	Intermediate	NA	NA	NA	NA	N
18533	Verizon Wireless (Knightsen)	Brentwood	Contra Costa	Intermediate	NA	NA	NA	NA	N
18542	Napa County Animal Shelter	Napa	Napa	Intermediate	NA	NA	NA	NA	N
18553	Cupertino City Center Buildings	Cupertino	Santa Clara	Intermediate	NA	NA	NA	NA	N
18593	Healthpeak Properties Inc. c/o CB Richard Ellis Property Manager	South San Francisco	San Mateo	Intermediate	NA	NA	NA	NA	Y
18599	SRS Development	Walnut Creek	Contra Costa	Intermediate	NA	NA	NA	NA	N

Bay Area Air Quality Management District
2026 Toxic Air Contaminant Control Program Annual Report

18615	Verizon Wireless (Kings Estate)	Oakland	Alameda	Intermediate	NA	NA	NA	NA	N
18624	Napa Sanitation District	Napa	Napa	Intermediate	NA	NA	NA	NA	N
18628	Alameda County Public Works Agency	Oakland	Alameda	Intermediate	NA	NA	NA	NA	Y
18636	California Water Service Company	Livermore	Alameda	Intermediate	NA	NA	NA	NA	N
18637	California Water Service Company	Livermore	Alameda	Intermediate	NA	NA	NA	NA	N
18650	The Home Depot Store #0637	Fairfield	Solano	Intermediate	NA	NA	NA	NA	Y
18653	Valeroso Stables	Petaluma	Sonoma	Intermediate	NA	NA	NA	NA	N
18655	The Home Depot Store #1861	San Jose	Santa Clara	Intermediate	NA	NA	NA	NA	N
18658	San Francisco Bay Bridge Toll Plaza	Oakland	Alameda	Intermediate	2007	1.2	o	NA	Y
18670	Point Pillar Development LLC	Half Moon Bay	San Mateo	Intermediate	NA	NA	NA	NA	N
18742	Verizon Wireless (Hamilton AFB)	Novato	Marin	Intermediate	NA	NA	NA	NA	N
18753	City of Santa Clara	Santa Clara	Santa Clara	Intermediate	2007	1.1	NA	NA	N
18759	Deer Creek Pump Station, Purissima Hills Water Dist	Los Altos Hills	Santa Clara	Intermediate	NA	NA	NA	NA	N
18762	Verizon Wireless / ENGLISH HILL	Sebastopol	Sonoma	Intermediate	NA	NA	NA	NA	N

Bay Area Air Quality Management District
2026 Toxic Air Contaminant Control Program Annual Report

18769	Jay Paul Company	Sunnyvale	Santa Clara	Intermediate	2019	9.9	0.9	NA	N
18792	Rosewood Hotel	Menlo Park	San Mateo	Intermediate	NA	NA	NA	NA	N
18808	Verizon Wireless (Orwood Tract)	Brentwood	Contra Costa	Intermediate	2008	4.1	0	NA	N
18819	Stags Leap Winery	Napa	Napa	Intermediate	NA	NA	NA	NA	N
18822	Zone 7 Water Agency	Livermore	Alameda	Intermediate	NA	NA	NA	NA	N
18830	Avalon Bay Communities	San Francisco	San Francisco	Intermediate	NA	NA	NA	NA	N
18832	SSCOP Properties LLC	Petaluma	Sonoma	Intermediate	NA	NA	NA	NA	N
18838	BP MV Research Park, LLC, c/o Boston Properties	Mountain View	Santa Clara	Intermediate	NA	NA	NA	NA	N
18852	Town of Hillsborough	Hillsborough	San Mateo	Intermediate	2008	8.3	NA	NA	N
18877	South San Francisco Water Quality	South San Francisco	San Mateo	Intermediate	NA	NA	NA	NA	Y
18895	Bay Area Rapid Transit	Dublin	Alameda	Intermediate	NA	NA	NA	NA	N
18905	Mare Island Outpatient Clinic	Vallejo	Solano	Intermediate	NA	NA	NA	NA	Y
18915	City of San Jose Municipal Water	San Jose	Santa Clara	Intermediate	2024	0.84	0	NA	N
18916	City of San Jose Municipal Water	San Jose	Santa Clara	Intermediate	NA	NA	NA	NA	N

Bay Area Air Quality Management District
2026 Toxic Air Contaminant Control Program Annual Report

18917	City of San Jose Municipal Water	San Jose	Santa Clara	Intermediate	NA	NA	NA	NA	N
18919	City of San Jose Municipal Water	San Jose	Santa Clara	Intermediate	NA	NA	NA	NA	N
18921	City of San Jose Municipal Water	San Jose	Santa Clara	Intermediate	NA	NA	NA	NA	N
18922	City of San Jose Municipal Water	San Jose	Santa Clara	Intermediate	NA	NA	NA	NA	N
18923	City of San Jose Municipal Water	San Jose	Santa Clara	Intermediate	NA	NA	NA	NA	N
18932	Verizon Wireless (Kirker Pass)	Concord	Contra Costa	Intermediate	NA	NA	NA	NA	Y
18934	Verizon Wireless (HWY 680/Bernal)	Pleasanton	Alameda	Intermediate	NA	NA	NA	NA	N
18941	Verizon Wireless (Harbor View)	Martinez	Contra Costa	Intermediate	NA	NA	NA	NA	N
18945	City of Fremont	Fremont	Alameda	Intermediate	NA	NA	NA	NA	N
18956	Argenta	San Francisco	San Francisco	Intermediate	NA	NA	NA	NA	Y
18971	UCSF/CPFM	San Francisco	San Francisco	Intermediate	2008	8.4	0.9	NA	N
18977	Hall Wines	Saint Helena	Napa	Intermediate	NA	NA	NA	NA	N
18979	Genomic Health, Inc	Redwood City	San Mateo	Intermediate	NA	NA	NA	NA	N
18984	ARE - San Francisco No 12 LLC	South San Francisco	San Mateo	Intermediate	NA	NA	NA	NA	Y

Bay Area Air Quality Management District
2026 Toxic Air Contaminant Control Program Annual Report

18985	Presentation Center, Los Gatos	Los Gatos	Santa Clara	Intermediate	NA	NA	NA	NA	N
19012	Lowe's HIW, Inc	San Jose	Santa Clara	Intermediate	NA	NA	NA	NA	Y
19025	City of Fremont Development	Fremont	Alameda	Intermediate	2008	3.2	o	NA	N
19068	Qualcomm	Santa Clara	Santa Clara	Intermediate	NA	NA	NA	NA	N
19083	County of San Mateo	La Honda	San Mateo	Intermediate	NA	NA	NA	NA	N
19089	San Francisco Public Utilities Commission	San Francisco	San Francisco	Intermediate	NA	NA	NA	NA	N
19090	San Francisco Public Utilities Commission	San Francisco	San Francisco	Intermediate	2010	1	NA	NA	N
19091	San Francisco Public Utilities Commission	San Francisco	San Francisco	Intermediate	NA	NA	NA	NA	N
19092	San Francisco Public Utilities Commission	San Francisco	San Francisco	Intermediate	NA	NA	NA	NA	Y
19094	San Francisco Public Utilities Commission	San Francisco	San Francisco	Intermediate	NA	NA	NA	NA	N
19135	Kaiser Permanente	Napa	Napa	Intermediate	NA	NA	NA	NA	N
19156	North Bay Regional Surgery Ctr	Novato	Marin	Intermediate	NA	NA	NA	NA	N
19170	North Coast County Water District	San Bruno	San Mateo	Intermediate	2008	3.1	o	NA	N
19179	MacroGenics West, Inc	South San Francisco	San Mateo	Intermediate	NA	NA	NA	NA	Y

Bay Area Air Quality Management District
2026 Toxic Air Contaminant Control Program Annual Report

19180	San Francisco Public Utilities Commission	San Francisco	San Francisco	Intermediate	NA	NA	NA	NA	Y
19213	Westin St Francis Hotel	San Francisco	San Francisco	Intermediate	NA	NA	NA	NA	Y
19227	Town of Los Gatos	Los Gatos	Santa Clara	Intermediate	NA	NA	NA	NA	N
19236	County of Marin	San Rafael	Marin	Intermediate	2008	9.2	0.01	NA	Y
19290	Verizon Wireless (Tomales)	Tomales	Marin	Intermediate	NA	NA	NA	NA	N
19301	East Contra Costa Fire District	Discovery Bay	Contra Costa	Intermediate	NA	NA	NA	NA	N
19306	Verizon Wireless-Victoria Island	Discovery Bay	Contra Costa	Intermediate	NA	NA	NA	NA	N
19316	Access Properties LLC	South San Francisco	San Mateo	Intermediate	NA	NA	NA	NA	Y
19317	ARM	San Jose	Santa Clara	Intermediate	NA	NA	NA	NA	N
19353	Hurricane Electric Internet Services	Fremont	Alameda	Intermediate	NA	NA	NA	NA	N
19366	Comcast Sportsnet Bay Area	San Francisco	San Francisco	Intermediate	NA	NA	NA	NA	N
19369	Verizon Wireless (Napa Airport)	Napa	Napa	Intermediate	NA	NA	NA	NA	N
19376	County of Santa Clara-Valley HealthCenter/Milpitas	Milpitas	Santa Clara	Intermediate	NA	NA	NA	NA	N
19379	Kaiser Permanente - Antioch Medical Center	Livermore	Alameda	Intermediate	NA	NA	NA	NA	N

Bay Area Air Quality Management District
2026 Toxic Air Contaminant Control Program Annual Report

19388	Nordstrom Inc	San Jose	Santa Clara	Intermediate	NA	NA	NA	NA	N
19404	Fairfield Fire Department - Station 41	Fairfield	Solano	Intermediate	NA	NA	NA	NA	N
19405	Fairfield Fire Department - Station 37	Fairfield	Solano	Intermediate	2009	1	0	NA	Y
19442	Sequoia Union High School District	Atherton	San Mateo	Intermediate	2018	9.9	0.9	NA	N
19453	UCSF / Oyster Point	South San Francisco	San Mateo	Intermediate	NA	NA	NA	NA	Y
19455	Verizon Wireless - Fulton Francisco	Fulton	Sonoma	Intermediate	NA	NA	NA	NA	N
19471	Bay Area Rapid Transit	Dublin	Alameda	Intermediate	NA	NA	NA	NA	N
19483	County of Marin	Novato	Marin	Intermediate	NA	NA	NA	NA	N
19498	Hundred Acre Wine Group	Calistoga	Napa	Intermediate	NA	NA	NA	NA	N
19504	City of Fremont	Fremont	Alameda	Intermediate	NA	NA	NA	NA	N
19512	City of Union City	Union City	Alameda	Intermediate	NA	NA	NA	NA	N
19518	Altamont Pump Station, Purissima Hills Water Dist	Los Altos Hills	Santa Clara	Intermediate	NA	NA	NA	NA	N
19535	Visa, Inc	Foster City	San Mateo	Intermediate	NA	NA	NA	NA	N
19548	San Leandro Senior Housing, Inc	San Leandro	Alameda	Intermediate	NA	NA	NA	NA	N

Bay Area Air Quality Management District
2026 Toxic Air Contaminant Control Program Annual Report

19560	Lowe's HIW, Inc	San Jose	Santa Clara	Intermediate	NA	NA	NA	NA	N
19566	Verizon Wireless (Hwy 101 & Levesley)	Gilroy	Santa Clara	Intermediate	NA	NA	NA	NA	Y
19570	Verizon Wireless (Hwy 1 & 84)	San Gregorio	San Mateo	Intermediate	NA	NA	NA	NA	N
19574	City of Mountain View	Mountain View	Santa Clara	Intermediate	NA	NA	NA	NA	N
19584	Electric Power Research Institute	Palo Alto	Santa Clara	Intermediate	NA	NA	NA	NA	N
19588	Lowe's HIW, Inc #2604	Concord	Contra Costa	Intermediate	NA	NA	NA	NA	Y
19594	Lowe's HIW, Inc	San Jose	Santa Clara	Intermediate	NA	NA	NA	NA	N
19600	City of Union City	Union City	Alameda	Intermediate	NA	NA	NA	NA	N
19604	Judicial Council of California, JCC 38-A1	San Francisco	San Francisco	Intermediate	NA	NA	NA	NA	N
19605	El Camino Hospital - Los Gatos	Los Gatos	Santa Clara	Intermediate	NA	NA	NA	NA	N
19610	Verizon Wireless (MFoxworthy)	San Jose	Santa Clara	Intermediate	NA	NA	NA	NA	N
19614	Trinity Properties	San Francisco	San Francisco	Intermediate	NA	NA	NA	NA	Y
19645	Bio-Rad Laboratories	Richmond	Contra Costa	Intermediate	NA	NA	NA	NA	Y
19655	SFPUC - SCVWD Intertie Pump Station	Milpitas	Santa Clara	Intermediate	NA	NA	NA	NA	N

Bay Area Air Quality Management District
2026 Toxic Air Contaminant Control Program Annual Report

19670	The Meadows of Napa Valley	Napa	Napa	Intermediate	2017	6.8	o	NA	N
19675	City of Belmont	Belmont	San Mateo	Intermediate	NA	NA	NA	NA	N
19702	Wind River Systems, Inc	Alameda	Alameda	Intermediate	NA	NA	NA	NA	N
19709	County of San Mateo	Redwood City	San Mateo	Intermediate	NA	NA	NA	NA	Y
19716	City of San Jose Fire Station # 2 /Accts Payable	San Jose	Santa Clara	Intermediate	2009	5.8	o	NA	N
19722	Scale AI Headquarters	San Francisco	San Francisco	Intermediate	NA	NA	NA	NA	N
19737	Avalon Bay Communities, Inc	Walnut Creek	Contra Costa	Intermediate	NA	NA	NA	NA	N
19741	Nordstrom, Inc	Walnut Creek	Contra Costa	Intermediate	NA	NA	NA	NA	N
19749	Brannan Owners Association	San Francisco	San Francisco	Intermediate	NA	NA	NA	NA	N
19758	60SOMA Fee Owner CA,LLC c/o Harvest Properties	San Jose	Santa Clara	Intermediate	NA	NA	NA	NA	N
19763	The Town of Los Gatos	Los Gatos	Santa Clara	Intermediate	NA	NA	NA	NA	N
19767	Contra Costa County Firestation#83	Antioch	Contra Costa	Intermediate	NA	NA	NA	NA	Y
19788	Fourth Street Apartments	San Jose	Santa Clara	Intermediate	NA	NA	NA	NA	N
19792	San Jose Water Company	Los Gatos	Santa Clara	Intermediate	NA	NA	NA	NA	N

Bay Area Air Quality Management District
2026 Toxic Air Contaminant Control Program Annual Report

19793	San Jose Water Company	San Jose	Santa Clara	Intermediate	NA	NA	NA	NA	N
19794	San Jose Water Company	San Jose	Santa Clara	Intermediate	NA	NA	NA	NA	N
19795	San Jose Water Company	Saratoga	Santa Clara	Intermediate	NA	NA	NA	NA	N
19796	San Jose Water Company	San Jose	Santa Clara	Intermediate	NA	NA	NA	NA	N
19798	Fremont Surgery Center	Fremont	Alameda	Intermediate	NA	NA	NA	NA	N
19799	San Jose Water Company	San Jose	Santa Clara	Intermediate	NA	NA	NA	NA	N
19801	San Jose Water Company	Los Gatos	Santa Clara	Intermediate	NA	NA	NA	NA	N
19804	San Jose Water Company	San Jose	Santa Clara	Intermediate	NA	NA	NA	NA	Y
19805	SJW Vickery Av Station	Saratoga	Santa Clara	Intermediate	2020	9.9	0	NA	N
19808	San Jose Water Company	Los Gatos	Santa Clara	Intermediate	NA	NA	NA	NA	N
19817	County of Marin, MER, Bolinas	Bolinas	Marin	Intermediate	2008	0.9	0	NA	N
19827	County of Solano	Vallejo	Solano	Intermediate	NA	NA	NA	NA	Y
19834	City of Daly City	Daly City	San Mateo	Intermediate	NA	NA	NA	NA	N
19837	City of Daly City	Daly City	San Mateo	Intermediate	NA	NA	NA	NA	N

Bay Area Air Quality Management District
2026 Toxic Air Contaminant Control Program Annual Report

19856	ON Semiconductor Inc	Santa Clara	Santa Clara	Intermediate	NA	NA	NA	NA	N
19859	Ygnacio Center Walnut Creek, LLC	Walnut Creek	Contra Costa	Intermediate	NA	NA	NA	NA	N
19875	Verizon Wireless (WILLIAMS & DAFFODIL)	San Jose	Santa Clara	Intermediate	NA	NA	NA	NA	N
19877	Contra Costa Water Dist (Country Club Pump Sta)	Pleasant Hill	Contra Costa	Intermediate	NA	NA	NA	NA	N
19893	Costco Wholesale #1042	Redwood City	San Mateo	Intermediate	NA	NA	NA	NA	Y
19899	Pearl Investment Co, LLC	Livermore	Alameda	Intermediate	NA	NA	NA	NA	N
19910	Nihonmachi Terrace	San Francisco	San Francisco	Intermediate	NA	NA	NA	NA	N
19912	Bayside Acquisitions, LLC	South San Francisco	San Mateo	Intermediate	NA	NA	NA	NA	Y
19913	Lowe's HIW, Inc	San Francisco	San Francisco	Intermediate	NA	NA	NA	NA	Y
19938	3832 Bay Center Place	Hayward	Alameda	Intermediate	NA	NA	NA	NA	Y
19939	Napa Sanitation District	Napa	Napa	Intermediate	2021	9.9	0	NA	N
19951	Santa Clara County Fire Dept	Los Gatos	Santa Clara	Intermediate	NA	NA	NA	NA	N
19953	Santa Clara County Fire Dept	Los Gatos	Santa Clara	Intermediate	2022	1.9	0	NA	N
19955	Santa Clara County Fire Dept	Cupertino	Santa Clara	Intermediate	NA	NA	NA	NA	N

Bay Area Air Quality Management District
2026 Toxic Air Contaminant Control Program Annual Report

19957	Santa Clara County Fire Dept	Saratoga	Santa Clara	Intermediate	NA	NA	NA	NA	N
19962	Santa Clara County Fire Dept	Los Altos	Santa Clara	Intermediate	NA	NA	NA	NA	N
19963	Santa Clara County Fire Dept	Los Altos Hills	Santa Clara	Intermediate	NA	NA	NA	NA	N
19971	Essex Portfolio LLC DBA The Grand Apartments	Oakland	Alameda	Intermediate	NA	NA	NA	NA	Y
19974	City of Los Altos	Los Altos	Santa Clara	Intermediate	NA	NA	NA	NA	N
19982	Waddell Residence	Half Moon Bay	San Mateo	Intermediate	NA	NA	NA	NA	N
19985	Mendelsohn House	San Francisco	San Francisco	Intermediate	NA	NA	NA	NA	Y
19987	Ceatrice Polite Apts	San Francisco	San Francisco	Intermediate	NA	NA	NA	NA	Y
19990	Woolf House	San Francisco	San Francisco	Intermediate	NA	NA	NA	NA	Y
19991	Leland Apartments	San Francisco	San Francisco	Intermediate	NA	NA	NA	NA	Y
19997	BCAL LMP Harrison Property LLC c/o Avison Young	Oakland	Alameda	Intermediate	NA	NA	NA	NA	Y
20000	City of Fremont	Fremont	Alameda	Intermediate	NA	NA	NA	NA	N
20038	Wine Country Cellars	Windsor	Sonoma	Intermediate	NA	NA	NA	NA	N
20039	Atria Senior Living Group	Novato	Marin	Intermediate	NA	NA	NA	NA	N

Bay Area Air Quality Management District
2026 Toxic Air Contaminant Control Program Annual Report

20056	The Doctors Company	Napa	Napa	Intermediate	NA	NA	NA	NA	N
20067	Contra Costa County Fire Protection District	Walnut Creek	Contra Costa	Intermediate	NA	NA	NA	NA	N
20068	Contra Costa County Fire Protection District	Lafayette	Contra Costa	Intermediate	NA	NA	NA	NA	N
20071	Harvest Properties Parkside Towers c/o TR Parkside	Foster City	San Mateo	Intermediate	NA	NA	NA	NA	N
20078	Lowe's HIW, Inc	Vallejo	Solano	Intermediate	NA	NA	NA	NA	N
20098	Kaiser Permanente	Pleasanton	Alameda	Intermediate	NA	NA	NA	NA	N
20114	One Hawthorne Owners Association	San Francisco	San Francisco	Intermediate	NA	NA	NA	NA	N
20162	HWA 555 Owners, LLC	San Francisco	San Francisco	Intermediate	NA	NA	NA	NA	N
20163	Zoetis, Inc.	Union City	Alameda	Intermediate	2010	8.3	0.01	NA	N
20172	Pacific Fertility Center	San Francisco	San Francisco	Intermediate	NA	NA	NA	NA	N
20179	Siemens Industry Software Inc.	Fremont	Alameda	Intermediate	NA	NA	NA	NA	N
20189	Livermore Municipal Water - Vasco Rd Pump Station	Livermore	Alameda	Intermediate	NA	NA	NA	NA	N
20233	488 Almaden Owner LLC	San Jose	Santa Clara	Intermediate	2007	2	0	NA	N
20236	Biotech Gateway - HCP c/o CBRE	South San Francisco	San Mateo	Intermediate	NA	NA	NA	NA	Y

Bay Area Air Quality Management District
2026 Toxic Air Contaminant Control Program Annual Report

20248	SOF-XI WFO Harrison Owner, LLC c/o Cushman Wakefield	Oakland	Alameda	Intermediate	2016	9.7	0.01	NA	Y
20249	Vallejo Sanitation & Flood Control Dist	Vallejo	Solano	Intermediate	2010	9.99	0.01	NA	Y
20256	Digital Realty	Santa Clara	Santa Clara	Intermediate	NA	NA	NA	NA	N
20258	Contra Costa Community College District	Martinez	Contra Costa	Intermediate	NA	NA	NA	NA	N
20260	Atria Senior Living Group, Inc	Walnut Creek	Contra Costa	Intermediate	NA	NA	NA	NA	N
20263	City of Hayward	Hayward	Alameda	Intermediate	NA	NA	NA	NA	N
20266	First Solar, Inc	Santa Clara	Santa Clara	Intermediate	NA	NA	NA	NA	N
20294	Medland Development	Fremont	Alameda	Intermediate	NA	NA	NA	NA	N
20300	Neiman Marcus	Walnut Creek	Contra Costa	Intermediate	NA	NA	NA	NA	N
20319	New Cingular Wireless, PCS, LLC dba AT&T Mobility	Los Gatos	Santa Clara	Intermediate	NA	NA	NA	NA	N
20326	Digital Realty	Santa Clara	Santa Clara	Intermediate	NA	NA	NA	NA	N
20353	William Hill Estate Winery	Napa	Napa	Intermediate	NA	NA	NA	NA	N
20370	1101 Space Park Partners, LLC	Santa Clara	Santa Clara	Intermediate	2022	8.33	0.01	0	N
20383	Baywood Court Retirement Facility	Castro Valley	Alameda	Intermediate	NA	NA	NA	NA	N

Bay Area Air Quality Management District
2026 Toxic Air Contaminant Control Program Annual Report

20387	Apple Inc. (CCO2)	Cupertino	Santa Clara	Intermediate	NA	NA	NA	NA	N
20407	East Bay Tire Company	Fairfield	Solano	Intermediate	NA	NA	NA	NA	N
20437	100 Van Ness Association,LLC	San Francisco	San Francisco	Intermediate	NA	NA	NA	NA	Y
20445	Walmart #2048	Fairfield	Solano	Intermediate	NA	NA	NA	NA	N
20446	General Services Administration	San Francisco	San Francisco	Intermediate	NA	NA	NA	NA	Y
20486	400 Howard Street	San Francisco	San Francisco	Intermediate	NA	NA	NA	NA	N
20503	Las Gallinas Valley Sanitary District	San Rafael	Marin	Intermediate	NA	NA	NA	NA	N
20527	Oakland Unified School District	Oakland	Alameda	Intermediate	2025	4.3	0	0.79	Y
20537	Department of Transportation	Oakland	Alameda	Intermediate	2010	9.8	0	NA	Y
20552	SF Police Crime Lab	San Francisco	San Francisco	Intermediate	NA	NA	NA	NA	Y
20558	City of Brisbane	Brisbane	San Mateo	Intermediate	NA	NA	NA	NA	N
20559	City of Brisbane	Brisbane	San Mateo	Intermediate	NA	NA	NA	NA	N
20560	City of Brisbane	Brisbane	San Mateo	Intermediate	NA	NA	NA	NA	N
20561	City of Brisbane	Brisbane	San Mateo	Intermediate	NA	NA	NA	NA	N

Bay Area Air Quality Management District
2026 Toxic Air Contaminant Control Program Annual Report

20574	Digital Realty	Santa Clara	Santa Clara	Intermediate	2014	9.99	0.01	NA	N
20604	Dodge & Cox	San Ramon	Contra Costa	Intermediate	NA	NA	NA	NA	N
20609	Timber Soma MC LP	Milpitas	Santa Clara	Intermediate	NA	NA	NA	NA	N
20611	EQUINIX-SV8	Palo Alto	Santa Clara	Intermediate	2014	9.2	0.01	NA	N
20620	131 Steuart St Foundation	San Francisco	San Francisco	Intermediate	NA	NA	NA	NA	N
20628	Mission Bay Stormwater Pump Station #6	San Francisco	San Francisco	Intermediate	NA	NA	NA	NA	N
20632	Verizon Wireless (Hwy 680 and Mission)	Fremont	Alameda	Intermediate	NA	NA	NA	NA	N
20638	Boehringer Ingelheim Fremont Inc	Fremont	Alameda	Intermediate	NA	NA	NA	NA	N
20639	Sonoma County Water Agency	Santa Rosa	Sonoma	Intermediate	NA	NA	NA	NA	N
20641	Verizon Wireless Niles Canyon	Castro Valley	Alameda	Intermediate	NA	NA	NA	NA	N
20644	Buck Institute for Age Research	Novato	Marin	Intermediate	NA	NA	NA	NA	N
20645	Judicial Council of California, JCC 07-E3	Pittsburg	Contra Costa	Intermediate	NA	NA	NA	NA	Y
20701	Verizon Wireless (Morgan Territory Road)	Clayton	Contra Costa	Intermediate	NA	NA	NA	NA	N
20703	Bay Area Rapid Transit Dist (BART)	Oakland	Alameda	Intermediate	NA	NA	NA	NA	Y

Bay Area Air Quality Management District
2026 Toxic Air Contaminant Control Program Annual Report

20709	The Fillmore Center Commercial	San Francisco	San Francisco	Intermediate	NA	NA	NA	NA	N
20720	San Francisco Public Utilities Commission	San Francisco	San Francisco	Intermediate	2020	2	0	NA	Y
20724	FEMA Region 9	Oakland	Alameda	Intermediate	NA	NA	NA	NA	Y
20734	County of Marin, Pt Reyes Fire	Point Reyes Station	Marin	Intermediate	NA	NA	NA	NA	N
20740	TIBCO Software, Inc	Palo Alto	Santa Clara	Intermediate	NA	NA	NA	NA	N
20746	Walmart #1972	Livermore	Alameda	Intermediate	NA	NA	NA	NA	N
20750	Roche Sequencing Solutions	San Jose	Santa Clara	Intermediate	NA	NA	NA	NA	N
20769	Google LLC	Mountain View	Santa Clara	Intermediate	NA	NA	NA	NA	N
20792	City of Morgan Hill (Jackson Booster)	Morgan Hill	Santa Clara	Intermediate	2024	4.4	0	NA	N
20794	City of Morgan Hill (C Lift Station)	Morgan Hill	Santa Clara	Intermediate	2023	4.4	0	NA	N
20798	San Jose Fire Department Station #24	San Jose	Santa Clara	Intermediate	NA	NA	NA	NA	N
20808	VMware	Palo Alto	Santa Clara	Intermediate	NA	NA	NA	NA	N
20809	Zone 7 Water Agency	Livermore	Alameda	Intermediate	NA	NA	NA	NA	N
20817	Ardenwood	Fremont	Alameda	Intermediate	NA	NA	NA	NA	N

Bay Area Air Quality Management District
2026 Toxic Air Contaminant Control Program Annual Report

20825	Moffett Field Commissary/DeCA	Mountain View	Santa Clara	Intermediate	NA	NA	NA	NA	N
20829	Ensign Sonoma Healthcare Center	Sonoma	Sonoma	Intermediate	NA	NA	NA	NA	N
20853	City of Redwood City Water Department	Redwood City	San Mateo	Intermediate	NA	NA	NA	NA	N
20858	Verizon Wireless (HWY 1 North Pacifica)	Pacifica	San Mateo	Intermediate	NA	NA	NA	NA	N
20859	Verizon Wireless (San Felipe Lake)	Gilroy	Santa Clara	Intermediate	NA	NA	NA	NA	N
20861	Judicial Council of California, JCC 43-N1	Morgan Hill	Santa Clara	Intermediate	NA	NA	NA	NA	Y
20872	City of Fairfield	Fairfield	Solano	Intermediate	NA	NA	NA	NA	N
20879	ABS-CBN International	Redwood City	San Mateo	Intermediate	NA	NA	NA	NA	N
20885	Casino M8trix	San Jose	Santa Clara	Intermediate	2011	9.9	NA	NA	N
20899	Napa County Airport	Napa	Napa	Intermediate	NA	NA	NA	NA	N
20920	Verizon Wireless (West Santa Rosa)	Santa Rosa	Sonoma	Intermediate	NA	NA	NA	NA	N
20924	Juniper Networks	Sunnyvale	Santa Clara	Intermediate	2002	9.2	NA	NA	N
20930	Contra Costa County	Richmond	Contra Costa	Intermediate	NA	NA	NA	NA	Y
20933	Biosearch Technologies, Inc	Novato	Marin	Intermediate	NA	NA	NA	NA	N

Bay Area Air Quality Management District
2026 Toxic Air Contaminant Control Program Annual Report

20937	Golden Living Center - Napa	Napa	Napa	Intermediate	NA	NA	NA	NA	N
20942	Exploratorium	San Francisco	San Francisco	Intermediate	NA	NA	NA	NA	N
20947	Post Montgomery Associates	San Francisco	San Francisco	Intermediate	NA	NA	NA	NA	N
20968	Guardant Health Inc.	Redwood City	San Mateo	Intermediate	2019	9.9	0.9	NA	N
20971	City of Berkeley Fire Station #5	Berkeley	Alameda	Intermediate	NA	NA	NA	NA	N
20980	Central Contra Costa Sanitary District	Orinda	Contra Costa	Intermediate	NA	NA	NA	NA	N
21003	GLL BIT Fremont Street Partners, L P	San Francisco	San Francisco	Intermediate	NA	NA	NA	NA	N
21004	Level 3 Communications	Hayward	Alameda	Intermediate	NA	NA	NA	NA	Y
21016	Juniper Networks Inc	Sunnyvale	Santa Clara	Intermediate	NA	NA	NA	NA	N
21024	EdgeConneX Silicon Valley Holdings, LLC	Santa Clara	Santa Clara	Intermediate	2017	6.7	0.01	NA	N
21029	Pacific Renaissance Plaza	Oakland	Alameda	Intermediate	NA	NA	NA	NA	Y
21036	701 Gateway Center, LLC	South San Francisco	San Mateo	Intermediate	NA	NA	NA	NA	Y
21054	City of Berkeley Public Safety Building	Berkeley	Alameda	Intermediate	NA	NA	NA	NA	N
21077	SPF China Basin Holdings LLC	San Francisco	San Francisco	Intermediate	NA	NA	NA	NA	N

Bay Area Air Quality Management District
2026 Toxic Air Contaminant Control Program Annual Report

21078	Stanford University Medical Center	Palo Alto	Santa Clara	Intermediate	NA	NA	NA	NA	N
21081	Crow Canyon Medical Center	Danville	Contra Costa	Intermediate	NA	NA	NA	NA	N
21104	Stanford University Data Center	Menlo Park	San Mateo	Intermediate	NA	NA	NA	NA	N
21109	City of Berkeley - Corporation Yard	Berkeley	Alameda	Intermediate	NA	NA	NA	NA	N
21121	Swords to Plowshares	San Francisco	San Francisco	Intermediate	NA	NA	NA	NA	Y
21130	US Postal Service - Building Maintenance	Oakland	Alameda	Intermediate	NA	NA	NA	NA	Y
21134	Speiker Keech Investments c/o Embarcadero Realty	Pleasanton	Alameda	Intermediate	NA	NA	NA	NA	N
21157	GC Net Lease San Carlos Investors, LLC c/o Transwestern	San Carlos	San Mateo	Intermediate	NA	NA	NA	NA	Y
21160	Caltrans-Caldecott Tunnel Orinda	Orinda	Contra Costa	Intermediate	NA	NA	NA	NA	N
21161	San Jose Water Company-Fleming Station	San Jose	Santa Clara	Intermediate	NA	NA	NA	NA	N
21167	San Jose Water Company-Columbine Station	San Jose	Santa Clara	Intermediate	NA	NA	NA	NA	N
21219	San Rafael Sanitation District	San Rafael	Marin	Intermediate	NA	NA	NA	NA	Y
21222	Kilroy Realty LP	San Francisco	San Francisco	Intermediate	NA	NA	NA	NA	N
21225	Exabeam	Foster City	San Mateo	Intermediate	NA	NA	NA	NA	N

Bay Area Air Quality Management District
2026 Toxic Air Contaminant Control Program Annual Report

21231	IMCO Parking, LLC	San Francisco	San Francisco	Intermediate	NA	NA	NA	NA	N
21247	San Rafael Sanitation District	San Rafael	Marin	Intermediate	NA	NA	NA	NA	N
21248	San Rafael Sanitation District	San Rafael	Marin	Intermediate	NA	NA	NA	NA	N
21251	1080 Sutter Owners Association c/o Action Property Mngmt	San Francisco	San Francisco	Intermediate	2012	8.8	o	NA	N
21267	Fremont Hospital	Fremont	Alameda	Intermediate	NA	NA	NA	NA	N
21270	Judicial Council of California, JCC 48-A3	Fairfield	Solano	Intermediate	NA	NA	NA	NA	Y
21287	Merck Sharp & Dohme Corp	Palo Alto	Santa Clara	Intermediate	NA	NA	NA	NA	N
21293	Pacific Gas and Electric Company	Livermore	Alameda	Intermediate	NA	NA	NA	NA	N
21295	California Hotel	Oakland	Alameda	Intermediate	2012	2.9	o	NA	Y
21309	West Bay Sanitary District	Menlo Park	San Mateo	Intermediate	NA	NA	NA	NA	N
21315	Opera Plaza	San Francisco	San Francisco	Intermediate	NA	NA	NA	NA	N
21323	State Bar of California	San Francisco	San Francisco	Intermediate	NA	NA	NA	NA	N
21348	Apple Inc	Sunnyvale	Santa Clara	Intermediate	2012	1.7	o	NA	N
21364	FHF I Montgomery, LLC	San Francisco	San Francisco	Intermediate	NA	NA	NA	NA	N

Bay Area Air Quality Management District
2026 Toxic Air Contaminant Control Program Annual Report

21366	Pier 39	San Francisco	San Francisco	Intermediate	NA	NA	NA	NA	N
21384	Stifel Nicolaus	San Francisco	San Francisco	Intermediate	NA	NA	NA	NA	N
21385	One Embarcadero South Home Owners Assn	San Francisco	San Francisco	Intermediate	NA	NA	NA	NA	N
21386	Santa Rosa Jr College Campus (SRJC)	Petaluma	Sonoma	Intermediate	2012	1.3	o	NA	N
21389	Fox Television Stations, Inc on behalf of KICU	Fremont	Alameda	Intermediate	NA	NA	NA	NA	N
21397	AT&T Park Willie Mays Plaza	San Francisco	San Francisco	Intermediate	NA	NA	NA	NA	N
21403	750 Battery Street Corporation	San Francisco	San Francisco	Intermediate	NA	NA	NA	NA	N
21405	Kilroy Realty Finance Partnership,L P	San Francisco	San Francisco	Intermediate	NA	NA	NA	NA	N
21410	San Francisco Bar Pilots	San Francisco	San Francisco	Intermediate	NA	NA	NA	NA	N
21411	Cushman & Wakefield at NortonLifeLock	Mountain View	Santa Clara	Intermediate	NA	NA	NA	NA	N
21418	City of Berkeley Civic Center	Berkeley	Alameda	Intermediate	NA	NA	NA	NA	N
21420	City of Berkeley Fire Station #6	Berkeley	Alameda	Intermediate	NA	NA	NA	NA	N
21422	City of Fremont Fire Station #9	Fremont	Alameda	Intermediate	NA	NA	NA	NA	N
21423	City of Fremont-Fire Station #10	Fremont	Alameda	Intermediate	NA	NA	NA	NA	N

Bay Area Air Quality Management District
2026 Toxic Air Contaminant Control Program Annual Report

21424	City of Fremont-Fire Station #4	Fremont	Alameda	Intermediate	NA	NA	NA	NA	N
21426	Franciscan Vineyards Inc. dba Quarry Winery	Sonoma	Sonoma	Intermediate	NA	NA	NA	NA	N
21428	City of Fremont-Fire Station #5	Fremont	Alameda	Intermediate	NA	NA	NA	NA	N
21436	Ghirardelli Square	San Francisco	San Francisco	Intermediate	2023	9.9	o	NA	N
21443	Tower 737 Condominium Rentals	San Francisco	San Francisco	Intermediate	NA	NA	NA	NA	Y
21477	90 New Montgomery Partners, LP	San Francisco	San Francisco	Intermediate	NA	NA	NA	NA	N
21492	350-380 Ellis Street	Mountain View	Santa Clara	Intermediate	NA	NA	NA	NA	N
21498	East Bay Regional Communications System Authority	Moraga	Contra Costa	Intermediate	NA	NA	NA	NA	N
21500	Pacific Service Credit Union	Concord	Contra Costa	Intermediate	NA	NA	NA	NA	N
21506	TIAA c/o CAC Real Estate Management Co, Inc	San Francisco	San Francisco	Intermediate	NA	NA	NA	NA	N
21519	Alameda County Water District	Fremont	Alameda	Intermediate	2012	9.9	NA	NA	N
21533	East Bay Regional Communications System Authority	Oakland	Alameda	Intermediate	NA	NA	NA	NA	N
21535	Gap, Inc	San Francisco	San Francisco	Intermediate	2015	1.7	o	NA	N
21537	Wells Fargo Bank c/o Jones Lang LaSalle	San Leandro	Alameda	Intermediate	NA	NA	NA	NA	Y

Bay Area Air Quality Management District
2026 Toxic Air Contaminant Control Program Annual Report

21540	100 Bush Corporation	San Francisco	San Francisco	Intermediate	NA	NA	NA	NA	N
21591	Zabor Corporation	San Francisco	San Francisco	Intermediate	NA	NA	NA	NA	Y
21596	CCSF - DEM	San Francisco	San Francisco	Intermediate	NA	NA	NA	NA	N
21600	The Sobrato Organization, LLC	San Francisco	San Francisco	Intermediate	NA	NA	NA	NA	N
21602	EB Regional Communications Sys Authority	Walnut Creek	Contra Costa	Intermediate	NA	NA	NA	NA	N
21606	Trinity Properties	San Francisco	San Francisco	Intermediate	NA	NA	NA	NA	Y
21611	City & County of San Francisco Real Estate Divisio	San Francisco	San Francisco	Intermediate	NA	NA	NA	NA	Y
21616	Market Delores LLC	San Francisco	San Francisco	Intermediate	NA	NA	NA	NA	N
21648	100 Pine Owner LLC	San Francisco	San Francisco	Intermediate	NA	NA	NA	NA	N
21658	Jones Lang LaSalle	San Francisco	San Francisco	Intermediate	NA	NA	NA	NA	N
21660	Action Property Management	San Francisco	San Francisco	Intermediate	NA	NA	NA	NA	N
21661	Academy of Art University	San Francisco	San Francisco	Intermediate	NA	NA	NA	NA	N
21662	Nordstrom, Inc	San Francisco	San Francisco	Intermediate	NA	NA	NA	NA	Y
21668	IDEC Corporation	Sunnyvale	Santa Clara	Intermediate	NA	NA	NA	NA	N

Bay Area Air Quality Management District
2026 Toxic Air Contaminant Control Program Annual Report

21677	City of Santa Clara	San Jose	Santa Clara	Intermediate	NA	NA	NA	NA	N
21686	Harrison Fremont LLC	San Francisco	San Francisco	Intermediate	NA	NA	NA	NA	N
21705	Aurora Behavioral Healthcare-Santa Rosa LLC	Santa Rosa	Sonoma	Intermediate	NA	NA	NA	NA	N
21734	Eastern Park Apartments	San Francisco	San Francisco	Intermediate	NA	NA	NA	NA	N
21738	Hearst Communications	San Francisco	San Francisco	Intermediate	NA	NA	NA	NA	Y
21756	Cathedral Hill Plaza	San Francisco	San Francisco	Intermediate	NA	NA	NA	NA	N
21784	Kilroy Reality, LP	San Francisco	San Francisco	Intermediate	NA	NA	NA	NA	N
21806	Whole Foods Distribution Center	Richmond	Contra Costa	Intermediate	NA	NA	NA	NA	Y
21814	The Clorox Company	Pleasanton	Alameda	Intermediate	NA	NA	NA	NA	N
21826	Sutro BioPharma	San Carlos	San Mateo	Intermediate	NA	NA	NA	NA	N
21827	City College of San Francisco	San Francisco	San Francisco	Intermediate	NA	NA	NA	NA	Y
21829	Vaxart, Inc.	South San Francisco	San Mateo	Intermediate	NA	NA	NA	NA	Y
21830	BCP-CG 650 Property LLC c/o Beacon Capital Partners, LLC	San Francisco	San Francisco	Intermediate	NA	NA	NA	NA	N
21835	Menlo Park Fire	Menlo Park	San Mateo	Intermediate	NA	NA	NA	NA	N

Bay Area Air Quality Management District
2026 Toxic Air Contaminant Control Program Annual Report

21838	Allied Telesis	San Jose	Santa Clara	Intermediate	NA	NA	NA	NA	N
21843	CordeValle Resort	San Martin	Santa Clara	Intermediate	2013	8.7	o	NA	N
21845	Kilroy Realty Corporation	Mountain View	Santa Clara	Intermediate	NA	NA	NA	NA	N
21852	Exelixis, Inc	Alameda	Alameda	Intermediate	NA	NA	NA	NA	Y
21865	Clean Energy	San Francisco	San Francisco	Intermediate	NA	NA	NA	NA	N
21881	Perry-Arrillaga	Santa Clara	Santa Clara	Intermediate	NA	NA	NA	NA	N
21902	Palo Alto Medical Foundation - San Carlos Center	San Carlos	San Mateo	Intermediate	NA	NA	NA	NA	N
21911	885 Woodside Rd LLC	Redwood City	San Mateo	Intermediate	NA	NA	NA	NA	N
21925	City of Richmond Main Library	Richmond	Contra Costa	Intermediate	NA	NA	NA	NA	Y
21952	Canon USA, Inc	San Jose	Santa Clara	Intermediate	NA	NA	NA	NA	N
21989	Hudson 901 Market, LLC	San Francisco	San Francisco	Intermediate	NA	NA	NA	NA	Y
22000	Forza Telecom-Ph8 Chestnut Head End	South San Francisco	San Mateo	Intermediate	NA	NA	NA	NA	Y
22001	FedEx Freight, Inc	Hayward	Alameda	Intermediate	2013	1.9	o	NA	N
22006	New Cingular Wireless PCS dba AT&T Mobility	Menlo Park	San Mateo	Intermediate	NA	NA	NA	NA	N

Bay Area Air Quality Management District
2026 Toxic Air Contaminant Control Program Annual Report

22008	Nordstrom	Palo Alto	Santa Clara	Intermediate	NA	NA	NA	NA	N
22021	Eurofins EAG Materials Science, LLC	Sunnyvale	Santa Clara	Intermediate	NA	NA	NA	NA	N
22046	Forest Surgery Center	San Jose	Santa Clara	Intermediate	NA	NA	NA	NA	N
22052	Treat Towers Owner LLC	Walnut Creek	Contra Costa	Intermediate	NA	NA	NA	NA	N
22057	Burlingame Long Term Care Center	Burlingame	San Mateo	Intermediate	NA	NA	NA	NA	N
22061	Abbott Diagnostics	Santa Clara	Santa Clara	Intermediate	NA	NA	NA	NA	N
22069	Che Chen Liu & Shu Fen Liu Trust	Pinole	Contra Costa	Intermediate	NA	NA	NA	NA	N
22076	City of Fremont	Fremont	Alameda	Intermediate	NA	NA	NA	NA	N
22078	Samsung Semiconductor, Inc	San Jose	Santa Clara	Intermediate	NA	NA	NA	NA	N
22093	A&P Children Investments LLC	Sunnyvale	Santa Clara	Intermediate	NA	NA	NA	NA	N
22094	American Tower LLC - 89375- Starr Canyon Site	Morgan Hill	Santa Clara	Intermediate	2013	1.6	0	NA	N
22095	American Tower LLC (41642-Golf Course CA)	Alameda	Alameda	Intermediate	NA	NA	NA	NA	N
22128	G&I IX Marina Village Research	Alameda	Alameda	Intermediate	NA	NA	NA	NA	N
22144	Irvine Company Office Properties	Santa Clara	Santa Clara	Intermediate	2013	0.2	0	NA	N

Bay Area Air Quality Management District
2026 Toxic Air Contaminant Control Program Annual Report

22146	San Leandro Hospital	San Leandro	Alameda	Intermediate	NA	NA	NA	NA	N
22154	Avalon Bay Communities	San Francisco	San Francisco	Intermediate	NA	NA	NA	NA	N
22160	Outdoor Supply Hardware	Moraga	Contra Costa	Intermediate	NA	NA	NA	NA	N
22175	M West Propco XVII, LLC	San Jose	Santa Clara	Intermediate	NA	NA	NA	NA	N
22195	Worldpac San Jose	San Jose	Santa Clara	Intermediate	NA	NA	NA	NA	Y
22201	BXP Mission 535 LLC c/o Boston Properties Limited	San Francisco	San Francisco	Intermediate	2014	5.6	0	NA	N
22203	Peninsula Land Capital	San Jose	Santa Clara	Intermediate	NA	NA	NA	NA	N
22218	BBT, LLC & Socks, LLC	Petaluma	Sonoma	Intermediate	NA	NA	NA	NA	N
22221	Westlake Hardware, Inc.	Mountain View	Santa Clara	Intermediate	NA	NA	NA	NA	N
22222	Westlake Hardware, Inc.	Livermore	Alameda	Intermediate	NA	NA	NA	NA	N
22243	Mardit Properties Limited Partnership	Sunnyvale	Santa Clara	Intermediate	NA	NA	NA	NA	N
22248	City of San Mateo	San Mateo	San Mateo	Intermediate	NA	NA	NA	NA	Y
22265	Luminus, Inc	Sunnyvale	Santa Clara	Intermediate	NA	NA	NA	NA	N
22273	Jefferson Union High School District (Terra Nova)	Pacifica	San Mateo	Intermediate	NA	NA	NA	NA	N

Bay Area Air Quality Management District
2026 Toxic Air Contaminant Control Program Annual Report

22274	Jefferson Union High School District (Bus Garage)	Daly City	San Mateo	Intermediate	NA	NA	NA	NA	N
22275	Jefferson Union High School District (Jefferson)	Daly City	San Mateo	Intermediate	NA	NA	NA	NA	N
22276	Jefferson Union High School District (Westmoor HS)	Daly City	San Mateo	Intermediate	NA	NA	NA	NA	N
22292	Jabil Silver Creek	San Jose	Santa Clara	Intermediate	NA	NA	NA	NA	N
22298	201 Spear Property, LLC c/o Cushman & Wakefield	San Francisco	San Francisco	Intermediate	NA	NA	NA	NA	N
22312	Friedman's Home Improvement	Petaluma	Sonoma	Intermediate	NA	NA	NA	NA	N
22337	Arcus Biosciences, Inc.	Hayward	Alameda	Intermediate	NA	NA	NA	NA	Y
22348	SoMa Square Apartments	San Francisco	San Francisco	Intermediate	NA	NA	NA	NA	N
22357	Santa Rosa Surgery Center	Santa Rosa	Sonoma	Intermediate	NA	NA	NA	NA	N
22365	Crossing 900	Redwood City	San Mateo	Intermediate	NA	NA	NA	NA	Y
22376	Hobby Lobby Stores	Dublin	Alameda	Intermediate	NA	NA	NA	NA	N
22379	Preferred Freezer Services	San Leandro	Alameda	Intermediate	2014	1.3	0	NA	Y
22380	City of Brentwood	Brentwood	Contra Costa	Intermediate	2014	2	0.01	NA	N
22394	Applied Materials Inc	Sunnyvale	Santa Clara	Intermediate	NA	NA	NA	NA	N

Bay Area Air Quality Management District
2026 Toxic Air Contaminant Control Program Annual Report

22398	225 West Santa Clara LLC c/o Harvest Properties	San Jose	Santa Clara	Intermediate	NA	NA	NA	NA	N
22407	Kistler Winery-Tasting Room	Forestville	Sonoma	Intermediate	2014	2.5	0	NA	N
22409	Somersville Town Center Equities LLC	Antioch	Contra Costa	Intermediate	NA	NA	NA	NA	Y
22415	Essex OSM Reit, LLC	San Jose	Santa Clara	Intermediate	NA	NA	NA	NA	N
22432	Fortinet Inc.	Union City	Alameda	Intermediate	NA	NA	NA	NA	N
22448	City of Pacifica Water Recycling/Wastewater Treat	Pacifica	San Mateo	Intermediate	NA	NA	NA	NA	N
22460	ARE- San Francisco No 46, LLC	South San Francisco	San Mateo	Intermediate	NA	NA	NA	NA	Y
22479	Walmart.com Headquarters #8771	San Bruno	San Mateo	Intermediate	NA	NA	NA	NA	N
22481	Eikon Therapeutics, Inc.	Hayward	Alameda	Intermediate	NA	NA	NA	NA	Y
22512	1200 Ashby, LLC	Berkeley	Alameda	Intermediate	NA	NA	NA	NA	Y
22518	SPG Center, LLC	Palo Alto	Santa Clara	Intermediate	NA	NA	NA	NA	N
22523	Canyon Ranch Wellness Retreat	Woodside	San Mateo	Intermediate	2009	8.93	0.01	NA	N
22524	Trinity Management	San Francisco	San Francisco	Intermediate	NA	NA	NA	NA	Y
22570	First Community Housing Inc	San Jose	Santa Clara	Intermediate	NA	NA	NA	NA	Y

Bay Area Air Quality Management District
2026 Toxic Air Contaminant Control Program Annual Report

22572	Subacute Saratoga Children's Hospital	Saratoga	Santa Clara	Intermediate	NA	NA	NA	NA	N
22579	Atria Senior Living Facility	Walnut Creek	Contra Costa	Intermediate	NA	NA	NA	NA	N
22580	DJONT/CMB SSF LLC(dba Embassy Suites SF Airt	South San Francisco	San Mateo	Intermediate	2022	9.9	o	NA	Y
22586	JJ&W - Walsh LLC	Santa Clara	Santa Clara	Intermediate	NA	NA	NA	NA	N
22587	ManorCare Health Services-Tice Valley	Walnut Creek	Contra Costa	Intermediate	NA	NA	NA	NA	N
22591	Informatica, LLC	Redwood City	San Mateo	Intermediate	NA	NA	NA	NA	N
22594	Sutter Bay Medical Foundation DBA Palo Alto M F	Fremont	Alameda	Intermediate	NA	NA	NA	NA	N
22595	Augustine Bowers LLC c/o The Irvine Company LLC	Santa Clara	Santa Clara	Intermediate	2016	3.6	o	NA	N
22596	American Ag Credit	Santa Rosa	Sonoma	Intermediate	NA	NA	NA	NA	N
22597	Crossings at 880 Industrial, LLC	Fremont	Alameda	Intermediate	NA	NA	NA	NA	N
22600	Peninsula Corridor Joint Powers Board	Menlo Park	San Mateo	Intermediate	NA	NA	NA	NA	N
22604	Golden State Heart & Vascular Associates	Burlingame	San Mateo	Intermediate	NA	NA	NA	NA	N
22615	Stanford Health Care	San Jose	Santa Clara	Intermediate	NA	NA	NA	NA	N
22617	Equity-Tasman Apartments, LLC	San Jose	Santa Clara	Intermediate	NA	NA	NA	NA	N

Bay Area Air Quality Management District
2026 Toxic Air Contaminant Control Program Annual Report

22624	Golub Real Estate Corporation	San Francisco	San Francisco	Intermediate	2014	1.2	o	NA	N
22636	LBA RIV-Company XXV, LLC	San Jose	Santa Clara	Intermediate	NA	NA	NA	NA	N
22640	Rosewood Commons Property Owner, LLC	Pleasanton	Alameda	Intermediate	NA	NA	NA	NA	N
22656	Evocative, LLC	Emeryville	Alameda	Intermediate	NA	NA	NA	NA	N
22709	Vida Owners Association	San Francisco	San Francisco	Intermediate	NA	NA	NA	NA	N
22734	Tiburon Fire Protection District	Tiburon	Marin	Intermediate	NA	NA	NA	NA	N
22738	Sunrise Senior Living	Burlingame	San Mateo	Intermediate	NA	NA	NA	NA	N
22739	Las Gallinas Valley Sanitary District	San Rafael	Marin	Intermediate	NA	NA	NA	NA	N
22746	Fox Television Stations, Inc , on behalf of KTVU	Oakland	Alameda	Intermediate	2012	5.3	NA	NA	Y
22769	New Cingular Wireless dba AT&T Mobility	Clayton	Contra Costa	Intermediate	NA	NA	NA	NA	N
22781	Oakland Marriott City Center	Oakland	Alameda	Intermediate	NA	NA	NA	NA	Y
22782	Kunde Family Winery	Kenwood	Sonoma	Intermediate	NA	NA	NA	NA	N
22787	Atria -Daly City	Daly City	San Mateo	Intermediate	NA	NA	NA	NA	N
22793	RAPT Therapeutics Inc	South San Francisco	San Mateo	Intermediate	NA	NA	NA	NA	Y

Bay Area Air Quality Management District
2026 Toxic Air Contaminant Control Program Annual Report

22810	William Chuang	Tiburon	Marin	Intermediate	NA	NA	NA	NA	N
22852	San Mateo County Event Center	San Mateo	San Mateo	Intermediate	NA	NA	NA	NA	N
22860	Google Inc	Redwood City	San Mateo	Intermediate	NA	NA	NA	NA	N
22876	California Water Service Company	Redwood City	San Mateo	Intermediate	NA	NA	NA	NA	N
22882	Sutter Bay Medical Foundation DBA Palo Alto M F	Los Altos	Santa Clara	Intermediate	NA	NA	NA	NA	N
22899	City of Santa Clara - Water & Sewer Utilities	Santa Clara	Santa Clara	Intermediate	NA	NA	NA	NA	N
22911	Dominican Sisters of Mission San Jose	Fremont	Alameda	Intermediate	NA	NA	NA	NA	N
22930	Simplex Grinnell	San Jose	Santa Clara	Intermediate	NA	NA	NA	NA	Y
22955	Natera, Inc	San Carlos	San Mateo	Intermediate	NA	NA	NA	NA	N
22965	The Irvine Company Monticello Village	Santa Clara	Santa Clara	Intermediate	NA	NA	NA	NA	N
22969	399 Fremont, LLC	San Francisco	San Francisco	Intermediate	NA	NA	NA	NA	N
22981	Buzz Oates Construction, Inc	Fairfield	Solano	Intermediate	NA	NA	NA	NA	Y
22990	Davis Estates Winery	Calistoga	Napa	Intermediate	2015	9.6	0	NA	N
23005	Olive Tree Manor LLC	Napa	Napa	Intermediate	2015	9.9	0.9	NA	N

Bay Area Air Quality Management District
2026 Toxic Air Contaminant Control Program Annual Report

23011	Janssen Research & Development LLC	South San Francisco	San Mateo	Intermediate	NA	NA	NA	NA	Y
23017	Sequoia Union High School District	Redwood City	San Mateo	Intermediate	NA	NA	NA	NA	Y
23020	Stella Capital c/o Kodama Diseno Associates	San Jose	Santa Clara	Intermediate	NA	NA	NA	NA	N
23033	New Cingular Wireless PCS, LLC dba AT&T Mobility	Half Moon Bay	San Mateo	Intermediate	NA	NA	NA	NA	N
23059	Level 3 Communications LLC	Walnut Creek	Contra Costa	Intermediate	NA	NA	NA	NA	N
23079	Oakland Logistics Center LLC c/o JLL	Oakland	Alameda	Intermediate	NA	NA	NA	NA	Y
23091	Apple Inc. (Orchard Parkway 2)	San Jose	Santa Clara	Intermediate	NA	NA	NA	NA	N
23147	Hudson Pacific Properties	San Carlos	San Mateo	Intermediate	NA	NA	NA	NA	N
23148	Hudson Pacific Properties	Redwood City	San Mateo	Intermediate	NA	NA	NA	NA	N
23153	Leland Stanford Junior University	Palo Alto	Santa Clara	Intermediate	NA	NA	NA	NA	N
23159	360 Mountain Home Rd Residence	Woodside	San Mateo	Intermediate	NA	NA	NA	NA	N
23161	Alameda County GSA	Oakland	Alameda	Intermediate	NA	NA	NA	NA	Y
23188	Level 3 Communications, LLC	Pleasanton	Alameda	Intermediate	NA	NA	NA	NA	N
23189	Specialized Bicycle	Morgan Hill	Santa Clara	Intermediate	NA	NA	NA	NA	Y

Bay Area Air Quality Management District
2026 Toxic Air Contaminant Control Program Annual Report

23190	Healthpeak Properties, Inc. c/o CBRE	South San Francisco	San Mateo	Intermediate	2015	9.9	0	NA	Y
23192	Meta Platforms Inc - MPK29	Menlo Park	San Mateo	Intermediate	NA	NA	NA	NA	N
23204	United Natural Foods Inc (UNFI)	Gilroy	Santa Clara	Intermediate	2016	9.99	1	NA	Y
23216	Hudson Skyport Plaza, LLC	San Jose	Santa Clara	Intermediate	2003	9.7	0	NA	N
23231	Level 3 Communications LLC	Oakland	Alameda	Intermediate	NA	NA	NA	NA	Y
23234	City of San Bruno	San Bruno	San Mateo	Intermediate	NA	NA	NA	NA	N
23236	SI 37, LLC; c/o The Sobrato Organization	San Jose	Santa Clara	Intermediate	NA	NA	NA	NA	N
23240	Hudson Pacific Properties, Techmart	Santa Clara	Santa Clara	Intermediate	NA	NA	NA	NA	N
23243	Fedex-South San Francisco	South San Francisco	San Mateo	Intermediate	NA	NA	NA	NA	Y
23252	Google LLC	Sunnyvale	Santa Clara	Intermediate	NA	NA	NA	NA	N
23267	HCP, Inc. c/o CBRE Inc	South San Francisco	San Mateo	Intermediate	NA	NA	NA	NA	Y
23291	KBS 111 Ten Almaden LLC	San Jose	Santa Clara	Intermediate	NA	NA	NA	NA	N
23302	Arcus Biosciences	Hayward	Alameda	Intermediate	NA	NA	NA	NA	Y
23305	Cupertino Electric, Inc	San Jose	Santa Clara	Intermediate	NA	NA	NA	NA	Y

Bay Area Air Quality Management District
2026 Toxic Air Contaminant Control Program Annual Report

23341	Westcore Bravo Livermore, LLC	Livermore	Alameda	Intermediate	NA	NA	NA	NA	N
23351	New Cingular Wireless LLC dba AT&T Mobility	Mountain View	Santa Clara	Intermediate	NA	NA	NA	NA	N
23371	Alexandria Real Estate Equities, Inc	South San Francisco	San Mateo	Intermediate	NA	NA	NA	NA	Y
23403	Apple, Inc	Cupertino	Santa Clara	Intermediate	NA	NA	NA	NA	N
23413	Post Montgomery and Associates	San Francisco	San Francisco	Intermediate	NA	NA	NA	NA	N
23418	MidPen Housing Corporation	Foster City	San Mateo	Intermediate	NA	NA	NA	NA	N
23427	FN Cellars, Inc.	Saint Helena	Napa	Intermediate	2023	9.9	0	NA	N
23430	Kaiser Permanente	Oakland	Alameda	Intermediate	NA	NA	NA	NA	Y
23432	Kaiser Permanente	Livermore	Alameda	Intermediate	NA	NA	NA	NA	N
23436	Pacific Cruise Ship Terminals	San Francisco	San Francisco	Intermediate	NA	NA	NA	NA	N
23439	Napa County	Napa	Napa	Intermediate	NA	NA	NA	NA	N
23444	Silver Springs Networks, Inc	San Jose	Santa Clara	Intermediate	2016	9.9	0.9	NA	N
23445	California Water Service Company	Portola Valley	San Mateo	Intermediate	NA	NA	NA	NA	N
23451	Uber Technologies	San Francisco	San Francisco	Intermediate	NA	NA	NA	NA	N

Bay Area Air Quality Management District
2026 Toxic Air Contaminant Control Program Annual Report

23457	Chevron	Dublin	Alameda	Intermediate	NA	NA	NA	NA	N
23466	Prologis	Fremont	Alameda	Intermediate	NA	NA	NA	NA	N
23470	Walker Cellular	San Francisco	San Francisco	Intermediate	NA	NA	NA	NA	Y
23471	Orion V SAC Village Office Property LLC c/o Brookfield	Mountain View	Santa Clara	Intermediate	NA	NA	NA	NA	N
23473	Apple Inc	Sunnyvale	Santa Clara	Intermediate	NA	NA	NA	NA	N
23489	Winslow Street Development	Redwood City	San Mateo	Intermediate	NA	NA	NA	NA	Y
23499	Altera	San Jose	Santa Clara	Intermediate	NA	NA	NA	NA	N
23510	Deacon Corporation	Mountain View	Santa Clara	Intermediate	NA	NA	NA	NA	N
23523	TE Connectivity	Fremont	Alameda	Intermediate	NA	NA	NA	NA	N
23532	Shorenstein Realty Services	San Francisco	San Francisco	Intermediate	NA	NA	NA	NA	Y
23548	140 New Montgomery LLC	San Francisco	San Francisco	Intermediate	NA	NA	NA	NA	N
23553	Santa Clara Valley Transportation Authority	San Jose	Santa Clara	Intermediate	NA	NA	NA	NA	Y
23555	Oxford Group	Rohnert Park	Sonoma	Intermediate	NA	NA	NA	NA	Y
23557	New Cingular Wireless PCS dba AT&T Mobility	Pacifica	San Mateo	Intermediate	2016	0.5	NA	NA	N

Bay Area Air Quality Management District
2026 Toxic Air Contaminant Control Program Annual Report

23565	Lucile Packard Children's Hospital Stanford	Sunnyvale	Santa Clara	Intermediate	2007	8.8	0	NA	N
23579	220 Humboldt Ct.	Sunnyvale	Santa Clara	Intermediate	NA	NA	NA	NA	N
23587	ICBP IV Holdings 37, LLC.	Oakland	Alameda	Intermediate	NA	NA	NA	NA	Y
23597	Community Housing Partnership	San Francisco	San Francisco	Intermediate	NA	NA	NA	NA	Y
23604	Equity Residential - Archstone Concourse LLCI	San Francisco	San Francisco	Intermediate	NA	NA	NA	NA	N
23612	City Hall - City of San Ramon	San Ramon	Contra Costa	Intermediate	2016	9.99	0.99	NA	N
23620	Creekside at 17	Campbell	Santa Clara	Intermediate	NA	NA	NA	NA	N
23625	Resident	Deer Park	Napa	Intermediate	NA	NA	NA	NA	N
23628	Areof VI Pilgrim-Triton LLC c/o Ares Management	Foster City	San Mateo	Intermediate	NA	NA	NA	NA	N
23629	Belmont Village Albany	Albany	Alameda	Intermediate	NA	NA	NA	NA	N
23651	North First SJ, LP c/o Colliers Int, LLC	San Jose	Santa Clara	Intermediate	NA	NA	NA	NA	N
23655	City of Pleasanton	Pleasanton	Alameda	Intermediate	NA	NA	NA	NA	N
23663	Living Spaces	Fremont	Alameda	Intermediate	NA	NA	NA	NA	N
23666	Arden Owners Association	San Francisco	San Francisco	Intermediate	NA	NA	NA	NA	N

Bay Area Air Quality Management District
2026 Toxic Air Contaminant Control Program Annual Report

23671	City of Hayward-21st Century Library	Hayward	Alameda	Intermediate	NA	NA	NA	NA	N
23675	Mt Diablo Unified School District	Concord	Contra Costa	Intermediate	NA	NA	NA	NA	Y
23694	ASB 799 Market, LLC	San Francisco	San Francisco	Intermediate	NA	NA	NA	NA	Y
23727	2700 Middlefield Road, LLC c/o Embarcadero Adv's	Redwood City	San Mateo	Intermediate	NA	NA	NA	NA	Y
23742	Amazon com Services Inc - OAK5	Newark	Alameda	Intermediate	2017	5.7	0	NA	N
23762	America Center Maintenance Association	Alviso	Santa Clara	Intermediate	NA	NA	NA	NA	N
23765	Gap Inc	Pleasanton	Alameda	Intermediate	NA	NA	NA	NA	N
23768	Columbia REIT- 650 California Street, LLC	San Francisco	San Francisco	Intermediate	NA	NA	NA	NA	N
23799	Peju Calmere Estate	Napa	Napa	Intermediate	NA	NA	NA	NA	N
23805	349 OPT	South San Francisco	San Mateo	Intermediate	NA	NA	NA	NA	Y
23806	MediaTek USA Inc	San Jose	Santa Clara	Intermediate	NA	NA	NA	NA	N
23813	Sidra Montgomery, LLC	San Francisco	San Francisco	Intermediate	NA	NA	NA	NA	N
23814	PayPal Inc	San Jose	Santa Clara	Intermediate	2019	9.9	0.9	NA	N
23827	Shorenstein Realty Services	San Jose	Santa Clara	Intermediate	NA	NA	NA	NA	N

Bay Area Air Quality Management District
2026 Toxic Air Contaminant Control Program Annual Report

23843	Mercy Terrace Housing	San Francisco	San Francisco	Intermediate	NA	NA	NA	NA	N
23889	WaveDivision Holdings LLC	San Francisco	San Francisco	Intermediate	2012	4.9	0	NA	Y
23900	Google LLC	Sunnyvale	Santa Clara	Intermediate	NA	NA	NA	NA	N
23910	Robert Bosch LLC	Sunnyvale	Santa Clara	Intermediate	NA	NA	NA	NA	N
23915	Principal Real Estate Holding Company, LLC / Sycamore Plaza I-A	Pleasanton	Alameda	Intermediate	NA	NA	NA	NA	N
23916	Airbnb, Inc	San Francisco	San Francisco	Intermediate	NA	NA	NA	NA	N
23917	Maxlinear, Inc	San Jose	Santa Clara	Intermediate	NA	NA	NA	NA	Y
23928	HCP c/o Britannia Gateway	South San Francisco	San Mateo	Intermediate	NA	NA	NA	NA	Y
23946	Hudson Concourse, LLC	San Jose	Santa Clara	Intermediate	NA	NA	NA	NA	N
23961	Kaiser Foundation Hospital	Daly City	San Mateo	Intermediate	NA	NA	NA	NA	N
23970	Google Inc	San Bruno	San Mateo	Intermediate	NA	NA	NA	NA	Y
23971	7th Street Properties	Berkeley	Alameda	Intermediate	NA	NA	NA	NA	N
24005	Stonebridge Companies	San Francisco	San Francisco	Intermediate	NA	NA	NA	NA	N
24006	Frontier California Inc	Novato	Marin	Intermediate	NA	NA	NA	NA	N

Bay Area Air Quality Management District
2026 Toxic Air Contaminant Control Program Annual Report

24040	Google LLC, c/o CBRE Inc	Sunnyvale	Santa Clara	Intermediate	NA	NA	NA	NA	N
24041	Copper Cane	Rutherford	Napa	Intermediate	NA	NA	NA	NA	N
24049	GC 555 Montgomery LLC	San Francisco	San Francisco	Intermediate	NA	NA	NA	NA	N
24054	Sutter West Santa Clara Campus 2821	Santa Clara	Santa Clara	Intermediate	NA	NA	NA	NA	N
24061	Ellis 350 Associates, L P	San Francisco	San Francisco	Intermediate	NA	NA	NA	NA	Y
24068	Pacific Oak SOR II Oakland City Center LLC	Oakland	Alameda	Intermediate	2023	0.18	o	NA	Y
24077	Dollinger Olcott Associates	Santa Clara	Santa Clara	Intermediate	NA	NA	NA	NA	N
24097	706 Mission Center Association	San Francisco	San Francisco	Intermediate	2018	4.6	o	NA	Y
24105	Applied Materials	Santa Clara	Santa Clara	Intermediate	NA	NA	NA	NA	N
24127	Riverpark Towers	San Jose	Santa Clara	Intermediate	NA	NA	NA	NA	N
24131	303 Almaden Blvd	San Jose	Santa Clara	Intermediate	NA	NA	NA	NA	N
24141	Timber Soma MC LP	Milpitas	Santa Clara	Intermediate	NA	NA	NA	NA	N
24150	SonicWall Inc	Milpitas	Santa Clara	Intermediate	NA	NA	NA	NA	N
24154	Lowenberg Corporation	Fairfield	Solano	Intermediate	NA	NA	NA	NA	Y

Bay Area Air Quality Management District
2026 Toxic Air Contaminant Control Program Annual Report

24163	JFK Tower L P	San Francisco	San Francisco	Intermediate	NA	NA	NA	NA	N
24188	Lyten	San Jose	Santa Clara	Intermediate	2020	1.6	0.03	0.97	N
24192	Irvine Company LLC	Sunnyvale	Santa Clara	Intermediate	NA	NA	NA	NA	N
24225	US ER America Center 4, LLC	Alviso	Santa Clara	Intermediate	NA	NA	NA	NA	N
24237	California Water Service	Portola Valley	San Mateo	Intermediate	NA	NA	NA	NA	N
24241	Palo Alto Networks	Santa Clara	Santa Clara	Intermediate	NA	NA	NA	NA	N
24260	Micron Technology, Inc	San Jose	Santa Clara	Intermediate	2009	7.9	0	NA	N
24310	Google LLC	Redwood City	San Mateo	Intermediate	NA	NA	NA	NA	N
24311	Meta Platforms Inc-FRE 118	Fremont	Alameda	Intermediate	NA	NA	NA	NA	N
24312	LeanTeq LLC	Milpitas	Santa Clara	Intermediate	NA	NA	NA	NA	N
24317	Planetary Ventures	Mountain View	Santa Clara	Intermediate	2019	0.85	0	NA	N
24352	Seer, Inc.	Redwood City	San Mateo	Intermediate	NA	NA	NA	NA	N
24356	Pacific Oak SOR II Oakland City enter LLC	Oakland	Alameda	Intermediate	NA	NA	NA	NA	Y
24373	ColFin 2019-2D Industrial Owner LLC	San Jose	Santa Clara	Intermediate	NA	NA	NA	NA	N

Bay Area Air Quality Management District
2026 Toxic Air Contaminant Control Program Annual Report

24374	China Mobile International Infrastructural (US1)	San Jose	Santa Clara	Intermediate	2021	7.37	0.01	NA	N
24376	555 Golden Gate LLC	San Francisco	San Francisco	Intermediate	NA	NA	NA	NA	N
24384	K&K Outdoor Advertising LLC	Santa Clara	Santa Clara	Intermediate	NA	NA	NA	NA	N
24417	One Mission Bay - HOA	San Francisco	San Francisco	Intermediate	NA	NA	NA	NA	N
24428	Kashiwa Fudosan America, Inc	South San Francisco	San Mateo	Intermediate	NA	NA	NA	NA	Y
24487	Sunnyvale Owner, LLC	Sunnyvale	Santa Clara	Intermediate	NA	NA	NA	NA	N
24522	Courtyards at 65th	Emeryville	Alameda	Intermediate	NA	NA	NA	NA	N
24552	Stanford Imaging Clinic in Emeryville	Emeryville	Alameda	Intermediate	NA	NA	NA	NA	Y
24578	1760 Bush	San Francisco	San Francisco	Intermediate	NA	NA	NA	NA	N
24607	Stanford University School of Medicine	Palo Alto	Santa Clara	Intermediate	NA	NA	NA	NA	N
24611	BCal 655 Montgomery Property LLC	San Francisco	San Francisco	Intermediate	NA	NA	NA	NA	N
24622	San Francisco Bay Area Rapid Transit District	Oakland	Alameda	Intermediate	2018	9.9	0.9	NA	Y
24644	Union Square Garage (LAZ Parking	San Francisco	San Francisco	Intermediate	NA	NA	NA	NA	Y
24652	Zoetis, Inc	Union City	Alameda	Intermediate	2024	4.2	0	0	N

Bay Area Air Quality Management District
2026 Toxic Air Contaminant Control Program Annual Report

24653	BART	Milpitas	Santa Clara	Intermediate	NA	NA	NA	NA	N
24664	101 Mission Street	San Francisco	San Francisco	Intermediate	NA	NA	NA	NA	N
24668	Outdoor Supply Hardware	Redwood City	San Mateo	Intermediate	NA	NA	NA	NA	Y
24673	600 California Owner LLC	San Francisco	San Francisco	Intermediate	NA	NA	NA	NA	N
24687	Aralon Properties	San Francisco	San Francisco	Intermediate	NA	NA	NA	NA	N
24689	Apple Valley Post Acute Rehab	Sebastopol	Sonoma	Intermediate	NA	NA	NA	NA	N
24699	830 Eddy Street LLC	San Francisco	San Francisco	Intermediate	NA	NA	NA	NA	N
24720	2016 Telegraph Owner LLC	Oakland	Alameda	Intermediate	NA	NA	NA	NA	Y
24721	Amazon USF3	San Jose	Santa Clara	Intermediate	NA	NA	NA	NA	N
24735	CLPF 215 Fremont Owner, LP	San Francisco	San Francisco	Intermediate	NA	NA	NA	NA	N
24749	Corsair	Milpitas	Santa Clara	Intermediate	NA	NA	NA	NA	N
24769	Ross Stores	Dublin	Alameda	Intermediate	2003	2.6	o	NA	N
24787	T-C 55 Second Street LLC	San Francisco	San Francisco	Intermediate	2002	9.9	o	NA	N
24809	400 California, LLC	San Francisco	San Francisco	Intermediate	NA	NA	NA	NA	N

Bay Area Air Quality Management District
2026 Toxic Air Contaminant Control Program Annual Report

24815	Zynga, Inc	San Francisco	San Francisco	Intermediate	NA	NA	NA	NA	N
24827	C & J Office Buildings, LLC	Palo Alto	Santa Clara	Intermediate	NA	NA	NA	NA	N
24828	Zayo Group, LLC	Santa Clara	Santa Clara	Intermediate	2023	5.9	0.46	NA	N
24925	BioSquare Silicon Valley	San Jose	Santa Clara	Intermediate	2021	0.3	0	NA	N
24966	Vitalant	San Francisco	San Francisco	Intermediate	NA	NA	NA	NA	N
24973	Genomic Health, Inc	Redwood City	San Mateo	Intermediate	NA	NA	NA	NA	N
24974	Genomic Health, Inc	Redwood City	San Mateo	Intermediate	NA	NA	NA	NA	N
24979	Coloma Sanitary Sewer Pump Station #2	Sausalito	Marin	Intermediate	NA	NA	NA	NA	N
24992	BGO Ardenwood Owner, LLC	Fremont	Alameda	Intermediate	NA	NA	NA	NA	N
24994	BCSP Holis Property, LLC	Emeryville	Alameda	Intermediate	NA	NA	NA	NA	N
25013	Ingka Centres San Francisco LLC	San Francisco	San Francisco	Intermediate	NA	NA	NA	NA	Y
25026	Google, LLC	Sunnyvale	Santa Clara	Intermediate	NA	NA	NA	NA	N
25032	Rosemark Commercial Facilities Mgmt Services	Bolinas	Marin	Intermediate	NA	NA	NA	NA	N
25037	QuantumScape	San Jose	Santa Clara	Intermediate	NA	NA	NA	NA	N

Bay Area Air Quality Management District
2026 Toxic Air Contaminant Control Program Annual Report

25038	NASH Holland 24th and Waverly Investors LLC	Oakland	Alameda	Intermediate	2022	4.2	o	NA	N
25053	Standford Health Care	Castro Valley	Alameda	Intermediate	2020	1.4	o	NA	N
25054	America Center I & II Owner LLC	Alviso	Santa Clara	Intermediate	NA	NA	NA	NA	N
25088	Badass Labs	Alameda	Alameda	Intermediate	NA	NA	NA	NA	N
25098	Sunset Development Company BR15	San Ramon	Contra Costa	Intermediate	NA	NA	NA	NA	N
25099	Analog Devices, Inc	San Jose	Santa Clara	Intermediate	NA	NA	NA	NA	N
25111	Sutro BioPharma	South San Francisco	San Mateo	Intermediate	NA	NA	NA	NA	Y
25137	921 Howard	San Francisco	San Francisco	Intermediate	2022	0.47	o	NA	Y
25193	ARE - San Francisco No 63, LLC	San Carlos	San Mateo	Intermediate	NA	NA	NA	NA	N
25195	Walmart Crossman Campus	Sunnyvale	Santa Clara	Intermediate	NA	NA	NA	NA	N
25217	Goodwill of Silicon Valley	San Jose	Santa Clara	Intermediate	NA	NA	NA	NA	N
25324	QuantumScape SJ3	San Jose	Santa Clara	Intermediate	NA	NA	NA	NA	N
25334	EVODC Raymond LLC	Santa Clara	Santa Clara	Intermediate	NA	NA	NA	NA	N
100030	Xtra Oil Company	Alameda	Alameda	Intermediate	NA	NA	NA	NA	N

Bay Area Air Quality Management District
2026 Toxic Air Contaminant Control Program Annual Report

100088	Costco Wholesale #146	Livermore	Alameda	Intermediate	NA	NA	NA	NA	N
100092	Chevron #207718	Menlo Park	San Mateo	Intermediate	NA	NA	NA	NA	N
100108	Costco Fuel Facility (Loc. 148)	San Jose	Santa Clara	Intermediate	2017	2.6	0	NA	N
100146	Costco Gasoline #482	Richmond	Contra Costa	Intermediate	1999	5.7	NA	NA	N
100156	Costco Gasoline #475	South San Francisco	San Mateo	Intermediate	NA	NA	NA	NA	N
100325	Xtra Oil Company	Castro Valley	Alameda	Intermediate	NA	NA	NA	NA	N
100340	Costco Wholesale #132	Vallejo	Solano	Intermediate	2019	9.99	0.11	NA	N
100563	Costco Gasoline #663	Concord	Contra Costa	Intermediate	2019	9.6	0.07	NA	N
100576	Costco Wholesale #118	San Leandro	Alameda	Intermediate	NA	NA	NA	NA	Y
100619	Quik Stop Market #157	Livermore	Alameda	Intermediate	NA	NA	NA	NA	N
100630	Gas & Shop	San Jose	Santa Clara	Intermediate	NA	NA	NA	NA	Y
100649	Costco Gasoline #1002	Antioch	Contra Costa	Intermediate	NA	NA	NA	NA	Y
100768	Silver Oak Cellars	Oakville	Napa	Intermediate	2018	0.1	NA	NA	N
100771	ARCO Facility #03001	Hayward	Alameda	Intermediate	NA	NA	NA	NA	N

Bay Area Air Quality Management District
2026 Toxic Air Contaminant Control Program Annual Report

100814	Safeway Store #1883	American Canyon	Napa	Intermediate	NA	NA	NA	NA	N
100909	Safeway Store #0968	Vallejo	Solano	Intermediate	NA	NA	NA	NA	Y
100927	Safeway Fuel Center #1953	Dublin	Alameda	Intermediate	NA	NA	NA	NA	N
101061	Chevron Station #91166	Union City	Alameda	Intermediate	NA	NA	NA	NA	N
101716	Xtra Oil Company	Walnut Creek	Contra Costa	Intermediate	NA	NA	NA	NA	N
101752	Chevron Station #99206	Walnut Creek	Contra Costa	Intermediate	NA	NA	NA	NA	N
101763	Chevron Station #94737	Corte Madera	Marin	Intermediate	NA	NA	NA	NA	N
101781	Chevron Station #98933	Greenbrae	Marin	Intermediate	NA	NA	NA	NA	N
101909	Chevron Station #93553	San Rafael	Marin	Intermediate	NA	NA	NA	NA	N
102195	Simas	San Francisco	San Francisco	Intermediate	NA	NA	NA	NA	Y
102901	Chevron Station #97927	Half Moon Bay	San Mateo	Intermediate	NA	NA	NA	NA	N
103137	Econo Gasoline	San Bruno	San Mateo	Intermediate	NA	NA	NA	NA	N
103305	Xtra Oil Company	South San Francisco	San Mateo	Intermediate	NA	NA	NA	NA	N
104102	ARCO Facility #07037	San Jose	Santa Clara	Intermediate	NA	NA	NA	NA	N

Bay Area Air Quality Management District
2026 Toxic Air Contaminant Control Program Annual Report

104822	Jacksons Food Stores, Inc. DBA Extra Mile #297	Cotati	Sonoma	Intermediate	NA	NA	NA	NA	N
104887	H&S Energy Products, LLC #2046 - Chevron	Petaluma	Sonoma	Intermediate	NA	NA	NA	NA	N
105493	BX Service Station (BLDG 171, Travis AFB)	Fairfield	Solano	Intermediate	NA	NA	NA	NA	Y
105566	Chevron SS #9-0103	Richmond	Contra Costa	Intermediate	NA	NA	NA	NA	Y
105954	Arco Car Wash	Concord	Contra Costa	Intermediate	NA	NA	NA	NA	N
106617	San Francisco Fire Department	San Francisco	San Francisco	Intermediate	NA	NA	NA	NA	N
106753	ARCO Facility #07081	Milpitas	Santa Clara	Intermediate	NA	NA	NA	NA	N
107920	James Ranch-Juvenile Detention Facility	Morgan Hill	Santa Clara	Intermediate	NA	NA	NA	NA	N
108069	Fuel 24:7 @ Woodlands	Kentfield	Marin	Intermediate	NA	NA	NA	NA	N
108261	Palo Alto Arco	Palo Alto	Santa Clara	Intermediate	NA	NA	NA	NA	N
108549	Chevron Inc #9-4820	Napa	Napa	Intermediate	NA	NA	NA	NA	N
108613	ARCO Facility #04495	San Mateo	San Mateo	Intermediate	NA	NA	NA	NA	N
108634	Westlake Chevron	Daly City	San Mateo	Intermediate	NA	NA	NA	NA	N
108707	Rotten Robbie #33	Santa Clara	Santa Clara	Intermediate	NA	NA	NA	NA	N

Bay Area Air Quality Management District
2026 Toxic Air Contaminant Control Program Annual Report

109057	ARCO Facility #06059	Pleasant Hill	Contra Costa	Intermediate	NA	NA	NA	NA	N
109383	Redwood Rd Chevron	Napa	Napa	Intermediate	NA	NA	NA	NA	N
109419	A & A Gas & Mart	Burlingame	San Mateo	Intermediate	NA	NA	NA	NA	N
109480	Gas & Shop	Morgan Hill	Santa Clara	Intermediate	NA	NA	NA	NA	Y
109515	Chevron Station #90787	San Francisco	San Francisco	Intermediate	NA	NA	NA	NA	N
109588	Rocket #5418	Benicia	Solano	Intermediate	NA	NA	NA	NA	N
109614	Costco Wholesale #129	Santa Clara	Santa Clara	Intermediate	NA	NA	NA	NA	N
109714	Fairfield Chevron	Fairfield	Solano	Intermediate	NA	NA	NA	NA	Y
109717	Byron Airport-CCC Public Works Dept	Byron	Contra Costa	Intermediate	NA	NA	NA	NA	N
109748	Costco Wholesale #41	Santa Rosa	Sonoma	Intermediate	NA	NA	NA	NA	Y
109899	Costco Wholesale #423	Sunnyvale	Santa Clara	Intermediate	2019	2.8	o	NA	N
109990	Chevron Station #20-7010	Richmond	Contra Costa	Intermediate	NA	NA	NA	NA	N
110033	CHEVRON SS #9-1081	East Palo Alto	San Mateo	Intermediate	NA	NA	NA	NA	Y
110354	7- Eleven Inc. #37948	Richmond	Contra Costa	Intermediate	NA	NA	NA	NA	N

Bay Area Air Quality Management District
2026 Toxic Air Contaminant Control Program Annual Report

110386	7- Eleven Inc. #37994	Pinole	Contra Costa	Intermediate	NA	NA	NA	NA	N
110458	Auto Pride Car Wash	San Jose	Santa Clara	Intermediate	NA	NA	NA	NA	N
110513	Fuel 24:7 @ Westborough	South San Francisco	San Mateo	Intermediate	NA	NA	NA	NA	N
110597	Safeway Fuel Center #1257	Livermore	Alameda	Intermediate	NA	NA	NA	NA	N
110598	Safeway Store # 1917 Fuel Center	Byron	Contra Costa	Intermediate	NA	NA	NA	NA	N
110611	Ishaq Trading Corp	Napa	Napa	Intermediate	NA	NA	NA	NA	N
110662	ARCO Facility #00524	Mill Valley	Marin	Intermediate	NA	NA	NA	NA	N
110664	ARCO Facility #00566	San Francisco	San Francisco	Intermediate	NA	NA	NA	NA	N
110669	ARCO Facility #02074	San Jose	Santa Clara	Intermediate	NA	NA	NA	NA	N
110677	ARCO Facility #02152	Castro Valley	Alameda	Intermediate	NA	NA	NA	NA	N
110698	Costco Fuel Facility (Loc. 659)	Rohnert Park	Sonoma	Intermediate	NA	NA	NA	NA	N
110709	Costco Wholesale #453	Fairfield	Solano	Intermediate	NA	NA	NA	NA	N
110732	Costco Wholesale #422	South San Francisco	San Mateo	Intermediate	NA	NA	NA	NA	Y
110758	Costco Gasoline #760	Gilroy	Santa Clara	Intermediate	NA	NA	NA	NA	Y

Bay Area Air Quality Management District
2026 Toxic Air Contaminant Control Program Annual Report

110848	Safeway Fuel Center #1891	Morgan Hill	Santa Clara	Intermediate	NA	NA	NA	NA	Y
110970	RAT OIL INC. DBA GAS STOP	San Jose	Santa Clara	Intermediate	NA	NA	NA	NA	Y
111101	ARCO Facility #00428	Richmond	Contra Costa	Intermediate	NA	NA	NA	NA	Y
111185	Costco Gasoline #778	Fremont	Alameda	Intermediate	2024	1.2	0.04	0.1	N
111256	ARCO AMPM of Gilroy	Gilroy	Santa Clara	Intermediate	NA	NA	NA	NA	Y
111347	GO! Gas & Food	Oakland	Alameda	Intermediate	NA	NA	NA	NA	Y
111349	Moe's Stop	San Jose	Santa Clara	Intermediate	NA	NA	NA	NA	N
111411	Chevron	Redwood City	San Mateo	Intermediate	NA	NA	NA	NA	N
111432	Safeway Fuel Center #1576	Santa Rosa	Sonoma	Intermediate	NA	NA	NA	NA	N
111574	Clayton Valley Shell	Concord	Contra Costa	Intermediate	NA	NA	NA	NA	N
111606	Milpitas Union 76	Milpitas	Santa Clara	Intermediate	NA	NA	NA	NA	N
111609	GO! Gas & Food #2	Oakland	Alameda	Intermediate	NA	NA	NA	NA	N
111624	ARCO Facility #00608	San Lorenzo	Alameda	Intermediate	NA	NA	NA	NA	N
111677	Chevron Station #305013	Santa Rosa	Sonoma	Intermediate	NA	NA	NA	NA	Y

Bay Area Air Quality Management District
2026 Toxic Air Contaminant Control Program Annual Report

111713	Costco Gasoline #1004	San Jose	Santa Clara	Intermediate	2006	2.7	0.01	NA	N
111751	ARCO	Santa Rosa	Sonoma	Intermediate	NA	NA	NA	NA	N
111771	A & A Gas Inc., dba A & A Gas and Food Mart	Fairfield	Solano	Intermediate	NA	NA	NA	NA	Y
111809	Black Diamond Vista	Concord	Contra Costa	Intermediate	NA	NA	NA	NA	Y
111814	Jacksons Food Stores #204	Fremont	Alameda	Intermediate	NA	NA	NA	NA	N
111815	Shell SS#68149	Livermore	Alameda	Intermediate	NA	NA	NA	NA	N
111880	Safeway Fuel Center #2828	Novato	Marin	Intermediate	NA	NA	NA	NA	N
111894	Chevron Products	Pittsburg	Contra Costa	Intermediate	NA	NA	NA	NA	Y
111903	Safeway Fuel Center #2708	Alameda	Alameda	Intermediate	NA	NA	NA	NA	N
111933	Costco Gasoline #1042	Redwood City	San Mateo	Intermediate	2008	3.9	0	NA	Y
111939	ARCO Facility #07026	Oakland	Alameda	Intermediate	NA	NA	NA	NA	Y
111945	Strawberry Food Mart	Mill Valley	Marin	Intermediate	NA	NA	NA	NA	N
111956	Poppy Old SF Road	Sunnyvale	Santa Clara	Intermediate	2023	1.7	0.01	0.39	N
111968	ARCO Facility #07119	Millbrae	San Mateo	Intermediate	NA	NA	NA	NA	N

Bay Area Air Quality Management District
2026 Toxic Air Contaminant Control Program Annual Report

112024	Sunol Super Stop	Sunol	Alameda	Intermediate	NA	NA	NA	NA	N
112047	Strauch & Compnay	Brentwood	Contra Costa	Intermediate	NA	NA	NA	NA	N
112056	Diamond Petroleum Inc	Concord	Contra Costa	Intermediate	NA	NA	NA	NA	Y
112081	Travis Blvd	Fairfield	Solano	Intermediate	NA	NA	NA	NA	Y
112082	Shell at Hacienda Crossings #165112	Dublin	Alameda	Intermediate	NA	NA	NA	NA	N
112124	Costco Wholesale # 1061	Hayward	Alameda	Intermediate	2009	8	0.02	NA	Y
112143	Diamond Petroleum Inc dba Marina Arco	Suisun City	Solano	Intermediate	NA	NA	NA	NA	N
112145	ARCO Facility #07126	Oakley	Contra Costa	Intermediate	NA	NA	NA	NA	Y
112165	ARCO Facility #00230	San Francisco	San Francisco	Intermediate	NA	NA	NA	NA	Y
112167	ARCO Facility #07133	Fremont	Alameda	Intermediate	NA	NA	NA	NA	N
112225	Safeway Fuel Center #2941	Pleasant Hill	Contra Costa	Intermediate	NA	NA	NA	NA	Y
112236	A & A Gas and Food Mart	San Leandro	Alameda	Intermediate	NA	NA	NA	NA	N
112243	Capital Shell	San Jose	Santa Clara	Intermediate	NA	NA	NA	NA	N
112273	Potrero Shell	San Francisco	San Francisco	Intermediate	NA	NA	NA	NA	N

Bay Area Air Quality Management District
2026 Toxic Air Contaminant Control Program Annual Report

112299	Marine World Shell	Vallejo	Solano	Intermediate	NA	NA	NA	NA	Y
112300	Admiral Shell	Vallejo	Solano	Intermediate	NA	NA	NA	NA	N
112310	El Portal Shell	San Pablo	Contra Costa	Intermediate	NA	NA	NA	NA	Y
112325	Shell	San Jose	Santa Clara	Intermediate	NA	NA	NA	NA	Y
112330	Safeway Fuel Center #3241	Campbell	Santa Clara	Intermediate	NA	NA	NA	NA	N
112368	Arco AMPM #83817	Fairfield	Solano	Intermediate	NA	NA	NA	NA	N
112388	AM/PM Mini Mart - Manohar Vasudeva	Fremont	Alameda	Intermediate	NA	NA	NA	NA	N
112389	ARCO Facility #07097	Morgan Hill	Santa Clara	Intermediate	NA	NA	NA	NA	N
112396	De Anza Car Wash & Gas	Cupertino	Santa Clara	Intermediate	NA	NA	NA	NA	N
112436	Heather Farm Shell	Walnut Creek	Contra Costa	Intermediate	NA	NA	NA	NA	N
112443	ARCO Facility #02184	Fairfield	Solano	Intermediate	NA	NA	NA	NA	N
112497	Mash Gas & Food Orinda	Orinda	Contra Costa	Intermediate	2021	3.84	0.03	NA	N
112502	Marin Gas & Auto Services	Larkspur	Marin	Intermediate	NA	NA	NA	NA	N
112558	Hegenberger Fuel and Food	Oakland	Alameda	Intermediate	NA	NA	NA	NA	Y

Bay Area Air Quality Management District
2026 Toxic Air Contaminant Control Program Annual Report

112565	APRO, LLC dba United Pacific #5671	Milpitas	Santa Clara	Intermediate	NA	NA	NA	NA	N
112612	Cal Petroleum Inc	Fairfield	Solano	Intermediate	NA	NA	NA	NA	Y
200004	Safeway Fuel Center #2856	Pleasanton	Alameda	Intermediate	NA	NA	NA	NA	N
200018	ARCO Facility #07090	Vallejo	Solano	Intermediate	NA	NA	NA	NA	Y
200037	Safeway Fuel Center #2900	San Jose	Santa Clara	Intermediate	NA	NA	NA	NA	N
200043	CJC Fallon Gateway, LLC	Dublin	Alameda	Intermediate	NA	NA	NA	NA	N
200045	Walters Road Arco	Fairfield	Solano	Intermediate	NA	NA	NA	NA	N
200048	Safeway Fuel Center #3281	Alameda	Alameda	Intermediate	NA	NA	NA	NA	Y
200070	ARCO Facility #07144	Pittsburg	Contra Costa	Intermediate	NA	NA	NA	NA	Y
200240	Costco Gasoline #1267	San Jose	Santa Clara	Intermediate	2014	9.9	0.9	NA	N
200347	1500 N California Blvd LLC	Walnut Creek	Contra Costa	Intermediate	2016	0.4	0	NA	N
200357	Silver Creek Valley Shell	San Jose	Santa Clara	Intermediate	NA	NA	NA	NA	N
200359	O'Farrell Senior Housing Inc	San Francisco	San Francisco	Intermediate	2016	9.9	0	NA	Y
200369	Sand Hill Construction Management	Cupertino	Santa Clara	Intermediate	NA	NA	NA	NA	N

Bay Area Air Quality Management District
2026 Toxic Air Contaminant Control Program Annual Report

200373	Calico Laboratories	South San Francisco	San Mateo	Intermediate	2016	0.66	o	NA	Y
200383	39888 Eureka, LLC	Newark	Alameda	Intermediate	NA	NA	NA	NA	N
200384	CMK, LLC	San Jose	Santa Clara	Intermediate	NA	NA	NA	NA	N
200388	Sunrise of Pleasanton	Pleasanton	Alameda	Intermediate	NA	NA	NA	NA	N
200389	Gateway 80 Owner LP	Fairfield	Solano	Intermediate	2016	9.9	o	NA	N
200394	1450 Franklin Street Owners Association	San Francisco	San Francisco	Intermediate	2016	9.9	o	NA	N
200403	San Jose Water Company	San Jose	Santa Clara	Intermediate	NA	NA	NA	NA	N
200404	Rolling Frito-Lay Sales, LP	Fairfield	Solano	Intermediate	NA	NA	NA	NA	N
200438	162 Jefferson	Menlo Park	San Mateo	Intermediate	NA	NA	NA	NA	N
200441	KQED, Inc.	Brisbane	San Mateo	Intermediate	NA	NA	NA	NA	N
200446	Zayo Group, LLC	Martinez	Contra Costa	Intermediate	NA	NA	NA	NA	N
200462	Prologis	Oakland	Alameda	Intermediate	NA	NA	NA	NA	Y
200466	Google LLC	Mountain View	Santa Clara	Intermediate	NA	NA	NA	NA	N
200477	T8 Urban Housing Associates, LLC, c/o Related Companies	San Francisco	San Francisco	Intermediate	2017	8.8	o	NA	N

Bay Area Air Quality Management District
2026 Toxic Air Contaminant Control Program Annual Report

200481	Moraga-Orinda Fire District	Orinda	Contra Costa	Intermediate	NA	NA	NA	NA	N
200483	Frito-Lay, Inc.	San Jose	Santa Clara	Intermediate	NA	NA	NA	NA	N
200492	Workday	Pleasanton	Alameda	Intermediate	NA	NA	NA	NA	N
200493	CCSF - OCME	San Francisco	San Francisco	Intermediate	2017	3.8	0	NA	Y
200500	Alta Waverly	Oakland	Alameda	Intermediate	NA	NA	NA	NA	Y
200501	Manganese Development LLC	Walnut Creek	Contra Costa	Intermediate	NA	NA	NA	NA	N
200512	City Of Oakland Public Works	Oakland	Alameda	Intermediate	NA	NA	NA	NA	Y
200515	Apple, Inc.	San Jose	Santa Clara	Intermediate	NA	NA	NA	NA	N
200527	Mumm Napa	Napa	Napa	Intermediate	2024	9.9	0.1	NA	N
200549	Alameda County Fire Department #23	Hayward	Alameda	Intermediate	NA	NA	NA	NA	N
200581	Kenwood Vineyards Winery	Kenwood	Sonoma	Intermediate	NA	NA	NA	NA	N
200601	GI ETS Shoreline LLC - 7000 Shoreline Ct	South San Francisco	San Mateo	Intermediate	2017	1.35	0	NA	Y
200608	City of Menlo Park	Menlo Park	San Mateo	Intermediate	NA	NA	NA	NA	N
200623	Stonefire Apartments	Berkeley	Alameda	Intermediate	2017	2.1	0	NA	N

Bay Area Air Quality Management District
2026 Toxic Air Contaminant Control Program Annual Report

200627	First Community Housing	San Jose	Santa Clara	Intermediate	NA	NA	NA	NA	N
200646	EGP 5855 San Jose LLC	San Jose	Santa Clara	Intermediate	NA	NA	NA	NA	N
200662	Shafer Vineyards	Napa	Napa	Intermediate	2020	9.9	o	NA	N
200664	MTII LLC	Sunnyvale	Santa Clara	Intermediate	2018	4.2	o	NA	N
200679	Stanford Redwood City Operations	Redwood City	San Mateo	Intermediate	2018	7.8	o	NA	Y
200688	Raymond Vineyards & Cellars	Saint Helena	Napa	Intermediate	NA	NA	NA	NA	N
200693	Amtrak	Oakland	Alameda	Intermediate	2023	0.54	o	NA	Y
200719	Federal Express - ZHAY	Hayward	Alameda	Intermediate	NA	NA	NA	NA	Y
200730	Penske Logistics LLC- Union City	Union City	Alameda	Intermediate	NA	NA	NA	NA	N
200736	Galleron Residences, LLC	Saint Helena	Napa	Intermediate	NA	NA	NA	NA	N
200737	JC Paper Co.	Fremont	Alameda	Intermediate	NA	NA	NA	NA	N
200741	425 Eccles	South San Francisco	San Mateo	Intermediate	NA	NA	NA	NA	Y
200746	Aubert Wines	Calistoga	Napa	Intermediate	NA	NA	NA	NA	N
200747	100 Independence	Menlo Park	San Mateo	Intermediate	NA	NA	NA	NA	N

Bay Area Air Quality Management District
2026 Toxic Air Contaminant Control Program Annual Report

200758	Federal Realty Investment Trust	San Jose	Santa Clara	Intermediate	NA	NA	NA	NA	N
200760	Golden Cajun, LLC	Santa Clara	Santa Clara	Intermediate	2018	9.4	0.01	NA	N
200761	Contra Costa County Fire Station #6	Concord	Contra Costa	Intermediate	NA	NA	NA	NA	N
200764	Bancross Development, LLC	Tiburon	Marin	Intermediate	NA	NA	NA	NA	N
200776	Kodiak Sciences, Inc.	Palo Alto	Santa Clara	Intermediate	2017	6.8	0	NA	N
200777	Cupertino Sanitary District	Saratoga	Santa Clara	Intermediate	NA	NA	NA	NA	N
200783	Prime Now LLC-USF4	Brisbane	San Mateo	Intermediate	2017	4.6	0	NA	N
200784	FN Cellars, Inc.	Oakville	Napa	Intermediate	2019	9.9	0.9	NA	N
200785	FN Cellars, LLC dba Far Niente Winery	Oakville	Napa	Intermediate	NA	NA	NA	NA	N
200786	Bit MacArthur Commons Investors, LLC	Oakland	Alameda	Intermediate	NA	NA	NA	NA	Y
200795	San Rafael Fire Department - Station 52	San Rafael	Marin	Intermediate	NA	NA	NA	NA	Y
200803	Dalla Valle Vineyards	Napa	Napa	Intermediate	NA	NA	NA	NA	N
200806	ACC OP (Bancroft Way) LP	Berkeley	Alameda	Intermediate	NA	NA	NA	NA	N
200812	ARINC Livermore	Livermore	Alameda	Intermediate	NA	NA	NA	NA	N

Bay Area Air Quality Management District
2026 Toxic Air Contaminant Control Program Annual Report

200818	McCarthy Blvd Chevron	Milpitas	Santa Clara	Intermediate	NA	NA	NA	NA	N
200819	Google LLC	San Jose	Santa Clara	Intermediate	NA	NA	NA	NA	N
200822	Tech Corners Campus LLC	Sunnyvale	Santa Clara	Intermediate	2018	1.2	0	NA	N
200825	Alere Home Monitoring, Inc.	Livermore	Alameda	Intermediate	NA	NA	NA	NA	N
200828	Peninsula Health Care District	Burlingame	San Mateo	Intermediate	NA	NA	NA	NA	N
200829	City Center Plaza Apartments	Oakland	Alameda	Intermediate	NA	NA	NA	NA	Y
200845	IKEA	American Canyon	Napa	Intermediate	2018	0.7	0	NA	N
200847	City of Sunnyvale	Sunnyvale	Santa Clara	Intermediate	NA	NA	NA	NA	N
200865	Lake Merritt Apartments dba Lake Merritt II Prsrvtn Ltd P'ship	Oakland	Alameda	Intermediate	NA	NA	NA	NA	Y
200871	Town of Discovery Bay	Discovery Bay	Contra Costa	Intermediate	NA	NA	NA	NA	N
200886	Britannia Pointe Grand, LP	South San Francisco	San Mateo	Intermediate	NA	NA	NA	NA	Y
200889	The Ranch Winery	Saint Helena	Napa	Intermediate	NA	NA	NA	NA	N
200903	Center Street Parking Garage	Berkeley	Alameda	Intermediate	NA	NA	NA	NA	N
200915	Hillsdale Shopping Center- North Block	San Mateo	San Mateo	Intermediate	2018	2.3	0	NA	N

Bay Area Air Quality Management District
2026 Toxic Air Contaminant Control Program Annual Report

200947	SFO Millbrae, LLC d/b/a Aloft SFO	Millbrae	San Mateo	Intermediate	NA	NA	NA	NA	N
200949	HPE	Milpitas	Santa Clara	Intermediate	NA	NA	NA	NA	N
200987	Meritage Commons	Napa	Napa	Intermediate	NA	NA	NA	NA	N
201021	Groth Vineyards	Napa	Napa	Intermediate	2019	9.9	0	NA	N
201031	Public Safety Complex - Police Services Building	Dublin	Alameda	Intermediate	2019	9.9	0.9	NA	N
201049	Boehringer-Ingelheim, Fremont	Fremont	Alameda	Intermediate	2020	3.7	0	NA	N
201056	San Francisco Municipal Transportation Agency	San Francisco	San Francisco	Intermediate	NA	NA	NA	NA	Y
201086	Roche Molecular Systems, Inc	Santa Clara	Santa Clara	Intermediate	NA	NA	NA	NA	N
201090	Creekside Milpitas, LLC	Milpitas	Santa Clara	Intermediate	NA	NA	NA	NA	N
201120	Pump Station 13	Greenbrae	Marin	Intermediate	NA	NA	NA	NA	N
201159	Holden of San Jose, LLC	San Jose	Santa Clara	Intermediate	NA	NA	NA	NA	N
201166	Branagh Development	Oakland	Alameda	Intermediate	NA	NA	NA	NA	Y
201179	DPIF2 CA 23 Goodrick Avenue, LLC	Richmond	Contra Costa	Intermediate	NA	NA	NA	NA	Y
201187	Coolport LLC.	Oakland	Alameda	Intermediate	NA	NA	NA	NA	N

Bay Area Air Quality Management District
2026 Toxic Air Contaminant Control Program Annual Report

201220	ARCO Facility #07034	Antioch	Contra Costa	Intermediate	NA	NA	NA	NA	Y
201246	Amazon.com Services LLC - SCA3	Richmond	Contra Costa	Intermediate	2025	1.5	o	NA	Y
201305	Fire Station 31	San Francisco	San Francisco	Intermediate	NA	NA	NA	NA	N
201310	Verizon Wireless - Hwy 152 Santa Teresa	Gilroy	Santa Clara	Intermediate	NA	NA	NA	NA	N
201314	Theorem Winery	Calistoga	Napa	Intermediate	2018	9.9	o	NA	N
201340	Sangamo Therapeutics, Inc.	Brisbane	San Mateo	Intermediate	NA	NA	NA	NA	N
201377	Broadway-Webster Medical Plaza	Oakland	Alameda	Intermediate	NA	NA	NA	NA	Y
201382	4401 - 4457 Park Rd.	Benicia	Solano	Intermediate	NA	NA	NA	NA	N
201384	Pure Storage, Inc.	Santa Clara	Santa Clara	Intermediate	2018	3	o	NA	N
201399	ARCO Laurel and Empire	Oakley	Contra Costa	Intermediate	NA	NA	NA	NA	N
201406	Residence Inn Berkeley	Berkeley	Alameda	Intermediate	2021	2.7	o	NA	N
201419	East Bay Regional Park District	Oakland	Alameda	Intermediate	2025	0.91	o	o	N
201422	ALOM Diesel Packaged Pump House	Fremont	Alameda	Intermediate	NA	NA	NA	NA	N
201428	Alviso Storm Pump Station	San Jose	Santa Clara	Intermediate	2018	1.2	o	NA	N

Bay Area Air Quality Management District
2026 Toxic Air Contaminant Control Program Annual Report

201480	Atria Park of San Mateo	San Mateo	San Mateo	Intermediate	NA	NA	NA	NA	N
201486	HCP LS Brisbane LLC c/o CBRE	Brisbane	San Mateo	Intermediate	2018	1.4	0	NA	Y
201498	Pacific Commons Industrial	Fremont	Alameda	Intermediate	NA	NA	NA	NA	N
201499	Google LLC	Mountain View	Santa Clara	Intermediate	NA	NA	NA	NA	N
201502	ABB/Con-Cise Optical Group LLC	Alameda	Alameda	Intermediate	NA	NA	NA	NA	N
201505	ARCO Facility #07041	Concord	Contra Costa	Intermediate	NA	NA	NA	NA	Y
201512	Prologis	Oakland	Alameda	Intermediate	NA	NA	NA	NA	Y
201517	South County Yard	San Martin	Santa Clara	Intermediate	NA	NA	NA	NA	Y
201532	Apple, Inc.	Sunnyvale	Santa Clara	Intermediate	NA	NA	NA	NA	N
201537	Summerfield Healthcare Center	Santa Rosa	Sonoma	Intermediate	NA	NA	NA	NA	N
201544	Contra Costa County Fire District	Lafayette	Contra Costa	Intermediate	NA	NA	NA	NA	N
201549	4880 El Camino Homeowners Association	Los Altos	Santa Clara	Intermediate	NA	NA	NA	NA	N
201551	2075 Lane Broadway	Redwood City	San Mateo	Intermediate	NA	NA	NA	NA	Y
201552	Watermark at Napa Senior Living	Napa	Napa	Intermediate	NA	NA	NA	NA	N

Bay Area Air Quality Management District
2026 Toxic Air Contaminant Control Program Annual Report

201590	Holland Partner Group	Oakland	Alameda	Intermediate	NA	NA	NA	NA	Y
201591	Vocera Communications	San Jose	Santa Clara	Intermediate	NA	NA	NA	NA	N
201592	Living Spaces San Jose	San Jose	Santa Clara	Intermediate	NA	NA	NA	NA	N
201595	California Water Services	Woodside	San Mateo	Intermediate	NA	NA	NA	NA	N
201596	Safeway Fuel Center #2874 - Hercules	Hercules	Contra Costa	Intermediate	NA	NA	NA	NA	Y
201604	Bennett Residence	Napa	Napa	Intermediate	NA	NA	NA	NA	N
201605	Duffy's Napa Valley Rehab	Calistoga	Napa	Intermediate	2019	9.9	0.01	NA	N
201610	Alameda County Community Food Bank	Oakland	Alameda	Intermediate	NA	NA	NA	NA	Y
201626	Meta Platforms, Inc. - FRE-122	Fremont	Alameda	Intermediate	NA	NA	NA	NA	N
201630	Pacific Commons Owner LP	Fremont	Alameda	Intermediate	2024	0.48	0	NA	N
201631	Pacific Commons Owner LP	Fremont	Alameda	Intermediate	NA	NA	NA	NA	N
201646	Orchard Partners	American Canyon	Napa	Intermediate	NA	NA	NA	NA	N
201660	Schmitt & Company	Calistoga	Napa	Intermediate	NA	NA	NA	NA	N
201670	San Pablo Hotel Associates	Oakland	Alameda	Intermediate	NA	NA	NA	NA	Y

Bay Area Air Quality Management District
2026 Toxic Air Contaminant Control Program Annual Report

201679	Santa Rosa Junior College	Santa Rosa	Sonoma	Intermediate	2019	9.9	0	NA	N
201689	TA Oakland Road, LP	San Jose	Santa Clara	Intermediate	NA	NA	NA	NA	Y
201691	California Water Service	Los Altos	Santa Clara	Intermediate	NA	NA	NA	NA	N
201692	DL Falk Construction/City of Livermore	Livermore	Alameda	Intermediate	NA	NA	NA	NA	N
201695	MCM Diversified	San Jose	Santa Clara	Intermediate	NA	NA	NA	NA	N
201697	Alameda Municipal Power	Alameda	Alameda	Intermediate	NA	NA	NA	NA	N
201699	Microsoft Corporation	Mountain View	Santa Clara	Intermediate	2019	1	0	NA	N
201708	VERDI 1457	Palo Alto	Santa Clara	Intermediate	NA	NA	NA	NA	N
201722	Caymus Vineyards	St. Helena	Napa	Intermediate	NA	NA	NA	NA	N
201727	SFPUC - Yerba Buena Island	San Francisco	San Francisco	Intermediate	2022	1	0	NA	Y
201731	Eleanor Apartments (Milpitas)	Milpitas	Santa Clara	Intermediate	NA	NA	NA	NA	N
201735	San Rafael Public Safety Center	San Rafael	Marin	Intermediate	2019	9.9	0.01	NA	N
201744	Anton Milpitas 730	Milpitas	Santa Clara	Intermediate	NA	NA	NA	NA	N
201746	HPE Milpitas	Milpitas	Santa Clara	Intermediate	NA	NA	NA	NA	N

Bay Area Air Quality Management District
2026 Toxic Air Contaminant Control Program Annual Report

201747	Arroyo Green	Redwood City	San Mateo	Intermediate	NA	NA	NA	NA	Y
201748	Workday	Pleasanton	Alameda	Intermediate	NA	NA	NA	NA	N
201750	FPC Builders, Inc.	San Francisco	San Francisco	Intermediate	NA	NA	NA	NA	Y
201755	Hourglass Winery	Calistoga	Napa	Intermediate	2019	9.9	0.9	NA	N
201756	Towers at Great America	Santa Clara	Santa Clara	Intermediate	NA	NA	NA	NA	N
201764	Brink's U.S.	Oakland	Alameda	Intermediate	NA	NA	NA	NA	Y
201767	Outpost Wines	Angwin	Napa	Intermediate	2019	9.9	0	NA	N
201769	Amazon.com Service, LLC - DSJ6	Hayward	Alameda	Intermediate	NA	NA	NA	NA	Y
201771	Contra Costa County Fire Protection District	San Pablo	Contra Costa	Intermediate	NA	NA	NA	NA	Y
201780	Pope Valley Winery	Pope Valley	Napa	Intermediate	NA	NA	NA	NA	N
201783	2000 Marina LLC	San Leandro	Alameda	Intermediate	NA	NA	NA	NA	Y
201789	Auberge du Soleil	Rutherford	Napa	Intermediate	2020	9.9	0	NA	N
201791	@ Central Property Owner, LLC	Santa Clara	Santa Clara	Intermediate	NA	NA	NA	NA	N
201793	Santa Clara Valley Transportation Authority	San Jose	Santa Clara	Intermediate	2019	9.9	0.9	NA	N

Bay Area Air Quality Management District
2026 Toxic Air Contaminant Control Program Annual Report

201796	Prologis 6 Livermore	Livermore	Alameda	Intermediate	2019	0.28	0	NA	N
201800	City of Palo Alto	Palo Alto	Santa Clara	Intermediate	2022	2.8	0	0.01	N
201805	San Francisco Animal Care & Control	San Francisco	San Francisco	Intermediate	NA	NA	NA	NA	Y
201807	Prime Now LLC-USF2	San Leandro	Alameda	Intermediate	2019	1.1	0	NA	Y
201816	Valent USA Lab & Headquarters	San Ramon	Contra Costa	Intermediate	NA	NA	NA	NA	N
201817	North Marin Water District	Novato	Marin	Intermediate	NA	NA	NA	NA	N
201823	Prologis	San Leandro	Alameda	Intermediate	NA	NA	NA	NA	Y
201826	Treasure Island Development Authority	Yerba Buena	San Francisco	Intermediate	NA	NA	NA	NA	Y
201844	Amazon.com Services LLC - DCX5	San Jose	Santa Clara	Intermediate	NA	NA	NA	NA	Y
201851	MILTENYI BIOTEC	San Jose	Santa Clara	Intermediate	2020	2.3	0	NA	N
201870	Adobe North Tower	San Jose	Santa Clara	Intermediate	NA	NA	NA	NA	N
201873	Pelican Inn	Muir Beach	Marin	Intermediate	NA	NA	NA	NA	N
201881	AUI Fine Foods, Inc.	South San Francisco	San Mateo	Intermediate	NA	NA	NA	NA	Y
201895	SeqMatic LLC	Fremont	Alameda	Intermediate	NA	NA	NA	NA	N

Bay Area Air Quality Management District
2026 Toxic Air Contaminant Control Program Annual Report

201911	CATALYST PARKING STRUCTURE A	Sunnyvale	Santa Clara	Intermediate	NA	NA	NA	NA	N
201913	The Mark at Berkeley, LLC	Berkeley	Alameda	Intermediate	NA	NA	NA	NA	N
201926	California Water Service Company [BG Stations 24]	Woodside	San Mateo	Intermediate	NA	NA	NA	NA	N
201927	CALIFORNIA WATER SERVICE COMPANY [BG STATION 6]	Portola Valley	San Mateo	Intermediate	NA	NA	NA	NA	N
201928	California Water Service Company [MPS Station 27]	San Mateo	San Mateo	Intermediate	NA	NA	NA	NA	N
201935	Napa Logistics Park Building 4	American Canyon	Napa	Intermediate	NA	NA	NA	NA	N
201941	Rutherford Grill	Napa	Napa	Intermediate	NA	NA	NA	NA	N
201954	Harlan Estate Winery	Napa	Napa	Intermediate	NA	NA	NA	NA	N
201962	San Rafael Sanitation District - South San Francisco Pump Station	San Rafael	Marin	Intermediate	NA	NA	NA	NA	Y
201964	Terreno Morton LLC	Newark	Alameda	Intermediate	2024	0.57	0	NA	N
201970	Fresenius Kidney Care	Oakland	Alameda	Intermediate	NA	NA	NA	NA	Y
201973	Real Property Investments, LLC	Mountain View	Santa Clara	Intermediate	NA	NA	NA	NA	N
201977	Oliver's Market	Santa Rosa	Sonoma	Intermediate	NA	NA	NA	NA	N
201984	Fontanella Family Winery	Napa	Napa	Intermediate	2021	9.9	0.1	NA	N

Bay Area Air Quality Management District
2026 Toxic Air Contaminant Control Program Annual Report

201985	Friedman's Home Improvement	Sonoma	Sonoma	Intermediate	NA	NA	NA	NA	N
201988	Amazon.com Service, LLC - DFOg	American Canyon	Napa	Intermediate	NA	NA	NA	NA	N
201990	Gamble Residence	Saint Helena	Napa	Intermediate	NA	NA	NA	NA	N
201994	Hilton Garden Inn (Westlake SJH, LLC)	San Jose	Santa Clara	Intermediate	NA	NA	NA	NA	N
202000	City of Rohnert Park Fire Station #3	Rohnert Park	Sonoma	Intermediate	NA	NA	NA	NA	N
202013	Poetry Inn	Napa	Napa	Intermediate	NA	NA	NA	NA	N
202015	Holiday Inn Express & Suites San Jose Airport	San Jose	Santa Clara	Intermediate	NA	NA	NA	NA	N
202021	BART Berryessa Station	San Jose	Santa Clara	Intermediate	2016	9.9	0.9	NA	N
202024	Petaluma Veterans Building	Petaluma	Sonoma	Intermediate	NA	NA	NA	NA	N
202030	California Water Service LAS Station 34	Cupertino	Santa Clara	Intermediate	NA	NA	NA	NA	N
202035	Rudd Vineyards LLC	Napa	Napa	Intermediate	NA	NA	NA	NA	N
202039	Lokoya Winery	Saint Helena	Napa	Intermediate	NA	NA	NA	NA	N
202047	Humane Society of Sonoma County	Santa Rosa	Sonoma	Intermediate	NA	NA	NA	NA	N
202048	Safeway Fuel Center #2776	San Jose	Santa Clara	Intermediate	NA	NA	NA	NA	Y

Bay Area Air Quality Management District
2026 Toxic Air Contaminant Control Program Annual Report

202049	South San Francisco Sanitary Sewage Pumping Station No. 1	South San Francisco	San Mateo	Intermediate	NA	NA	NA	NA	Y
202053	Stag's Leap Wine Cellars	Saint Helena	Napa	Intermediate	NA	NA	NA	NA	N
202064	T-Mobile West, LLC - SF70430M	Fairfield	Solano	Intermediate	NA	NA	NA	NA	N
202066	T-Mobile West, LLC - SF13073B-HN	Woodside	San Mateo	Intermediate	NA	NA	NA	NA	N
202069	Williams Road Developer, LLC - MorningStar West Valley	San Jose	Santa Clara	Intermediate	NA	NA	NA	NA	N
202073	T-Mobile - BA02023A-HN	Oakland	Alameda	Intermediate	NA	NA	NA	NA	N
202078	LBA Realty	San Jose	Santa Clara	Intermediate	NA	NA	NA	NA	Y
202081	Google, Inc.	Palo Alto	Santa Clara	Intermediate	2020	1.4	0	NA	N
202103	St Supery Winery	Saint Helena	Napa	Intermediate	NA	NA	NA	NA	N
202107	Sagebrook Senior Living	San Francisco	San Francisco	Intermediate	NA	NA	NA	NA	N
202111	Circle K - Napa Junction	American Canyon	Napa	Intermediate	2021	6.8	0.04	NA	N
202115	8000 Marina Boulevard	Brisbane	San Mateo	Intermediate	NA	NA	NA	NA	N
202119	PATC 1810 Embarcadero	Palo Alto	Santa Clara	Intermediate	2021	3.7	0	NA	N
202127	T-Mobile - BA00365A-HN	Vallejo	Solano	Intermediate	NA	NA	NA	NA	Y

Bay Area Air Quality Management District
2026 Toxic Air Contaminant Control Program Annual Report

202133	Domaine Carneros	Napa	Napa	Intermediate	NA	NA	NA	NA	N
202138	Amazon.com Services LLC - DFO2	Oakley	Contra Costa	Intermediate	NA	NA	NA	NA	Y
202142	200 Park	San Jose	Santa Clara	Intermediate	NA	NA	NA	NA	N
202159	The Graham Apartments	Milpitas	Santa Clara	Intermediate	NA	NA	NA	NA	N
202171	TBUSA	San Jose	Santa Clara	Intermediate	2021	1.6	o	NA	N
202174	Windy Hill Property Ventures	Redwood City	San Mateo	Intermediate	NA	NA	NA	NA	Y
202178	IF - 85th	Oakland	Alameda	Intermediate	2021	9.9	o	NA	Y
202179	Schoendorf Residence	St. Helena	Napa	Intermediate	NA	NA	NA	NA	N
202180	2012 Berkeley Way	Berkeley	Alameda	Intermediate	NA	NA	NA	NA	N
202220	SpectraSite Communications, LLC	Napa	Napa	Intermediate	NA	NA	NA	NA	N
202223	American Tower [8556] - Brentwood Oakley	Antioch	Contra Costa	Intermediate	NA	NA	NA	NA	N
202224	SpectraSite Communications, LLC	Daly City	San Mateo	Intermediate	NA	NA	NA	NA	N
202225	American Tower [414615] - La Honda	La Honda	San Mateo	Intermediate	NA	NA	NA	NA	N
202237	American Tower - PITTSBURG RELOCATION CA	Pittsburg	Contra Costa	Intermediate	NA	NA	NA	NA	Y

Bay Area Air Quality Management District
2026 Toxic Air Contaminant Control Program Annual Report

202249	SpectraSite Communications, LLC	Oakley	Contra Costa	Intermediate	2021	8.3	o	NA	N
202274	Rancho de Calistoga	Calistoga	Napa	Intermediate	2022	3.6	o	NA	N
202278	Santa Rosa Veterans Memorial Building	Santa Rosa	Sonoma	Intermediate	NA	NA	NA	NA	N
202283	Caymus Suisun Winery	Fairfield	Solano	Intermediate	2023	2.4	o	NA	N
202288	Carquinez Bridge Toll Plaza/Caltrans	Vallejo	Solano	Intermediate	NA	NA	NA	NA	Y
202290	California Water Service Co. BG Station 7	Portola Valley	San Mateo	Intermediate	2021	3.1	o	NA	N
202302	American Tower 301251	Albany	Alameda	Intermediate	NA	NA	NA	NA	N
202305	Guardant - East Bay	Union City	Alameda	Intermediate	NA	NA	NA	NA	N
202310	Guardant Health at 3100 Hanover Palo Alto	Palo Alto	Santa Clara	Intermediate	2021	1.5	o	NA	N
202312	Fire Station #25 San Mateo	San Mateo	San Mateo	Intermediate	NA	NA	NA	NA	N
202313	Eyelliance Eye Center	Napa	Napa	Intermediate	NA	NA	NA	NA	N
202317	Wine Service Cooperative - St. Helena Warehouse	St. Helena	Napa	Intermediate	NA	NA	NA	NA	N
202327	Longfellow Real Estate Partners	Palo Alto	Santa Clara	Intermediate	2023	2.9	o	0.9	N
202328	Napa Vault	Napa	Napa	Intermediate	NA	NA	NA	NA	N

Bay Area Air Quality Management District
2026 Toxic Air Contaminant Control Program Annual Report

202330	Linkedin Corporation	Sunnyvale	Santa Clara	Intermediate	NA	NA	NA	NA	N
202333	300 Utah Avenue	South San Francisco	San Mateo	Intermediate	NA	NA	NA	NA	Y
202356	Pacific Research Center	Newark	Alameda	Intermediate	2023	2.1	0	NA	N
202363	Market Street Development	San Pablo	Contra Costa	Intermediate	2021	1.7	0	NA	Y
202364	The Emery (500 Apartments & Retail)	Emeryville	Alameda	Intermediate	2022	1.7	0	NA	Y
202372	Amazon.com Services LLC - TCYg	Oakley	Contra Costa	Intermediate	2023	8.4	0	NA	N
202375	WWCMC	Glen Ellen	Sonoma	Intermediate	2023	9.9	0	NA	N
202380	Jefferson Street Hotel LLC	Oakland	Alameda	Intermediate	2022	9.7	0	NA	Y
202394	6800 Dumbarton	Fremont	Alameda	Intermediate	NA	NA	NA	NA	N
202408	Cal Mart	Calistoga	Napa	Intermediate	NA	NA	NA	NA	N
202418	Stevens Creek Phase II	Santa Clara	Santa Clara	Intermediate	NA	NA	NA	NA	N
202433	Bruton Sanitary Pump Station (4th St Sewer Pump Station)	San Francisco	San Francisco	Intermediate	NA	NA	NA	NA	Y
202450	1304 El Camino Real Apartments	Redwood City	San Mateo	Intermediate	2022	1.7	0	NA	Y
202461	Bionova Scientific, Inc.	Fremont	Alameda	Intermediate	NA	NA	NA	NA	N

Bay Area Air Quality Management District
2026 Toxic Air Contaminant Control Program Annual Report

202465	Public Storage	Cupertino	Santa Clara	Intermediate	NA	NA	NA	NA	N
202466	Butterfield Tech Park	Morgan Hill	Santa Clara	Intermediate	NA	NA	NA	NA	N
202469	Gideon	Milpitas	Santa Clara	Intermediate	NA	NA	NA	NA	N
202480	Bridge Point Silicon Valley	Milpitas	Santa Clara	Intermediate	NA	NA	NA	NA	N
202494	Parkridge Santary Sewer Pump Station	Oakland	Alameda	Intermediate	NA	NA	NA	NA	N
202495	Genesis Marina	Brisbane	San Mateo	Intermediate	2022	0.65	0	0.01	N
202496	Avirmax, Inc.	Hayward	Alameda	Intermediate	NA	NA	NA	NA	Y
202497	Rick Ali Residence	Calistoga	Napa	Intermediate	NA	NA	NA	NA	N
202501	Cade Estate Winery	Angwin	Napa	Intermediate	NA	NA	NA	NA	N
202506	Logisticenter Fairfield	Fairfield	Solano	Intermediate	2023	0.61	0	NA	Y
202511	Sunnyvale Community Services	Sunnyvale	Santa Clara	Intermediate	NA	NA	NA	NA	N
202516	The Tower Association	San Mateo	San Mateo	Intermediate	NA	NA	NA	NA	N
202519	Verizon Wireless - Hwy 580/13	Oakland	Alameda	Intermediate	NA	NA	NA	NA	N
202530	Heritage on the Marina	San Francisco	San Francisco	Intermediate	NA	NA	NA	NA	N

Bay Area Air Quality Management District
2026 Toxic Air Contaminant Control Program Annual Report

202532	1600 Harbor Bay Parkway	Alameda	Alameda	Intermediate	2022	0.37	o	NA	Y
202536	Iron Mountain	San Francisco	San Francisco	Intermediate	NA	NA	NA	NA	Y
202537	PV LSR Cabot, LLC	South San Francisco	San Mateo	Intermediate	NA	NA	NA	NA	Y
202551	Amazon.com Services LLC - DFO3	Livermore	Alameda	Intermediate	2023	0.32	o	NA	N
202559	Freewire Technologies Inc	Newark	Alameda	Intermediate	NA	NA	NA	NA	N
202565	Juliana Water	Pope Valley	Napa	Intermediate	NA	NA	NA	NA	N
202586	Bonness Ranch	Sonoma	Sonoma	Intermediate	2022	9.9	o	NA	N
202587	J Ranch	Petaluma	Sonoma	Intermediate	2022	9.9	o	NA	N
202590	Santa Rosa Hatchery	Santa Rosa	Sonoma	Intermediate	NA	NA	NA	NA	N
202591	10X Genomics	Pleasanton	Alameda	Intermediate	2022	1.4	o	o	N
202592	Ascend Clinical LLC	Sunnyvale	Santa Clara	Intermediate	2022	2.1	o	NA	N
202613	Pad D Fire Supression System	East Palo Alto	San Mateo	Intermediate	NA	NA	NA	NA	Y
202620	Sonoma County Indian Health Project, Inc.	Santa Rosa	Sonoma	Intermediate	2022	0.65	o	NA	N
202621	Pro-Form Manufacturing, LLC	Benicia	Solano	Intermediate	NA	NA	NA	NA	N

Bay Area Air Quality Management District
2026 Toxic Air Contaminant Control Program Annual Report

202634	Oakland GO	Oakland	Alameda	Intermediate	NA	NA	NA	NA	Y
202646	Oakland 11	Oakland	Alameda	Intermediate	2022	0.86	0	NA	Y
202649	Bret Harte Center	San Rafael	Marin	Intermediate	2022	1.4	0	NA	N
202653	Tower Road Winery Co-Op	American Canyon	Napa	Intermediate	NA	NA	NA	NA	N
202656	NASH - Holland Gateway Crossing - Lot 1	Santa Clara	Santa Clara	Intermediate	NA	NA	NA	NA	N
202661	Iron Ox GH1X	Gilroy	Santa Clara	Intermediate	2022	0.82	0	NA	N
202665	Kaiser Foundation Health Plan - Project Genetics Lab	San Jose	Santa Clara	Intermediate	2022	6	0	NA	N
202671	Rowland Plaza Pump Station	Novato	Marin	Intermediate	2022	1.7	0	NA	N
202695	Synthego Holdings, Inc.	Redwood City	San Mateo	Intermediate	2022	0.45	0	NA	Y
202697	Allston Way - Warm Shell & Core	Berkeley	Alameda	Intermediate	2022	0.54	0	NA	Y
202710	Southern Glazer's Wine & Spirits of California	Union City	Alameda	Intermediate	NA	NA	NA	NA	N
202715	Sequence Campus	Fremont	Alameda	Intermediate	2022	1.2	0	NA	N
202718	Extra Space Storage	Alameda	Alameda	Intermediate	2022	0.82	0	NA	Y
202724	San Bruno Recreation & Aquatic Center	San Bruno	San Mateo	Intermediate	2022	3.5	0	NA	N

Bay Area Air Quality Management District
2026 Toxic Air Contaminant Control Program Annual Report

202733	Costco Gasoline (Loc. No. 848)	San Jose	Santa Clara	Intermediate	2023	6.1	0.08	0.16	N
202738	Fire Station 16	Dublin	Alameda	Intermediate	2022	3.4	0	NA	N
202739	3450 Hillview	Palo Alto	Santa Clara	Intermediate	2022	0.34	0	NA	N
202749	Vaxart, Inc.	South San Francisco	San Mateo	Intermediate	2022	0.52	0	NA	Y
202776	Brittan West	San Carlos	San Mateo	Intermediate	2024	1.3	0	0	N
202780	Nkarta, Inc.	South San Francisco	San Mateo	Intermediate	2022	1.3	0	NA	Y
202784	BTC III San Jose Logistics Center LP	San Jose	Santa Clara	Intermediate	2022	0.79	0	NA	Y
202795	Bascom Assisted Living Facility	San Jose	Santa Clara	Intermediate	2023	2.1	0	NA	N
202803	GI ETS Hayward LLC	Hayward	Alameda	Intermediate	2022	0.79	0	NA	Y
202804	STC Venture Block 3RWS, LLC	Sunnyvale	Santa Clara	Intermediate	2023	0.71	0	0	N
202807	Harbor Bay Pump Station	Alameda	Alameda	Intermediate	2022	0.57	0	NA	N
202812	Fire Station 55	San Rafael	Marin	Intermediate	2023	2.3	0	NA	N
202817	Amazon.com Services LLC - SCA2	Brisbane	San Mateo	Intermediate	2023	0.41	0	NA	N
202818	Costco Gasoline	Newark	Alameda	Intermediate	2023	9.9	0.08	0.1	N

Bay Area Air Quality Management District
2026 Toxic Air Contaminant Control Program Annual Report

202826	Fire Station 54	San Rafael	Marin	Intermediate	2022	2.2	0	NA	Y
202835	220 Park Road	Burlingame	San Mateo	Intermediate	2022	0.39	0	NA	N
202854	Redwood Credit Union - Napa Campus	Napa	Napa	Intermediate	2023	1.1	0	NA	N
202863	U-Box Moving & Storage of Concord	Concord	Contra Costa	Intermediate	2022	5.9	0	NA	Y
202870	SJW Mann Station	Cupertino	Santa Clara	Intermediate	2023	2.7	0	NA	N
202887	Vine Transit Maintenance Facility	Napa	Napa	Intermediate	2023	0.55	0	NA	N
202895	Brentwood Monopole - BA61730S	Brentwood	Contra Costa	Intermediate	NA	NA	NA	NA	N
202896	T-Mobile - BA62012S	Oakland	Alameda	Intermediate	2023	0.63	0	NA	Y
202897	T-Mobile - BA64168S	Campbell	Santa Clara	Intermediate	2023	6.9	0	NA	N
202900	T-Mobile - BA62062S	Fremont	Alameda	Intermediate	2023	0.29	0	NA	N
202919	Zoox Inc	Fremont	Alameda	Intermediate	2022	9.9	0	NA	N
202924	Parr Blvd. & Richmond Parkway Building 1	Richmond	Contra Costa	Intermediate	2023	0.16	0	NA	Y
202931	Napa Ranch	Sonoma	Sonoma	Intermediate	2023	9.9	0	NA	N
202941	Crystal Bio Solutions	Pleasanton	Alameda	Intermediate	2023	9.9	0	NA	N

Bay Area Air Quality Management District
2026 Toxic Air Contaminant Control Program Annual Report

202963	AT&T - FA10095813 - East Fairfield	Suisun City	Solano	Intermediate	2023	1.7	0	NA	N
202974	24493 Clawiter Road	Hayward	Alameda	Intermediate	2023	0.14	0	NA	Y
202992	Berkeley Commons	Berkeley	Alameda	Intermediate	2023	2.3	0	NA	N
202998	1015 Atlantic Ave	Alameda	Alameda	Intermediate	2023	0.5	0	NA	N
203049	The Surgery Center	Oakland	Alameda	Intermediate	2023	0.93	0	NA	Y
203063	Red Top Pump Station (City of Fairfield)	Fairfield	Solano	Intermediate	2023	4.5	0	NA	N
203071	Morningstar DeAnza Memory Care	San Jose	Santa Clara	Intermediate	2023	0.59	0	NA	N
203097	Rubicon	San Francisco	San Francisco	Intermediate	2023	2.4	0	NA	N
203109	Dumbarton Circle Spec Suite	Fremont	Alameda	Intermediate	2023	0.59	0	NA	N
203114	Cochrane Technology Center	Morgan Hill	Santa Clara	Intermediate	2023	9.9	0	NA	N
203121	City of Antioch Water Treatment Plant	Antioch	Contra Costa	Intermediate	2023	2	0	0	Y
203161	Logisticcenter At Enterprise	Hayward	Alameda	Intermediate	2023	0.25	0	NA	Y
203165	Bellara	Hayward	Alameda	Intermediate	2023	6.1	0	NA	N
203182	YWCA Apartments Inc	San Francisco	San Francisco	Intermediate	NA	NA	NA	NA	N

Bay Area Air Quality Management District
2026 Toxic Air Contaminant Control Program Annual Report

203191	Skywalker Sound	Nicasio	Marin	Intermediate	NA	NA	NA	NA	N
203197	RK Logistics	Fremont	Alameda	Intermediate	2023	9.9	0	NA	N
203199	AbbVie, Inc.	South San Francisco	San Mateo	Intermediate	NA	NA	NA	NA	N
203201	Comfort Inn By the Bay	San Francisco	San Francisco	Intermediate	NA	NA	NA	NA	N
203237	Pimentel Place	Hayward	Alameda	Intermediate	2024	2.9	0	NA	N
203252	County of Marin/MERA-Mt. Burdell OTA	Novato	Marin	Intermediate	2023	9.9	0.9	NA	N
203320	County of Marin/MERA-Coyote Peak	Petaluma	Sonoma	Intermediate	2023	9.9	0.9	NA	N
203411	7601 Dumbarton	Fremont	Alameda	Intermediate	NA	NA	NA	NA	N
203441	The Lafayette	Santa Clara	Santa Clara	Intermediate	2024	2.1	0	NA	N
203566	X-Therma Inc - Hercules CA	Hercules	Contra Costa	Intermediate	NA	NA	NA	NA	N
203667	Spartan Village on the Paseo	San Jose	Santa Clara	Intermediate	2025	0.79	0	NA	N
203849	300 Wind River	Alameda	Alameda	Intermediate	NA	NA	NA	NA	N
210636	Constellations Brands U.S. Operations, Inc. dba Robert Mondavi Wi	Oakville	Napa	Intermediate	NA	NA	NA	NA	N
212447	Honig Vineyard & Winery	Napa	Napa	Intermediate	2023	9.9	0	NA	N

Bay Area Air Quality Management District
2026 Toxic Air Contaminant Control Program Annual Report