

Instructions and Cautions:

TRUCRS Website (to report): <http://www.arb.ca.gov/msprog/onrdiesel/reportinginfo.htm>

1. Records submitted for trucks that were added to the fleet after 2006 without vehicle ID's cause errors in processing the fleet report (summary), see example below.
2. All vehicle ID's must match between calculator and summary (i.e., there's a different number of trucks on Fleet Summary and Fleet Calculator, the applicant used different IDs on the Fleet Summary and Fleet Calculator, IDs are blank on one document).
3. Report all trucks on Fleet Summary, including any that are sold, retired or participating in incentive programs.
4. Both the Fleet Calculator and the Fleet Summary must be submitted. As much as

Example of incorrect "Fleet Summary Page" printout from TRUCRS website

FLEET SUMMARY - VEHICLES CURRENTLY IN YOUR FLEET								
	VIN	License Number	Owners Vehicle ID	Model Year	Manufacturer	Provision(s)	In Fleet 2006	Report Status
Remove Edit	1234abcd	xyz123		1905	VOLVO	Sweeper	Yes	Complete
Remove Edit	67abcd990			2002	DODGE	Sweeper Construction Truck	Yes	Complete
Remove Edit	1234567890	vw789		2005	MACK	Low-Use	Yes	Incomplete

FLEET SUMMARY - VEHICLES IN YOUR FLEET IN 2006 AND NOT CURRENTLY IN YOUR FLEET							
	VIN	Vehicle Model Year	Engine Model Year	Engine Family Number	In Fleet 2006	Report Status	
Remove Edit	454545ghgh	1905	1971		Yes	Complete	

[Click to View Vehicles removed from your Fleet](#)


Must have Vehicle ID that matches the Vehicle ID on the Fleet Calculator.

"Report Status" must be "Complete".

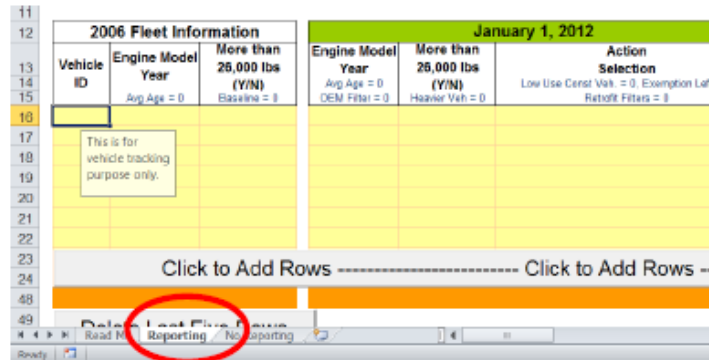
possible, try to send both in one submission to CARB or contact CARB with questions.

FLEET CALCULATOR INSTRUCTIONS for Proposition 1B Program

1. To begin using the Fleet Calculator, press the "HERE" button.




2. Click on the "Reporting" tab.



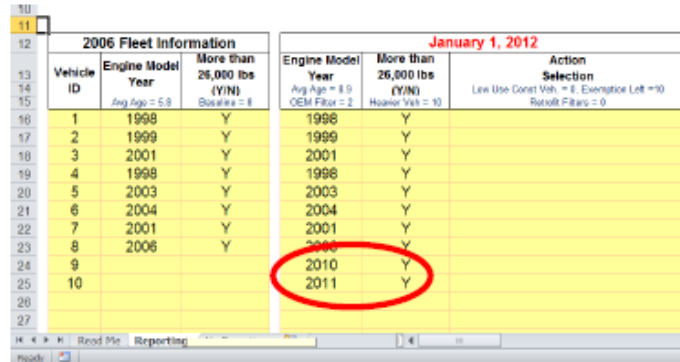
3. Fill in the "2006 Fleet Information" for ALL of the trucks in your fleet.

Use the same "Vehicle ID" numbers that you used for your Truck & Bus Rule reporting (**TRUCRS**).



4. After you fill in your "2006 Fleet Information", it will automatically populate similar columns for later years.

If you have vehicles that were purchased after 2006, please enter them under **January 1, 2012**.



Note: For the Proposition 1B Program, you only need to fill in data for January 1, 2012.

FLEET CALCULATOR INSTRUCTIONS for Proposition 1B Program

5. Use the down arrow to select an action from the list.

2006 Fleet Information			January 1, 2012		
Vehicle ID	Engine Model Year	More than 26,000 lbs (Y/N)	Engine Model Year	More than 26,000 lbs (Y/N)	Action Selection
1	1998	Y	1998	Y	Low Use Const Veh. = 0, Exemption Left = 10 Retrofit Filters = 0
2	1999	Y	1999	Y	
3	2001	Y	2001	Y	
4	1998	Y	1998	Y	
5	2003	Y	2003	Y	
6	2004	Y	2004	Y	
7	2001	Y	2001	Y	
8	2006	Y	2006	Y	
9			2010	Y	
10			2011	Y	

Additional info: Avg Age = 5.8, Baseline = 8, Avg Age = 8.9, OEM Filter = 2, Heavier Veh = 10

Additional info: Low Use Const Veh. = 0, Exemption Left = 10, Retrofit Filters = 0

Select action that is applicable to the vehicle or leave blank.

6. Click the scroll bar to move down the list and see all available actions.

2006 Fleet Information			January 1, 2012		
Vehicle ID	Engine Model Year	More than 26,000 lbs (Y/N)	Engine Model Year	More than 26,000 lbs (Y/N)	Action Selection
1	1998	Y	1998	Y	PM filter before July, 2011
2	1999	Y	1999	Y	PM filter
3	2001	Y	2001	Y	PM filter with 85% NOx
4	1998	Y	1998	Y	NOx exempt area
5	2003	Y	2003	Y	Low mileage construction
6	2004	Y	2004	Y	Ag below 10,000 miles
7	2001	Y	2001	Y	Ag below 15,000/25,000 miles
8	2006	Y	2006	Y	Ag specialty
9			2010	Y	
10			2011	Y	

Additional info: Avg Age = 5.8, Baseline = 8, Avg Age = 8.9, OEM Filter = 2, Heavier Veh = 10

Additional info: Low Use Const Veh. = 0, Exemption Left = 10, Retrofit Filters = 0

7. After you finish selecting actions, you can see your compliance status.

GREEN means you're in compliance for 2012.

RED means you're not in compliance.

Phase-in Option requirements	Required	Credits	Adjusted for Credits
Percent of fleet need PM filters	30%	17%	13%
Percent of fleet have PM filters			33%

2006 Fleet Information			January 1, 2012		
Vehicle ID	Engine Model Year	More than 26,000 lbs (Y/N)	Engine Model Year	More than 26,000 lbs (Y/N)	Action Selection
1	1998	Y	1998	Y	Funded PM filter in contract period
2	1999	Y	1999	Y	Retired
3	2001	Y	2001	Y	Retired
4	1998	Y	1998	Y	
5	2003	Y	2003	Y	
6	2004	Y	2004	Y	PM filter before July, 2011
7	2001	Y	2001	Y	
8	2006	Y	2006	Y	
9			2010	Y	
10			2011	Y	Funded vehicle in contract period

Additional info: Avg Age = 5.8, Baseline = 8, Avg Age = 8.3, OEM Filter = 1, Heavier Veh = 6

Additional info: Low Use Const Veh. = 0, Exemption Left = 10, Retrofit Filters = 1

8. Save the Excel file with your company name (e.g. ABCTruckingFleetCalculator.xls).

9. **E-Mail** the Fleet Calculator file and your Fleet Summary Page to gmbond@arb.ca.gov with the subject line: "Compliance Check for (your company name)".

You can also submit it by FAX (916) 327-5621 (include a cover sheet with "Compliance Check for (your company name)").

Or, Mail to: Air Resources Board, Prop. 1B Program, 6th Floor, Attn: Heather Jackson
1001 I Street, P.O. Box 2815
Sacramento, CA 95812

Prop. 1B Compliance Checks: Helpful Hints for Applicants

Some common issues which delay completion of the compliance check are addressed below. In many cases, CARB must request additional information from applicants which means it may take much longer for CARB to notify Air Districts that a compliance check is complete.

Before you submit your compliance check, please review the following items.

1. You must submit **TWO** items – a Fleet Calculator AND a Fleet Summary from TRUCRS.
2. FLEET CALCULATOR:
 - a. Use the tab that says “REPORTING”.
 - b. Assign Vehicle IDs to ALL trucks.
 - c. Enter all Vehicle IDs under the “Vehicle ID” column – even if the truck was added to your fleet after 2006.
 - d. Make sure the Vehicle IDs match the Owners Vehicle ID on the Fleet Summary from TRUCRS.
 - e. ***NOTE: If the Fleet Calculator shows you are NOT in compliance***, please contact the Truck & Bus Rule staff to see if you’ve filled it out correctly or to obtain assistance with selecting appropriate compliance options.
3. FLEET SUMMARY from TRUCRS:
 - a. Assign an Owners Vehicle ID to ALL trucks.
 - b. Make sure the Owners Vehicle IDs match the Vehicle IDs on the Fleet Calculator.
 - c. Make sure that the “Report Status” (last column on the right) is visible (i.e. not cut off) in the PDF file that you submit.
 - d. The “Report Status” must be “Complete” for all trucks.
 - e. Remember, the Truck & Bus Rule has a TRUCRS reporting deadline of March 30, 2012, if you want to use the rule’s phase-in option which is more flexible.
4. SOLD/RETIRED TRUCKS: Let us know if you have sold or retired a truck that was on your original list of Prop. 1B trucks.
5. If you have questions about Truck & Bus Rule reporting, visit the website (<http://www.arb.ca.gov/msprog/onrdiesel/reportinginfo.htm>) or send an email to 8666diesel@arb.ca.gov, phone: 1-866-6DIESEL (866-634-3735).